



PARTS CATALOG

MERCUISER SEC B REMOTE CONTROLS

SERIAL NUMBER

REMOTE CONTROLS Mercruiser(1985 and Below)

TABLE OF CONTENTS:

CONTROL HANDLE ASSEMBLY (TRIM SWITCH)	104
DUAL STATION REMOTE CONTROL KIT	36
ELECTRIC SHIFT EXTENSION CABLE ASSEMBLY (M/C 215E)	50
ELECTRIC SHIFT EXTENSION CABLE ASSEMBLY (M/C II TR.)	52
PARTS INDEX	110
REMOTE CONTROL ASSEMBLY (31621A1)	2
REMOTE CONTROL ASSEMBLY (MERCCONTROL - DELUXE)	54
REMOTE CONTROL ASSEMBLY (MERCCONTROL - DELUXE)	72
REMOTE CONTROL ASSEMBLY (MERCCONTROL)	6
REMOTE CONTROL ASSEMBLY (PANEL MOUNT)(36077A1 / A2)	18
REMOTE CONTROL ASSEMBLY (PANEL MOUNT)(56326A1 / A5)	86
REMOTE CONTROL ASSEMBLY (PANEL MOUNT)(56426A1)	64
REMOTE CONTROL ASSEMBLY (PANEL MOUNTED WITH TRIM SWITCH)	106
REMOTE CONTROL ASSEMBLY (TOP MOUNT)(32669A1)	10
REMOTE CONTROL ASSEMBLY, COMPLETE (56453A1 / A2)	58
REMOTE CONTROL ASSEMBLY, COMPLETE (64327A1 / A2 / A9)	80
REMOTE CONTROL ASSEMBLY, COMPLETE (68832A1 / A2)	96
REMOTE CONTROL ASY (COMPACT - CONSOLE MOUNT)(68831A1)	90
REMOTE CONTROL ASY (COMPACT - PANEL MOUNT)(37782A1 / A2)	28
REMOTE CONTROL ASY (COMPACT- CONSOLE MOUNT)(37580A1 / A2)	22
REMOTE CONTROL ASY (CONSOLE MOUNT)(35651A1)	14
REMOTE CONTROL ASY (TOP MOUNT - CONSOLE)(38290A1 / 58602A1)	32
REMOTE CONTROL ASY (TOP MOUNT - CONSOLE)(57147A1)	68
REMOTE CONTROL ASY (TOP MOUNT - CONSOLE)(63064A1)	76
REMOTE CONTROL ASY (TOP MOUNT - CONSOLE)(68833A1)	94
REMOTE CONTROL ASY (TOP MOUNT - CONSOLE)(68843A1 / A2)	100
REMOTE CONTROL CABLE ASSEMBLY	38
REMOTE CONTROL CABLE ASSEMBLY (EXTENSION KIT)	40
REMOTE CONTROL DUAL INSTALLATION KIT	46
REMOTE CONTROL EXTENSION KIT	48
REMOTE CONTROL INSTALLATION KIT (BOTTOM MOUNTING)	42
REMOTE CONTROL INSTALLATION KIT (SIDE MOUNTING)	44

NOTE: Indented description indicate that these parts are included in preceeding assembly.

AR = As Required

NSS = Not Sold Separate

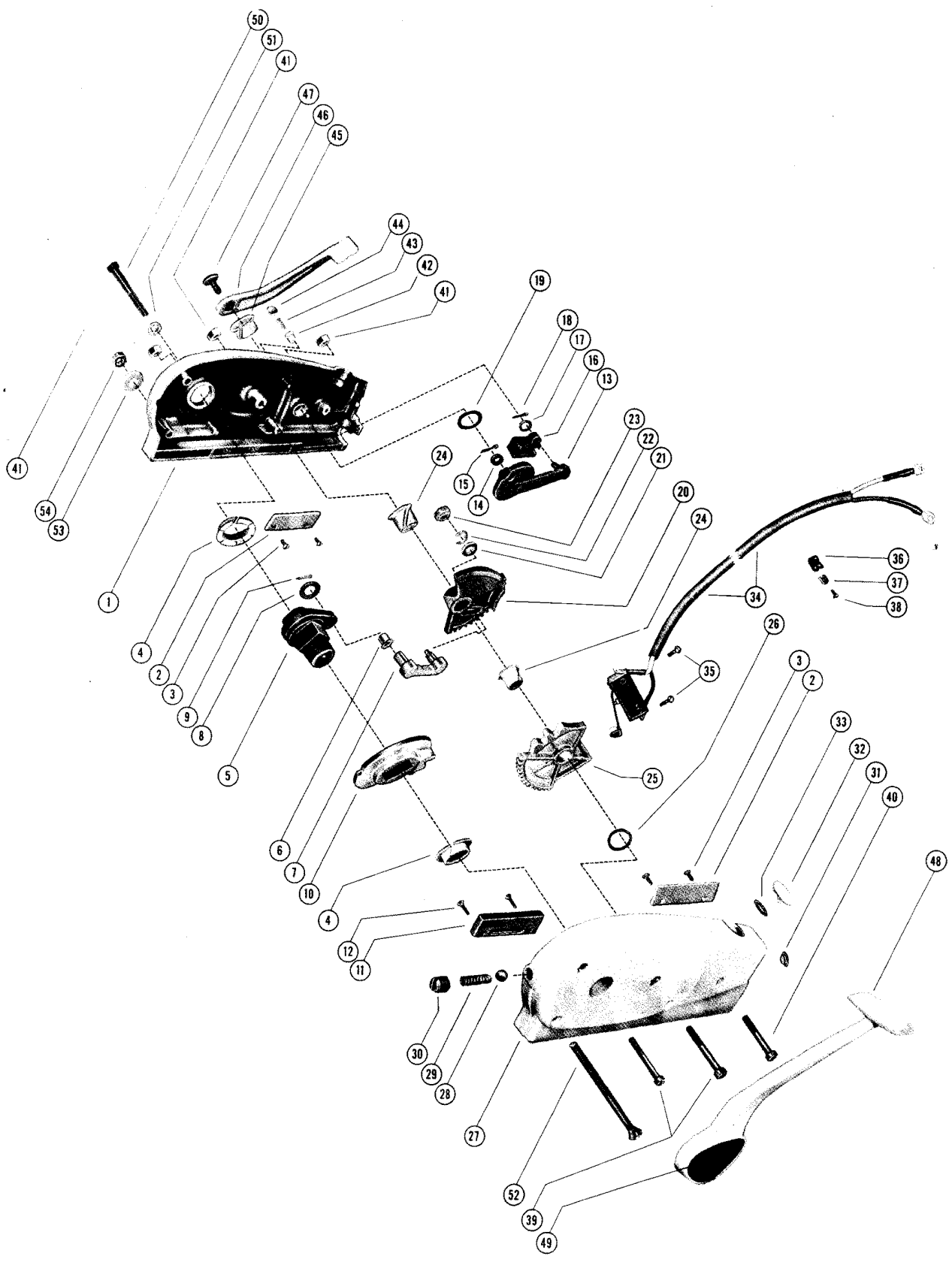
OPT = Optional

NS = Not Shown

THESE PARTS BOOKS/FICHE CARD ARE COPYRIGHTED AND MAY NOT BE DISTRIBUTED OR REPRODUCED IN ANY OTHER FORMAT BY ANYONE OTHER THAN MERCURY MARINE WITHOUT THE PRIOR WRITTEN CONSENT OF MERCURY MARINE.

THIS PAGE INTENTIONALLY LEFT BLANK

REMOTE CONTROL ASSEMBLY (31621A1)

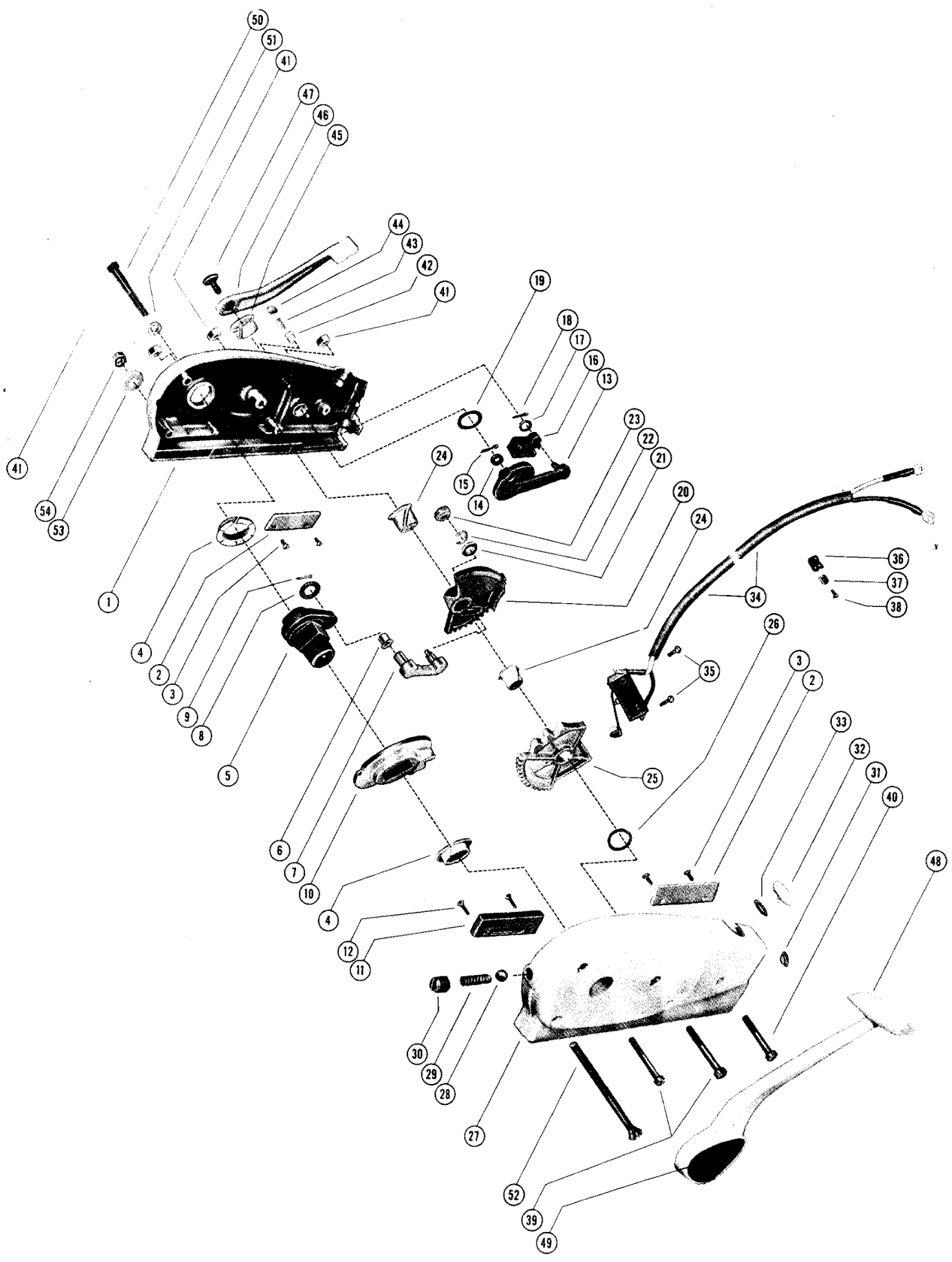


REMOTE CONTROL ASSEMBLY (31621A1)

REF. NO.	PART NO.	SYM.	QTY.	DESCRIPTION
-	31621A1		1	REMOTE CONTROL ASSEMBLY (SEE NOTE)
1	30203A1		1	HOUSING, REMOTE CONTROL - STARBOARD
2	29640		2	PLATE, RACK RETAINING
3	10-26668		4	SCREW, RACK RETAINING PLATE TO HOUSING
4	23-28314		2	BUSHING, NYLON - THROTTLE SECTOR ACTUATOR
5	29574		1	ACTUATOR, LINK AND THROTTLE SECTOR
6	23-29638		1	BUSHING, NYLON - THROTTLE LINK
7	29576		1	LINK, THROTTLE - ACTUATOR AND SECTOR GEAR
8	12-29629		1	WASHER, THROTTLE LINK
9	18-32857		1	COTTER PIN, THROTTLE LINK TO ACTUATOR
10	43-29575		1	GEAR, DRIVE - ACTUATOR
11	29647		1	PLATE, SEPARATOR - CONTROL CABLE ANCHOR
12	10-29642		2	SCREW, SEPARATOR PLATE TO CONTROL HOUSING
13	29578A1		1	THROTTLE SHAFT AND LINK ASSEMBLY
14	12-20583		1	WASHER, THROTTLE SHAFT LINK
15	18-21071		1	COTTER PIN, LINK TO THROTTLE SHAFT
16	29573		1	BLOCK, CONTROL CABLE ANCHOR
17	12-29626		1	WASHER, THROTTLE SHAFT LINK
18	18-21071		1	COTTER PIN, LINK TO CABLE ANCHOR BLOCK
19	12-29683		1	WASHER, THROTTLE SHAFT AND LINK TO HOUSING
20	43-30204		1	GEAR, THROTTLE SECTOR
21	12-29629		1	WASHER, THROTTLE LINK
22	53-29641		1	"E" RING, THROTTLE LINK TO SECTOR GEAR
23	29630		1	CAM FOLLOWER, THROTTLE LINK
24	23-27132		2	BUSHING, NYLON - THROTTLE AND SHIFT GEAR
25	43-31802		1	GEAR, SHIFT SECTOR
26	12-29627		1	WASHER, SHIFT SECTOR GEAR TO HOUSING
27	30986		1	HOUSING, REMOTE CONTROL - PORT
28	31370		1	BALL, TENSION - DRIVE GEAR
29	24-30891		1	SPRING, DETENT - DRIVE GEAR BALL
30	10-29837		1	SCREW, RETAINING - DETENT SPRING HOUSING
31	19-45119		1	PLUG, KEY SWITCH HOLE
32	19-30064		1	PLUG, CHOKE SWITCH HOLE
33	25-20034		1	"O" RING, CHOKE HOLE PLUG
34	30866A1		1	SAFETY SWITCH AND CABLE ASSEMBLY
35	10-30902		2	SCREW, SAFETY SWITCH TO HOUSING
36	54-22740		1	CLIP, SAFETY SWITCH CABLE TO HOUSING
37	22789		1	"D" WASHER, SAFETY SWITCH CABLE CLIP SCREW
38	10-26682		1	SCREW, SAFETY SWITCH CABLE TO HOUSING CLIP
39	10-29389		2	SCREW, REMOTE CONTROL HOUSING CLAMPING (1 7/8")
40	10-28773		1	SCREW, REMOTE CONTROL HOUSING CLAMPING (1 5/8")
41	11-24652		3	NUT, REMOTE CONTROL HOUSING CLAMPING SCREW
42	17-20009		1	PIN, DETENT - CONTROL HOUSING SECTOR GEAR

CONTINUED ON NEXT PAGE ➡

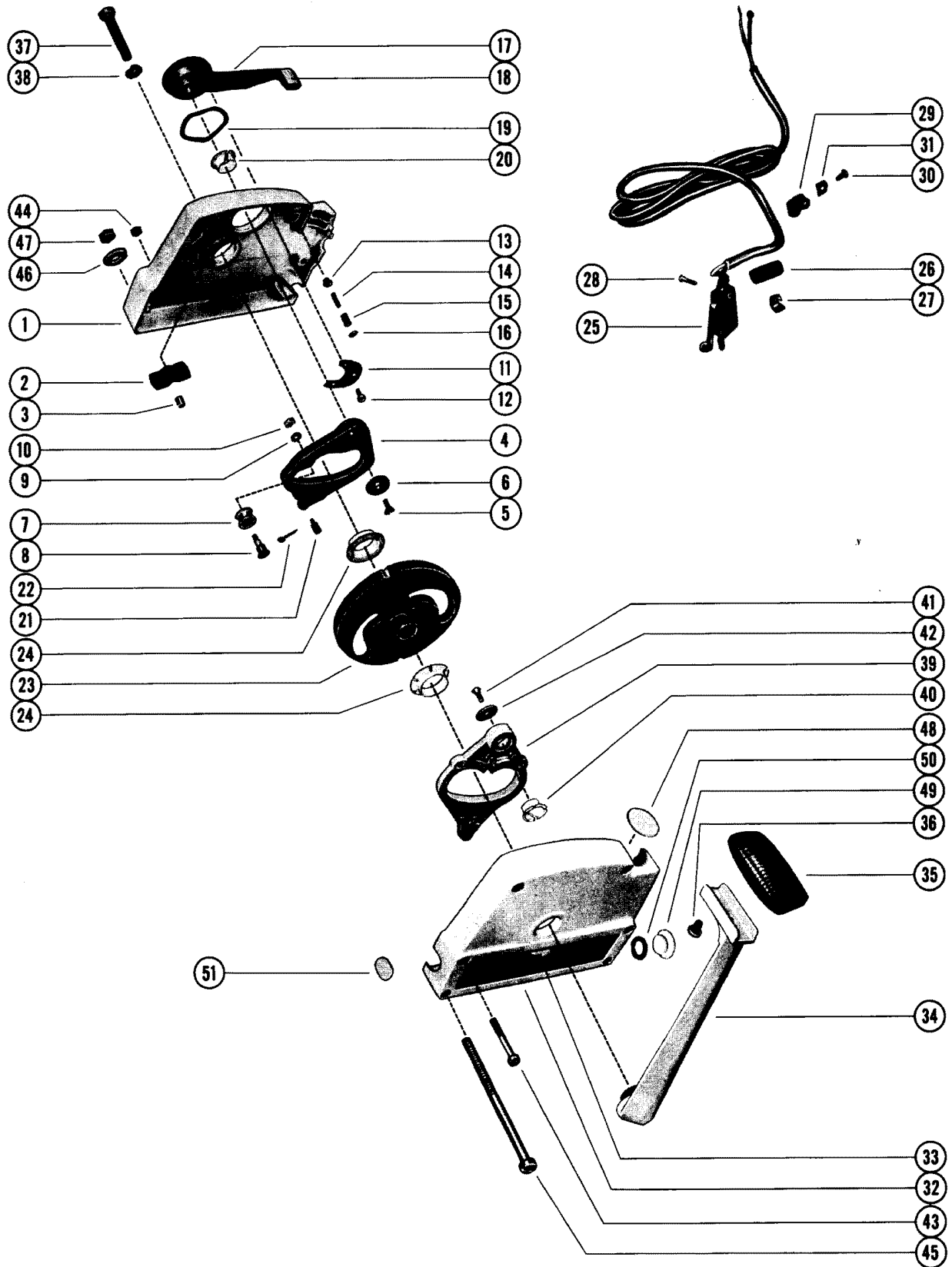
REMOTE CONTROL ASSEMBLY (31621A1)



REMOTE CONTROL ASSEMBLY (31621A1)

REF. NO.	PART NO.	SYM.	QTY.	DESCRIPTION
43	24-20010		1	SPRING, DETENT PIN
44	19-20011		1	WELCH PLUG, DETENT PIN AND SPRING RETAINING
45	23-29684		1	BUSHING, NYLON - THROTTLE CONTROL LEVER TO HOUSING
46	29572		1	LEVER, THROTTLE CONTROL
-	37-31021		1	TAPE, THROTTLE CONTROL LEVER
47	10-29628		1	SCREW, THROTTLE CONTROL LEVER TO HOUSING
48	29675A2		1	CONTROL HANDLE ASSEMBLY, THROTTLE AND SHIFT
49	26183A5		1	EMBLEM, CONTROL HANDLE
50	10-29671		1	SCREW, CONTROL HANDLE TO HOUSING
51	13-26992		1	LOCKWASHER, CONTROL HANDLE FASTENING SCREW
52	10-29672		2	SCREW, REMOTE CONTROL HOUSING TO BOAT
53	12-20346		2	WASHER, REMOTE CONTROL HOUSING TO BOAT SCREW
54	11-24652		2	NUT, REMOTE CONTROL HOUSING TO BOAT SCREW

REMOTE CONTROL ASSEMBLY (MERCCONTROL)

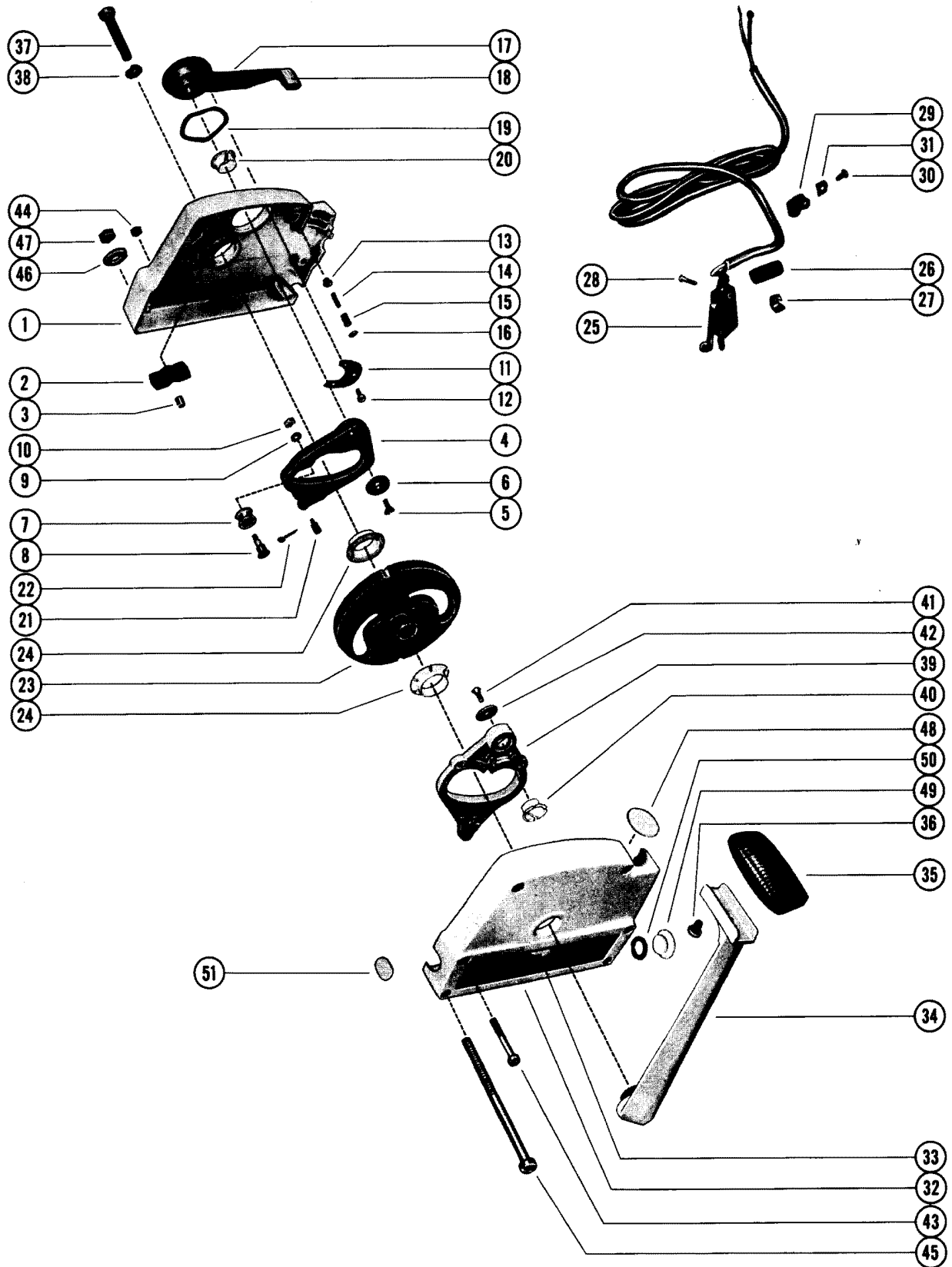


REMOTE CONTROL ASSEMBLY (MERCCONTROL)

REF. NO.	PART NO.	SYM.	QTY.	DESCRIPTION
-	34744A1		1,,	REMOTE CONTROL ASSEMBLY, COMPLETE SEE NOTE
-	45958A2		,1,	REMOTE CONTROL ASSEMBLY, COMPLETE (WHITE) SEE NOTE
-	45958A5		,,1	REMOTE CONTROL ASSEMBLY, COMPLETE (BLACK) SEE NOTE
1	34669		1,,	HOUSING, REMOTE CONTROL (STARBOARD)
	45880		,1,	HOUSING, REMOTE CONTROL (STARBOARD) - WHITE
	45880-2		,,1	HOUSING, REMOTE CONTROL (STARBOARD) - BLACK
2	24-34683		1,1,1	SPRING, DETENT - CONTROL HOUSING
3	34992		1,1,1	ROLLER, DETENT SPRING
4	34671		1,1,1	LEVER, THROTTLE - CONTROL HOUSING
5	10-34676		1,1,1	SCREW, THROTTLE LEVER TO NEUTRAL WARM-UP LEVER
6	12-34675		1,1,1	WASHER, THROTTLE LEVER SCREW
7	34672		1,1,1	CAM ROLLER, THROTTLE LEVER
8	17-34673		1,1,1	PIN, CAM ROLLER TO THROTTLE LEVER
9	12-34680		1,1,1	WASHER, CAM ROLLER PIN
10	11-31953		1,1,1	NUT, CAM ROLLER TO THROTTLE LEVER PIN
11	34679		1,1,1	PLATE, THRUST - CONTROL HOUSING
12	10-29762		3,,	SCREW, THRUST PLATE TO NEUTRAL WARM-UP LEVER
	10-47220		,3,3	SCREW, THRUST PLATE TO NEUTRAL WARM-UP LEVER
13	17-20009		1,1,1	PIN, DETENT - CONTROL HOUSING NEUTRAL WARM-UP LEVER
14	24-35210		1,1,1	SPRING, DETENT PIN
15	24-35227		1,1,1	SPRING, DETENT PIN TENSION
16	19-20011		1,1,1	WELCH PLUG, DETENT PIN AND SPRING RETAINING
17	34670		1,1,	LEVER, NEUTRAL WARM-UP - CONTROL HOUSING (WHITE)
	34670-2		,,1	LEVER, NEUTRAL WARM-UP - CONTROL HOUSING (BLACK)
18	37-31021		1,1,1	TAPE, NEUTRAL WARM-UP LEVER
19	13-34678		1,1,1	WASHER, WAVE - NEUTRAL WARM-UP LEVER
20	23-33589		1,1,1	BUSHING, NYLON - NEUTRAL WARM-UP LEVER (5/8" I D)
21	17-34692		2,2,2	PIN, SHIFT AND THROTTLE LEVERS
22	18-29623		2,2,2	COTTER PIN, SHIFT AND THROTTLE LEVER PINS
23	54911		1,1,1	FACE CAM
24	23-34677		2,2,2	BUSHING, NYLON- FACE CAM (1" I D)
25	34621A1		1,1,1	SWITCH AND CABLE ASSEMBLY, SAFETY
26	23-34947		1,1,1	SLEEVE, SAFETY SWITCH LEAD
27	54-20386		1,1,1	CLAMP, SAFETY SWITCH LEAD SLEEVE
28	10-30902		2,2,2	SCREW, SAFETY SWITCH TO CONTROL HOUSING
29	54-26550		1,1,1	CLIP, SAFETY SWITCH LEADS TO CONTROL HOUSING
30	10-37260		1,1,1	SCREW, SAFETY SWITCH LEADS TO CONTROL HOUSING
31	22789		1,1,1	"D" WASHER, SAFETY SWITCH LEADS CLIP SCREW
32	34681		1,,	HOUSING, REMOTE CONTROL (PORT)

CONTINUED ON NEXT PAGE ➡

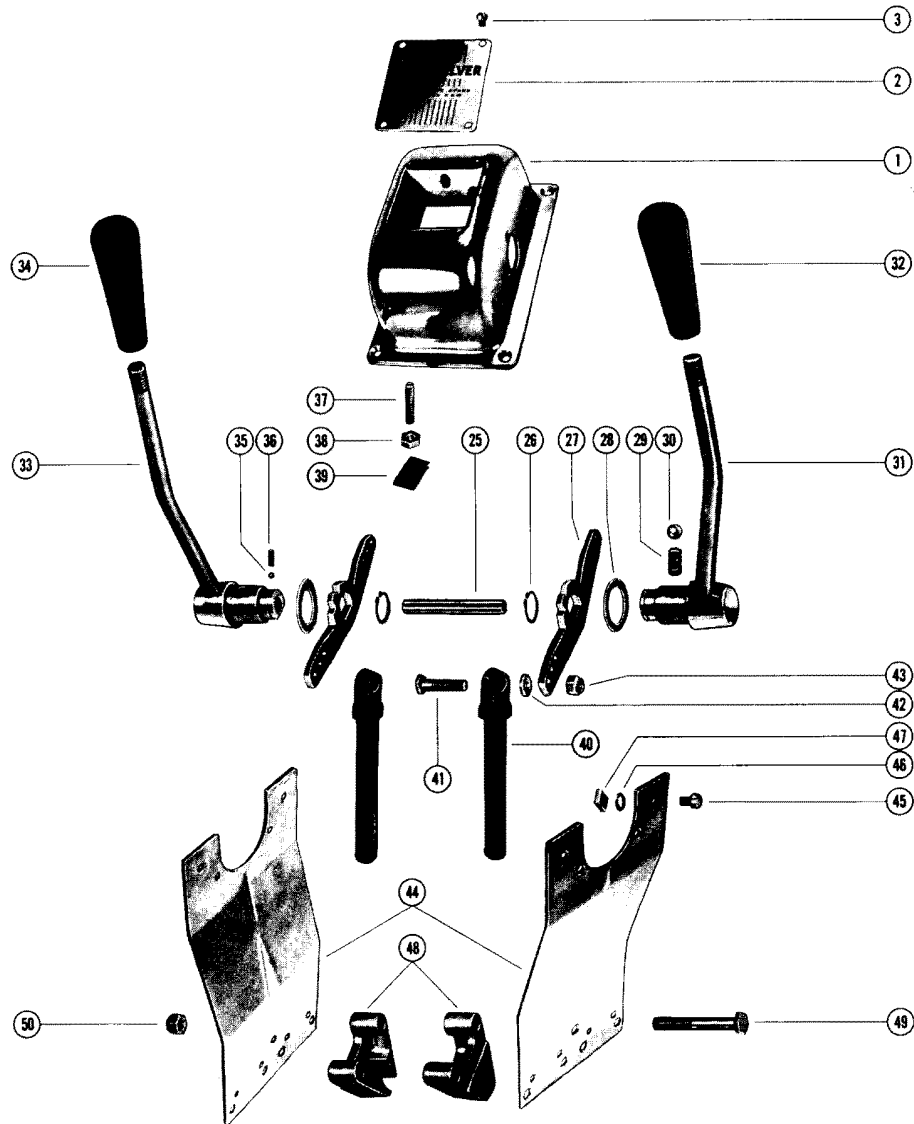
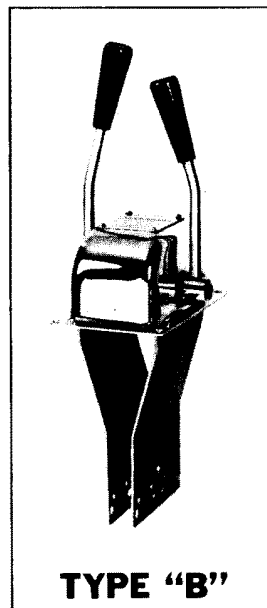
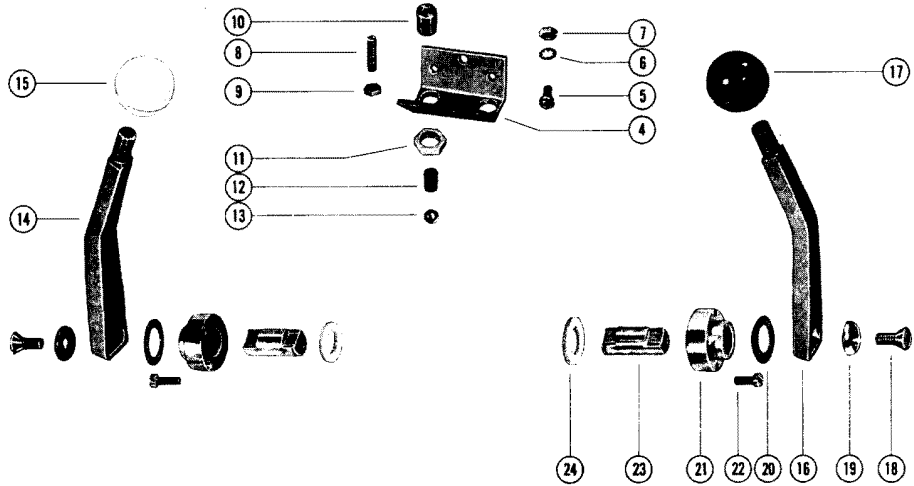

REMOTE CONTROL ASSEMBLY (MERCCONTROL)



REMOTE CONTROL ASSEMBLY (MERCCONTROL)

REF. NO.	PART NO.	SYM.	QTY.	DESCRIPTION
32	45939		1,,	HOUSING, REMOTE CONTROL (PORT) - WHITE
	45939-2		,1,	HOUSING, REMOTE CONTROL (PORT) - BLACK
33	37-34983		1,,	DECAL, CONTROL HOUSING (MERCCONTROL)
	37-46424		,1,	DECAL, CONTROL HOUSING (MERCCONTROL)
	37-55326		,,1	DECAL, CONTROL HOUSING (MERCCONTROL)
-	37-55325		,,1	DECAL, CONTROL HOUSING (MERCCONTROL)
34	34689		1,1,	LEVER, CONTROL (WHITE)
	34689-2		,,1	LEVER, CONTROL (BLACK)
35	36885		1,1,	GRIP, CONTROL LEVER (BLACK)
	55339		,,1	GRIP, CONTROL LEVER (RED)
36	10-37342		2,2,2	SCREW, GRIP TO CONTROL LEVER (7/16")
37	10-34691		1,1,1	SCREW, CONTROL LEVER TO FACE CAM (1 1/2")
38	13-26992		1,1,1	LOCKWASHER, CONTROL LEVER SCREW
39	34682		1,1,1	LEVER, SHIFT - CONTROL HOUSING
40	23-33589		1,1,1	BUSHING, NYLON - SHIFT LEVER (5/8" I D)
41	10-34676		1,1,1	SCREW, SHIFT LEVER TO CONTROL HOUSING
42	12-34675		1,1,1	WASHER, SHIFT LEVER SCREW
43	10-31114		4,,	SCREW, REMOTE CONTROL HOUSING CLAMPING
	10-37941		,4,4	SCREW, REMOTE CONTROL HOUSING CLAMPING
44	11-34688		4,4,4	NUT, REMOTE CONTROL HOUSING CLAMPING SCREW
45	10-34900		2,2,2	SCREW, REMOTE CONTROL TO BOAT (4 1/4")
46	12-20346		2,2,2	WASHER, REMOTE CONTROL SCREW
47	11-24652		2,2,2	NUT, REMOTE CONTROL TO BOAT SCREW
48	19-30064		1,1,	PLUG, CHOKE SWITCH HOLE
49	19-45119		1,,	PLUG, IGNITION SWITCH HOLE
50	25-20034		1,,	"O" RING, IGNITION SWITCH HOLE PLUG
49	19-45119		,1,	PLUG,IGNITION SWITCH HOLE
51	19-45918		,1,	PLUG,CONTROL HOUSING HOLE
48	19-55350		,,1	PLUG,CHOKE SWITCH HOLE
49	19-55349		,,1	PLUG,IGNITION SWITCH HOLE
51	19-55348		,,1	PLUG,CONTROL HOUSING HOLE

REMOTE CONTROL ASSEMBLY (TOP MOUNT)(32669A1)

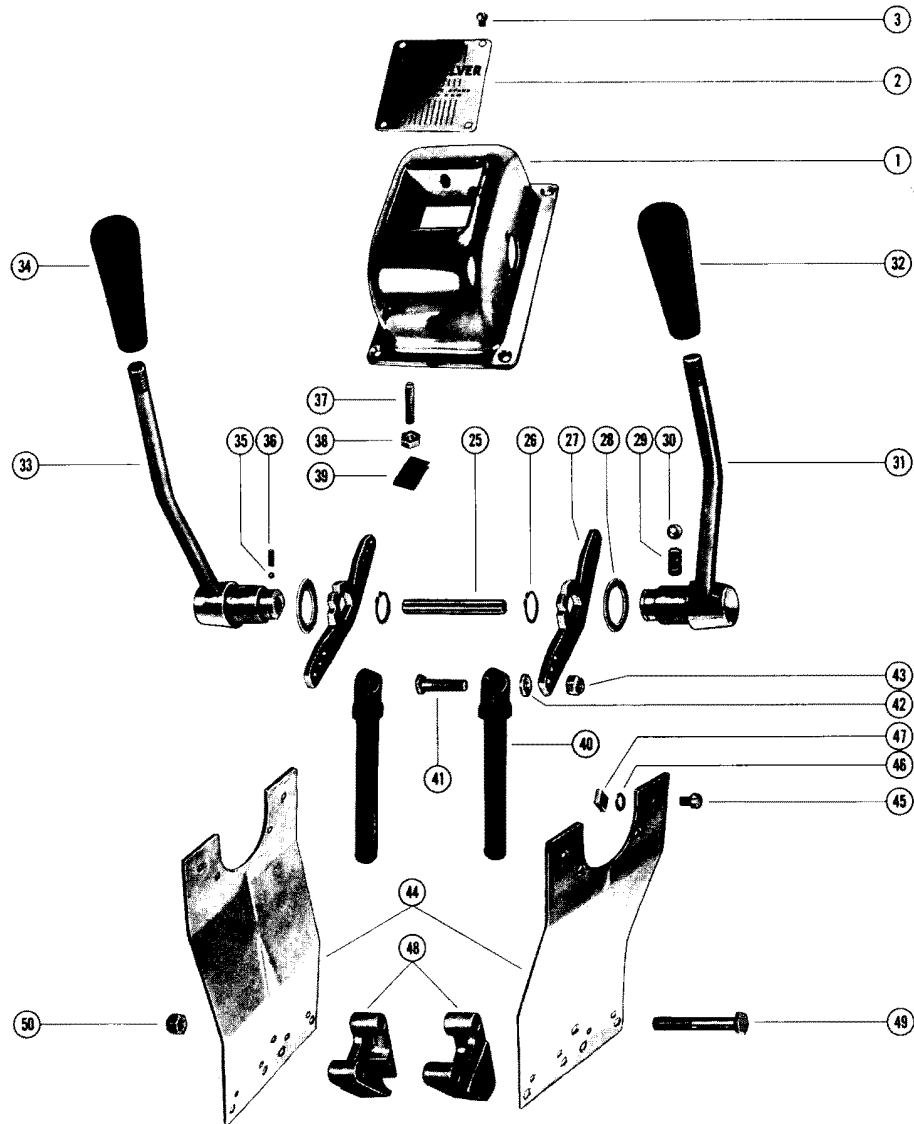
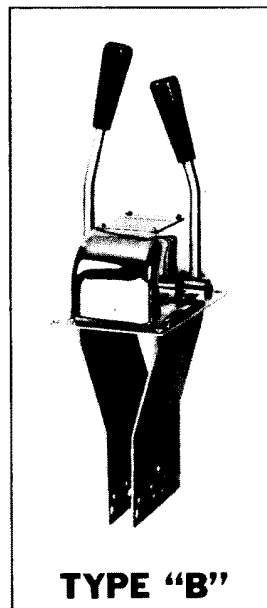
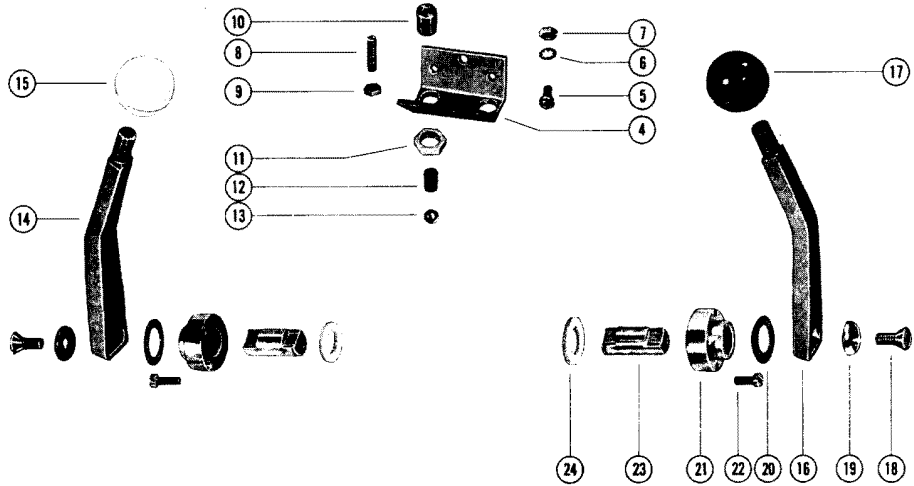



REMOTE CONTROL ASSEMBLY (TOP MOUNT)(32669A1)

REF. NO.	PART NO.	SYM.	QTY.	DESCRIPTION
-	32669A1		,1,1	REMOTE CONTROL ASSEMBLY, TOP MOUNTED (SEE NOTE 1)
1	N.S.S		,1,1	HOUSING, REMOTE CONTROL - TOP
2	38-34185		,1,1	NAME PLATE, REMOTE CONTROL HOUSING
3	10-34184		,4,4	SCREW, NAME PLATE TO REMOTE CONTROL HOUSING
4	34176		,1,	PLATE, DETENT - REMOTE CONTROL HOUSING
5	10-20681		,2,	SCREW, DETENT PLATE TO REMOTE CONTROL HOUSING
6	13-33251		,2,	LOCKWASHER, DETENT PLATE SCREW
7	11-30968		,2,	NUT, DETENT PLATE SCREW
8	10-34188		,4,	SCREW, THROTTLE AND SHIFT ARM STOP - DETENT PLATE
9	11-30968		,4,	NUT, JAM - THROTTLE AND SHIFT ARM STOP SCREW
10	34174		,1,	BARREL, DETENT SPRING - DETENT PLATE
11	11-34175		,1,	NUT, LOCK - DETENT BARREL
12	24-34183		,1,	SPRING, TENSION - DETENT BARREL
13	30-34182		,1,	BALL, TENSION - DETENT SPRING ,
14	34186		,1,	HANDLE, SHIFT - INSIDE ARM SHAFT (LONG)
15	34187		,1,	KNOB, SHIFT HANDLE (WHITE)
16	34177		,1,	HANDLE, THROTTLE - INSIDE ARM SHAFT (SHORT)
17	34190		,1,	KNOB, THROTTLE HANDLE (RED)
18	10-34180		,2,	SCREW, THROTTLE AND SHIFT HANDLE TO INSIDE ARM SHAFT-
19	12-34181		,2,	WASHER, THROTTLE AND SHIFT HANDLE SCREW
20	12-34178		,2,	WASHER, NYLON - THROTTLE HANDLE (THIN)
21	N.S.S.		,2,	SHAFT, BEARING - INSIDE ARM SHAFT
22	10-29813		,6,	SCREW, BEARING SHAFT TO REMOTE CONTROL HOUSING
23	N.S.S.		,2,	SHAFT, INSIDE ARM - THROTTLE HANDLE
24	12-34189		,2,	WASHER, NYLON - INSIDE ARM SHAFT (THICK)
25	34179		,1,1	SHAFT, INSIDE ARM SHAFT
26	53-30523		,2,2	RING, SNAP - THROTTLE AND SHIFT HANDLE TO SHAFT
27	34173		,2,2	ARM, INSIDE - THROTTLE AND SHIFT
28	12-39263		,2	WASHER, NYLON - THROTTLE AND SHIFT HANDLE
29	24-34183		,1	SPRING, TENSION - THROTTLE AND SHIFT HANDLE
30	30-34182		,1	BALL, TENSION - TENSION SPRING
31	39261		,1	HANDLE, THROTTLE - INSIDE ARM SHAFT (SHORT)
32	39268		,1	KNOB, THROTTLE HANDLE (RED)
33	39262		,1	HANDLE, SHIFT- INSIDE ARM SHAFT (LONG)
34	39267		,1	KNOB, SHIFT HANDLE (BLACK)
35	30-39266		,2	BALL, NYLON - THROTTLE AND SHIFT HANDLE DETENT SCREW
36	10-39264		,2	SCREW, DETENT - THROTTLE AND SHIFT HANDLE
37	10-34188		,4	SCREW, THROTTLE AND SHIFT ARM STOP - REMOTE CONTROL HOUSING
38	11-30968		,4	NUT, JAM - THROTTLE AND SHIFT ARM STOP SCREW

CONTINUED ON NEXT PAGE ➡

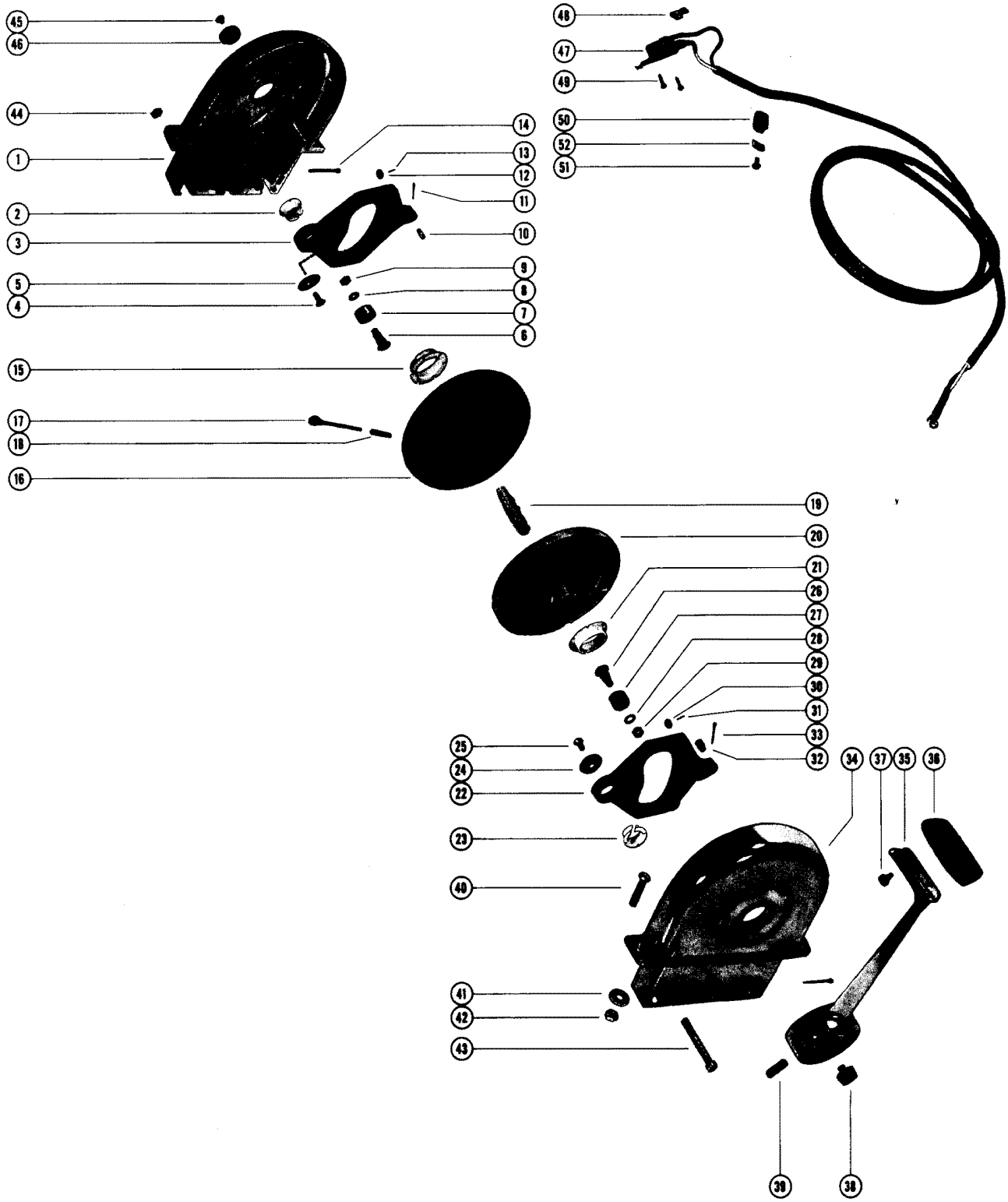
REMOTE CONTROL ASSEMBLY (TOP MOUNT)(32669A1)



REMOTE CONTROL ASSEMBLY (TOP MOUNT)(32669A1)

REF. NO.	PART NO.	SYM.	QTY.	DESCRIPTION
39	11-39265		,,4	NUT, JAM - THROTTLE AND SHIFT ARM STOP SCREW
40	29880		,2,	GUIDE, CABLE - CONTROL END
	46738		,,2	GUIDE, CABLE - CONTROL END
41	10-32708		,2,2	SCREW, CABLE GUIDE TO THROTTLE AND SHIFT ARM (1")
42	12-31760		,2,	WASHER, CABLE GUIDE SCREW
43	11-20361		,2,2	NUT, CABLE GUIDE SCREW
44	N.S.S.		,2,2	BRACKET, REMOTE CONTROL HOUSING
45	10-20401		,4,4	SCREW, SPACER BLOCK BRACKET TO REMOTE CONTROL HOUSING
46	13-26995		,4,4	LOCKWASHER, SPACER BLOCK BRACKET SCREW
47	11-30968		,4,4	NUT, SPACER BLOCK BRACKET SCREW
48	32706		,2,2	BLOCK, SPACER - REMOTE CONTROL CABLE ANCHOR
49	10-21937		,2,2	SCREW, SPACER BLOCK TO REMOTE CONTROL BRACKET (2")
50	11-20361		,2,2	NUT, SPACER BLOCK SCREW
-	37404A		1,,	REMOTE CONTROL CABLE ASSEMBLY, DUAL STATION(SEE NOTE 2)
-	10-32708		2,,	SCREW, CABLE GUIDE TO THROTTLE AND SHIFT ARM (1")
-	12-31760		2,,	WASHER, CABLE GUIDE SCREW
-	11-20361		2,,	NUT, CABLE GUIDE SCREW
-	32706		2,,	BLOCK, SPACER - REMOTE CONTRD CABLE ANCHOR
-	10-21937		2,,	SCREW, SPACER BLOCK TO REMOTE CONTROL BRACKET (2")
-	11-20361		2,,	NUT, SPACER BLOCK SCREW
-	29880		2,,	GUIDE, CABLE - CONTROL END
-	20007		2,,	ANCHOR, CABLE END GUIDE
-	10-20518		2,,	SCREW, SET - CABLE END GUIDE ANCHOR
-	10-20014		2,,	SCREW, SET - CABLE END ANCHOR

REMOTE CONTROL ASY (CONSOLE MOUNT)(35651A1)

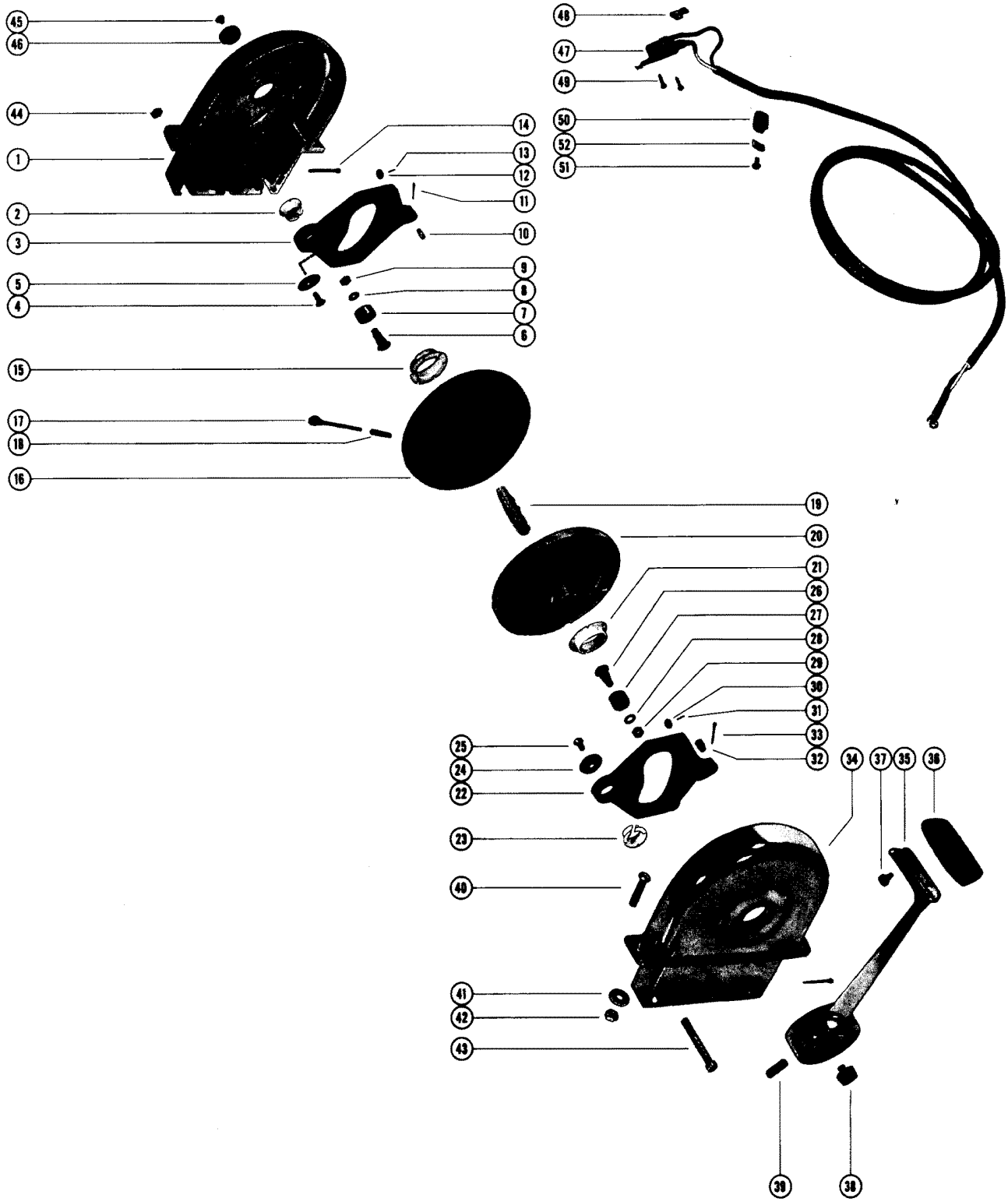


REMOTE CONTROL ASY (CONSOLE MOUNT)(35651A1)

REF. NO.	PART NO.	SYM.	QTY.	DESCRIPTION
-	35651A1		1	REMOTE CONTROL ASSEMBLY, COMPLETE (CONSOLE MOUNTED)SEE NOTE
1	35940		1	HOUSING, REMOTE CONTROL (STARBOARD)
2	23-33589		1	BUSHING, NYLON - SHIFT LEVER (5/8" I. D.)
3	35649		1	LEVER, SHIFT
4	10-34676		1	SCREW, SHIFT LEVER TO CONTROL HOUSING
5	12-34675		1	WASHER, RETAINING - SHIFT LEVER SCREW
6	17-35951		2	PIN, CAM ROLLER TO SHIFT LEVER
7	35943		2	CAM ROLLER, SHIFT LEVER
8	12-35950		2	WASHER, CAM ROLLER PIN
9	11-34688		2	NUT, CAM ROLLER PIN
10	17-35944		1	PIN, CONTROL CABLE TO SHIFT LEVER
11	18-29623		1	COTTER PIN, CONTROL TO SHIFT LEVER PIN
12	35942		2	ROLLER GUIDE, SHIFT LEVER
13	17-29908		2	PIN, ROLLER GUIDE TO SHIFT LEVER
14	18-36002		1	COTTER PIN, CONTROL CABLE TO CONTROL HOUSING
15	23-34677		1	BUSHING, NYLON - SHIFT CAM (1" I. D.)
16	35650		1	CAM, SHIFT
17	17-36241A1		1	PIN ASSEMBLY, BLOCKING - SHIFT CAM
18	24-36244		1	SPRING, COMPRESSION - BLOCKING PIN
19	35819A1		1	SHAFT, CONTROL ASSEMBLY
20	35648		1	CAM, THROTTLE
21	23-34677		1	BUSHING, NYLON - THROTTLE CAM
22	35649		1	LEVER, THROTTLE
23	23-33589		1	BUSHING, NYLON - THROTTLE LEVER (5/8" I. D.)
24	12-34675		1	WASHER, RETAINING - THROTTLE LEVER SCREW
25	10-34676		1	SCREW, THROTTLE LEVER TO CONTROL HOUSING
26	17-35951		1	PIN, CAM ROLLER TO THROTTLE LEVER
27	35943		1	CAM ROLLER, THROTTLE LEVER
28	12-35950		1	WASHER, CAM ROLLER PIN
29	11-34688		1	NUT, CAM ROLLER PIN
30	35942		2	ROLLER GUIDE, THROTTLE LEVER
31	17-29908		2	PIN, ROLLER GUIDE TO THROTTLE LEVER
32	17-35944		1	PIN, CONTROL CABLE TO THROTTLE LEVER
33	18-32857		1	COTTER PIN, CONTROL CABLE TO THROTTLE LEVER PIN
34	35941		1	HOUSING, REMOTE CONTROL (PORT)
35	36047		1	HANDLE, CONTROL
36	36005		1	GRIP, CONTROL HANDLE
37	10-37342		2	SCREW, GRIP TO CONTROL HANDLE
38	35956		1	BUTTON, CONTROL HANDLE
39	10-35955		1	SCREW, SET CONTROL HANDLE TO CONTROL SHAFT
40	10-35963		4	SCREW, REMOTE CONTROL TO BOAT (1 1/2")
41	12-20346		4	WASHER, REMOTE CONTROL SCREW

CONTINUED ON NEXT PAGE ➡

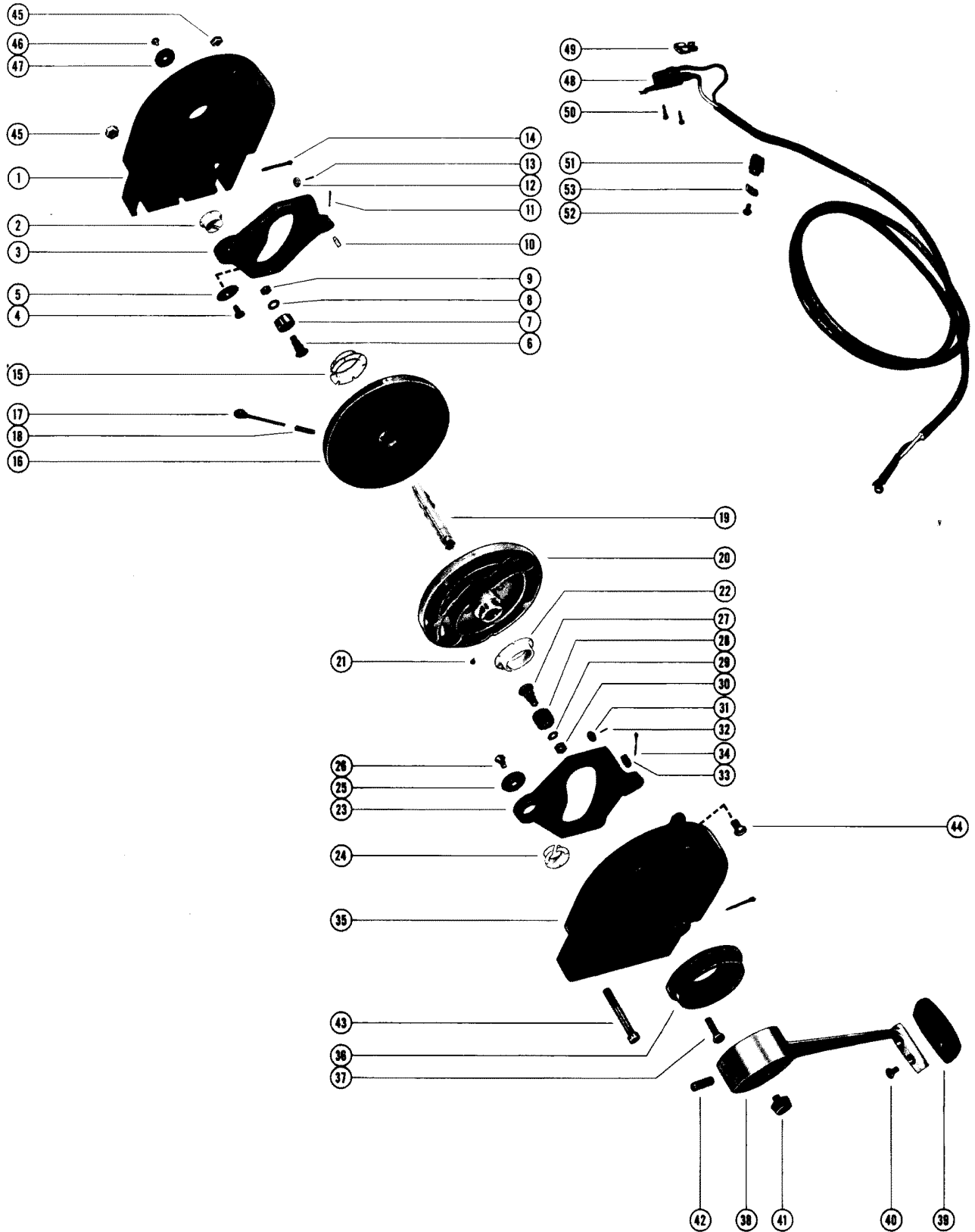
REMOTE CONTROL ASY (CONSOLE MOUNT)(35651A1)



REMOTE CONTROL ASY (CONSOLE MOUNT)(35651A1)

REF. NO.	PART NO.	SYM.	QTY.	DESCRIPTION
42	11-36069		4	NUT, REMOTE CONTROL TO BOAT SCREW
43	10-28774		4	SCREW, REMOTE CONTROL HOUSING CLAMPING (2")
44	11-34688		4	NUT, REMOTE CONTROL HOUSING CLAMPING SCREW
45	10-36046		1	SCREW, RETAINING - CONTROL SHAFT
46	12-35958		1	WASHER, CONTROL SHAFT RETAINING SCREW
47	36004A1		1	SWITCH AND HARNESS ASSEMBLY, SAFETY
48	36286		2	TAB RECEPTACLE, SWITCH HARNESS
49	10-36003		2	SCREW, SAFETY SWITCH TO CONTROL HOUSING
50	54-26550		1	CLIP, SAFETY SWITCH HARNESS TO CONTROL HOUSING
51	10-37260		1	SCREW, SAFETY SWITCH HARNESS CLIP TO CONTROL HOUSING
52	22789		1	"D" WASHER, SAFETY SWITCH HARNESS CLIP SCREW

REMOTE CONTROL ASSEMBLY (PANEL MOUNT)(36077A1 / A2)

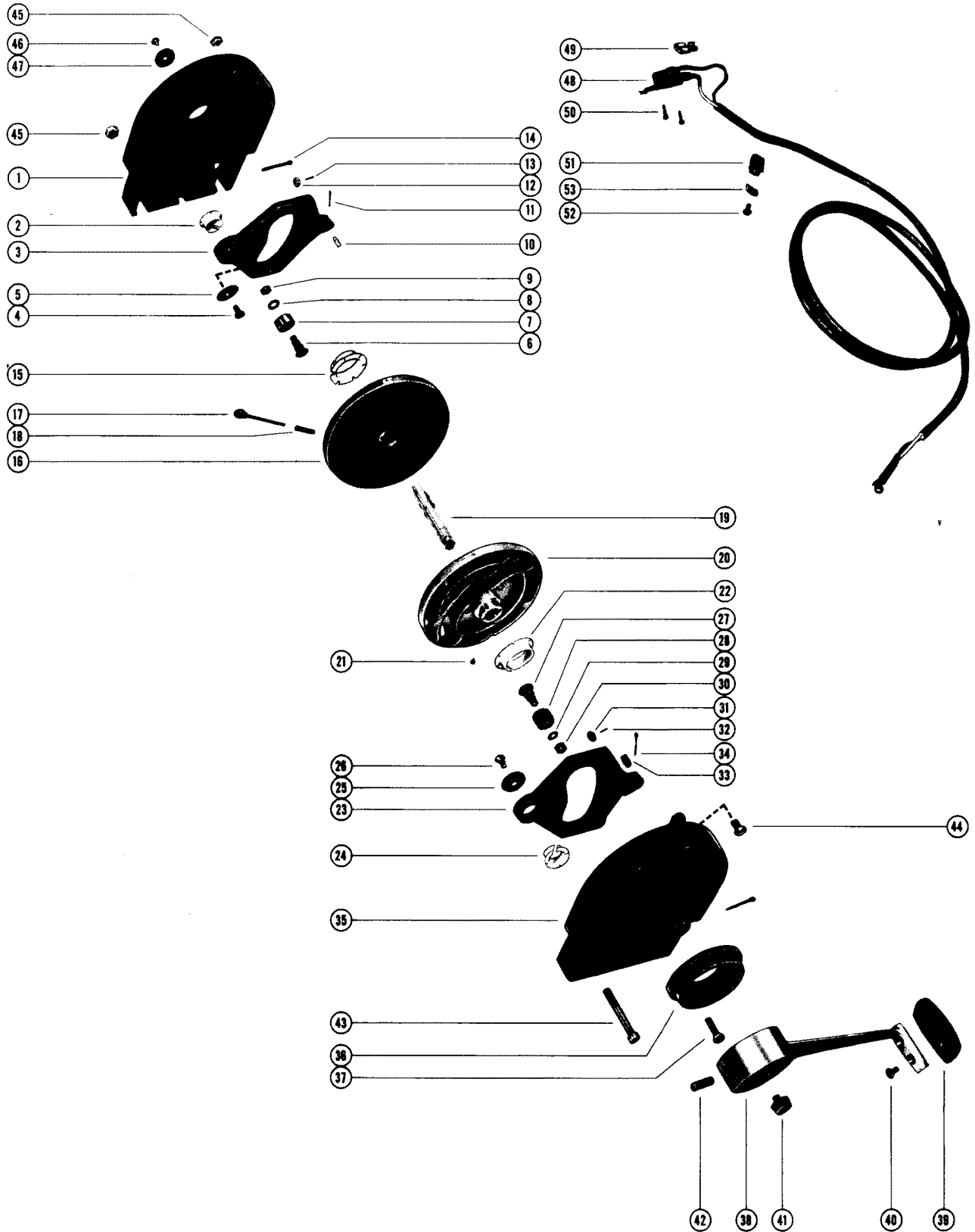


REMOTE CONTROL ASSEMBLY (PANEL MOUNT)(36077A1 / A2)

REF. NO.	PART NO.	SYM.	QTY.	DESCRIPTION
-	36077A1		1,	REMOTE CONTROL ASSEMBLY, COMPLETE PANEL MOUNTED- STARBOARD SEE NOTE
-	36077A2		,1	REMOTE CONTROL ASSEMBLY, COMPLETE PANEL MOUNTED- PORT SEE NOTE
1	36052		1,	HOUSING, REMOTE CONTROL (STARBOARD)
	37357		,1	HOUSING, REMOTE CONTROL (STARBOARD)-NOT AS SHOWN
2	23-33589		1,1	BUSHING, NYLON - SHIFT LEVER (5/8" I. D.)
3	35649		1,1	LEVER, SHIFT
4	10-34676		1,1	SCREW, SHIFT LEVER TO CONTROL HOUSING
5	12-34675		1,1	WASHER, RETAINING - SHIFT LEVER SCREW
6	17-35951		2,2	PIN, CAM ROLLER TO SHIFT LEVER
7	35943		2,2	CAM ROLLER, SHIFT LEVER
8	12-35950		2,2	WASHER, CAM ROLLER PIN
9	11-34688		2,2	NUT, CAM ROLLER PIN
10	17-35944		1,1	PIN, CONTROL CABLE TO SHIFT LEVER
11	18-32857		1,1	COTTER PIN, CONTROL CABLE TO SHIFT LEVER PIN
12	35942		2,2	ROLLER GUIDE SHIFT LEVER
13	17-29908		2,2	PIN, ROLLER GUIDE TO SHIFT LEVER
14	18-36002		2,2	COTTER PIN, CONTROL CABLE TO CONTROL HOUSING
15	23-34677		1,1	BUSHING, NYLON - SHIFT CAM (1" I. D.)
16	35650		1,1	CAM, SHIFT
17	17-36241A1		1,1	PIN ASSEMBLY, BLOCKING - SHIFT CAM
18	24-36244		1,1	SPRING, COMPRESSION - BLOCKING PIN
19	36048A1		1,1	SHAFT, CONTROL ASSEMBLY
20	35648		1,1	CAM, THROTTLE
21	10-37942		1,1	SCREW, SET - CONTROL SHAFT
22	23-34677		1,1	BUSHING, NYLON - THROTTLE CAM (1 " I. D.)
23	35649		1,1	LEVER, THROTTLE
24	23-33589		2,2	BUSHING, NYLON - THROTTLE LEVER (5/8" I. D.)
25	12-34675		1,1	WASHER, RETAINING - THROTTLE LEVER SCREW
26	10-34676		1,1	SCREW, THROTTLE LEVER TO CONTROL HOUSING
27	17-35951		1,1	PIN, CAM ROLLER TO THROTTLE LEVER
28	35943		1,1	CAM ROLLER, THROTTLE LEVER
29	12-35950		1,1	WASHER, CAM ROLLER PIN
30	11-34688		1,1	NUT, CAM ROLLER PIN
31	35942		2,2	ROLLER GUIDE, THROTTLE LEVER
32	17-29908		2,2	PIN, ROLLER GUIDE TO THROTTLE LEVER
33	17-35944		1,1	PIN, CONTROL CABLE TO THROTTLE LEVER
34	18-32857		1,1	COTTER PIN, CONTROL CABLE TO THROTTLE LEVER PIN
35	36053		1,	HOUSING, REMOTE CONTROL (PORT)
	37358		,1	HOUSING, REMOTE CONTROL (PORT) - NOT AS SHOWN
36	36051		1,1	BEZEL, REMOTE CONTROL TO MOUNTING PANEL
37	10-36049		3,3	SCREW, BEZEL TO REMOTE CONTROL (1")

CONTINUED ON NEXT PAGE ➡

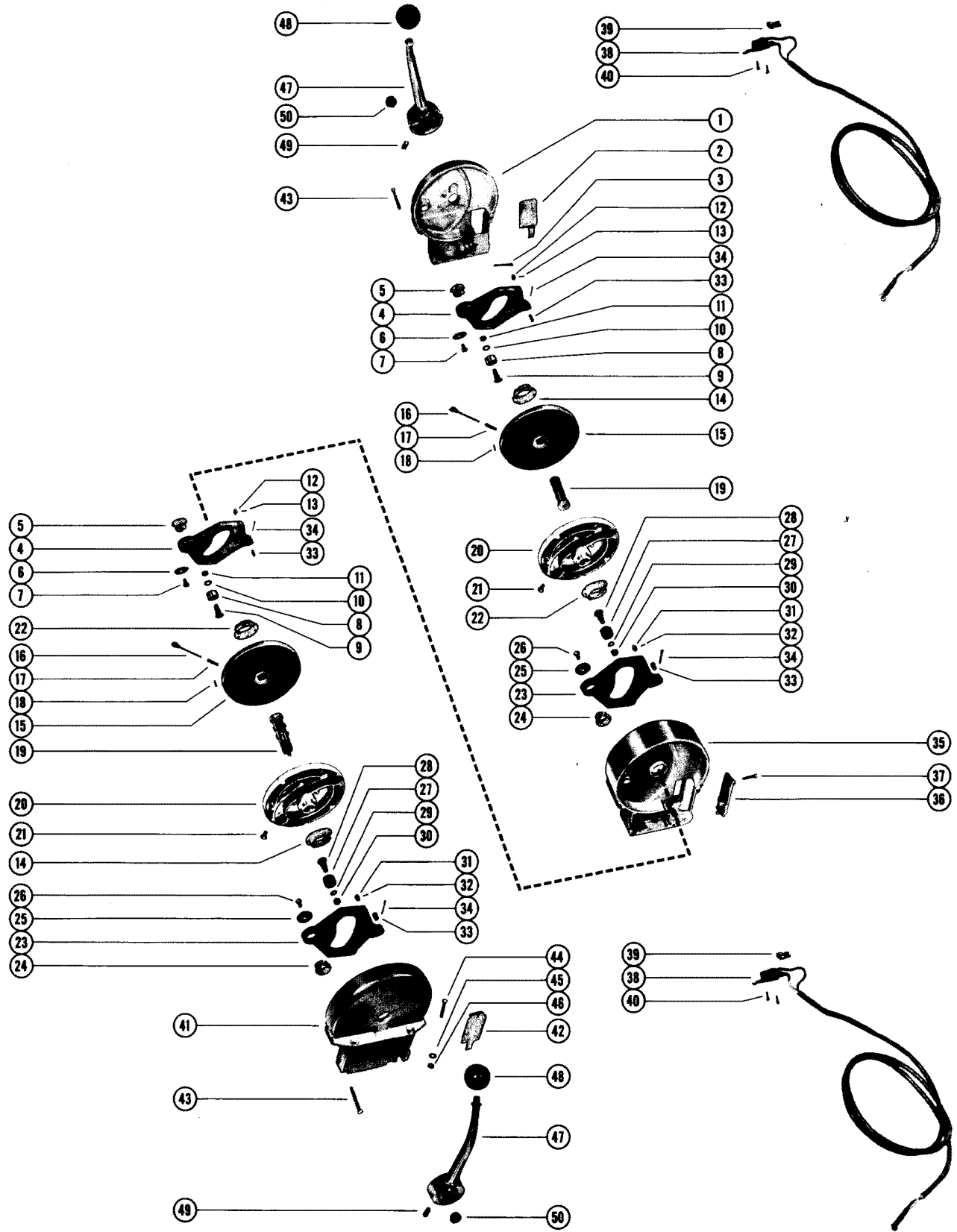
REMOTE CONTROL ASSEMBLY (PANEL MOUNT)(36077A1 / A2)



REMOTE CONTROL ASSEMBLY (PANEL MOUNT)(36077A1 / A2)

REF. NO.	PART NO.	SYM.	QTY.	DESCRIPTION
37	10-36078		3,3	SCREW, BEZEL TO REMOTE CONTROL (1 1/4")
38	36044		1,1	HANDLE, CONTROL
39	36005		1,1	GRIP, CONTROL HANDLE
40	10-37342		2,2	SCREW, GRIP TO CONTROL HANDLE
41	37669		1,1	BUTTON, CONTROL HANDLE
42	10-35955		1,1	SCREW, SET - CONTROL HANDLE TO CONTROL SHAFT
43	10-36562		4,4	SCREW, REMOTE CONTROL HOUSING CLAMPING (2 1/4")
44	10-36195		1,1	SCREW, REMOTE CONTROL HOUSING CLAMPING (TOP)-7/8
45	11-34688		5,5	NUT, REMOTE CONTROL HOUSING CLAMPING SCREW
46	10-36046		1,1	SCREW, RETAINING- CONTROL SHAFT (EARLIER MODELS)
47	12-35958		1,1	WASHER, CONTROL SHAFT RETAINING SCREW
48	36004A1		1,1	SWITCH AND HARNESS ASSEMBLY, SAFETY
49	36286		2,2	TAB RECEPTACLE, SWITCH HARNESS
50	10-36003		2,2	SCREW, SAFETY SWITCH TO CONTROL HOUSING
51	54-26550		1,1	CLIP, SAFETY SWITCH HARNESS TO CONTROL HOUSING
52	10-26682		1,1	SCREW, SAFETY SWITCH HARNESS CLIP TO CONTROL HOUSING
53	22789		1,1	"D" WASHER, SAFETY SWITCH HARNESS CLIP SCREW

REMOTE CONTROL ASY (COMPACT- CONSOLE MOUNT)(37580A1 / A2)

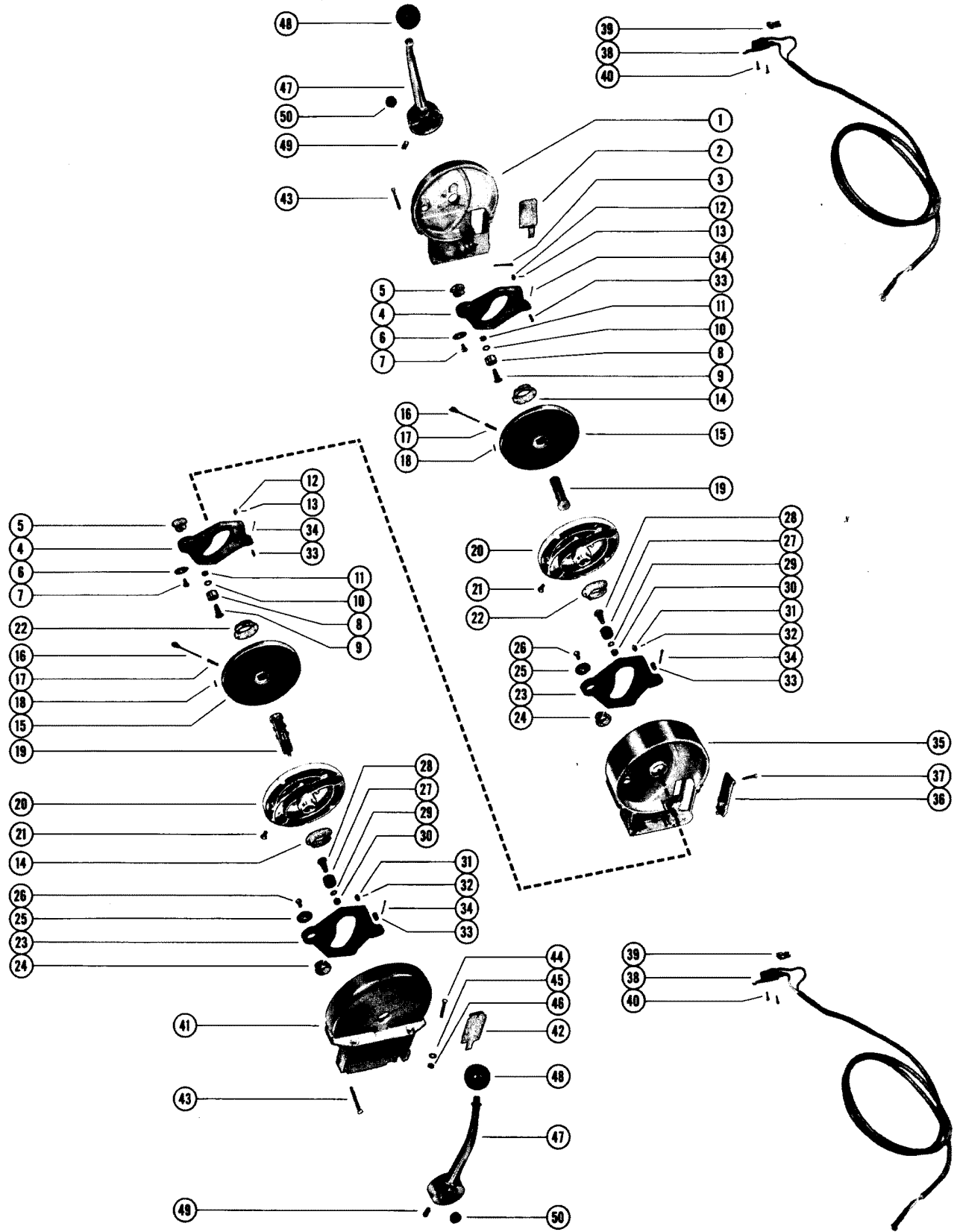


REMOTE CONTROL ASY (COMPACT- CONSOLE MOUNT)(37580A1 / A2)

REF. NO.	PART NO.	SYM.	QTY.	DESCRIPTION
-	37580A1		1,	REMOTE CONTROL ASSEMBLY, COMPLETE (SINGLE INSTALLATION) SEE NOTE
-	37580A2		,1	REMOTE CONTROL ASSEMBLY, COMPLETE (DUAL INSTALLATION) SEE NOTE
1	37581		1,	HOUSING, REMOTE CONTROL (STARBOARD)
	38877		,1	HOUSING, REMOTE CONTROL (STARBOARD)
2	38749		1,1	COVER, CONTROL HOUSING (STARBOARD)
3	18-32857		2,2	COTTER PIN, CONTROL CABLE TO CONTROL HOUSING
4	37584		1,	LEVER, SHIFT
	37584		,2	LEVER, SHIFT
5	23-33589		1,	BUSHING, NYLON - SHIFT LEVER (5/8" I. D.)
	23-33589		,2	BUSHING, NYLON - SHIFT LEVER (5/8" I. D.)
6	12-34675		1,	WASHER, RETAINING - SHIFT LEVER SCREW
	12-34675		,2	WASHER, RETAINING - SHIFT LEVER SCREW
7	10-34676		1,	SCREW, SHIFT LEVER TO CONTROL HOUSING AND CENTER HOUSING (1/2")
	10-34676		,2	SCREW, SHIFT LEVER TO CONTROL HOUSING AND CENTER HOUSING (1/2")
8	37606		2,	CAM ROLLER, SHIFT LEVER
	37606		,4	CAM ROLLER, SHIFT LEVER
9	17-37603		2,	PIN, CAM ROLLER TO SHIFT LEVER
	17-37603		,4	PIN, CAM ROLLER TO SHIFT LEVER
10	12-35950		2,	WASHER, CAM ROLLER PIN
	12-35950		,4	WASHER, CAM ROLLER PIN
11	11-37800		2,	NUT, CAM ROLLER PIN
	11-37800		,4	NUT, CAM ROLLER PIN
12	37604		2,	ROLLER GUIDE, SHIFT LEVER
	37604		,4	ROLLER GUIDE, SHIFT LEVER
13	17-29908		2,	PIN, ROLLER GUIDE TO SHIFT LEVER
	17-29908		,4	PIN, ROLLER GUIDE TO SHIFT LEVER
14	23-37593		2,2	BUSHING, NYLON - THROTTLE AND SHIFT CAMS TO CONTROL HOUSING (11/16" I. D.)
15	37607		1,	CAM, SHIFT
	37607		,2	CAM, SHIFT
16	17-37599A2		1,	PIN ASSEMBLY, BLOCKING - SHIFT CAM
	17-37599A2		,2	PIN ASSEMBLY, BLOCKING - SHIFT CAM
17	24-38872		1,	SPRING, COMPRESSION - BLOCKING PIN
	24-38872		,2	SPRING, COMPRESSION - BLOCKING PIN
18	13-393171		1,	FASTENER - BLOCKING PIN TO SHIFT CAM
	13-393171		,2	FASTENER - BLOCKING PIN TO SHIFT CAM
19	37596A1		1,	SHAFT ASSEMBLY, CONTROL
	37596A2		2,	SHAFT ASSEMBLY, CONTROL
20	37608		1,	CAM, THROTTLE
	37608		,2	CAM, THROTTLE

CONTINUED ON NEXT PAGE ➡

REMOTE CONTROL ASY (COMPACT- CONSOLE MOUNT)(37580A1 / A2)

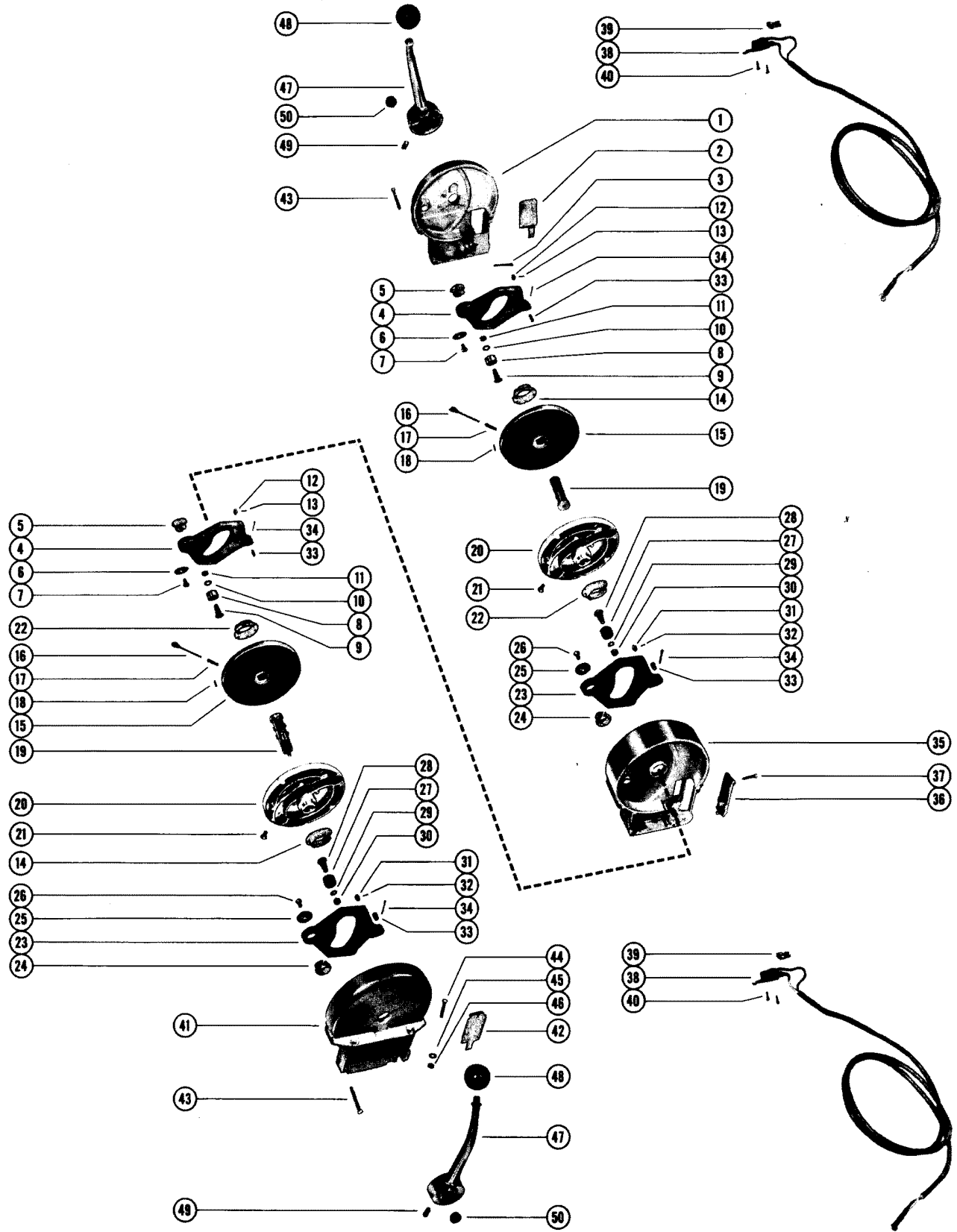


REMOTE CONTROL ASY (COMPACT- CONSOLE MOUNT)(37580A1 / A2)

REF. NO.	PART NO.	SYM.	QTY.	DESCRIPTION
21	10-37942		1,	SCREW, SET - THROTTLE CAM
	10-37942		,2	SCREW, SET - THROTTLE CAM
22	23-37594		,2	BUSHING, NYLON - THROTTLE AND SHIFT CAMS TO CENTER HOUSING (7/8" I. D.)
23	37584		1,	LEVER, THROTTLE
	37584		,2	LEVER, THROTTLE
24	23-33589		1,	BUSHING, NYLON - THROTTLE LEVER (5/8" I. D.)
	23-33589		,2	BUSHING, NYLON - THROTTLE LEVER (5/8" I. D.)
25	12-34675		1,	WASHER, RETAINING - THROTTLE LEVER SCREW
	12-34675		,2	WASHER, RETAINING - THROTTLE LEVER SCREW
26	10-34676		1,	SCREW, THROTTLE LEVER TO CONTROL HOUSING AND CENTER HOUSING (1/2")
	10-34676		,2	SCREW, THROTTLE LEVER TO CONTROL HOUSING AND CENTER HOUSING (1/2")
27	37606		1,	CAM ROLLER, THROTTLE LEVER
	37606		,2	CAM ROLLER, THROTTLE LEVER
28	17-37603		1,	PIN, CAM ROLLER TO THROTTLE LEVER
	17-37603		,2	PIN, CAM ROLLER TO THROTTLE LEVER
29	12-35950		1,	WASHER, CAM ROLLER PIN
	12-35950		,2	WASHER, CAM ROLLER PIN
30	11-37800		1,	NUT, CAM ROLLER PIN
	11-37800		,2	NUT, CAM ROLLER PIN
31	37604		2,	ROLLER GUIDE, THROTTLE LEVER
	37604		,4	ROLLER GUIDE, THROTTLE LEVER
32	17-29908		2,	PIN, ROLLER GUIDE TO THROTTLE LEVER
	17-29908		,4	PIN, ROLLER GUIDE TO THROTTLE LEVER
33	17-37801		2,	PIN, CONTROL CABLE TO THROTTLE AND SHIFT LEVERS
	17-37801		,4	PIN, CONTROL CABLE TO THROTTLE AND SHIFT LEVERS
34	18-37809		3,	PIN (HAIR), C ONTROL CABLE PIN
	18-37809		,5	PIN (HAIR), C ONTROL CABLE PIN
35	37583		1,	HOUSING, REMOTE CONTROL (CENTER)
36	37802		,1	PLATE, RETAINER - CENTER HOUSING
37	10-37804		,1	SCREW, RETAINER PLATE TO CENTER HOUSING (1")
38	36004A1		1,	SWITCH AND HARNESS ASSEMBLY, SAFETY
	36004A1		,2	SWITCH AND HARNESS ASSEMBLY, SAFETY
39	36286		2,	TAB RECEPTACLE, SAFETY SWITCH
	36286		,4	TAB RECEPTACLE, SAFETY SWITCH
-	54-20387		1,	CLAMP, SAFETY SWITCH
-	54-20387		,2	CLAMP, SAFETY SWITCH
40	10-36003		2,	SCREW, SAFETY SWITCH TO CONTROL HOUSING (5/8")
	10-36003		,4	SCREW, SAFETY SWITCH TO CONTROL HOUSING (5/8")
41	37582		1,1	HOUSING, REMOTE CONTROL (PORT)
42	38750		1,1	COVER, CONTROL HOUSING (PORT)
43	10-37803		4,	SCREW, CONTROL HOUSING CLAMPING (1 3/4")

CONTINUED ON NEXT PAGE ➡

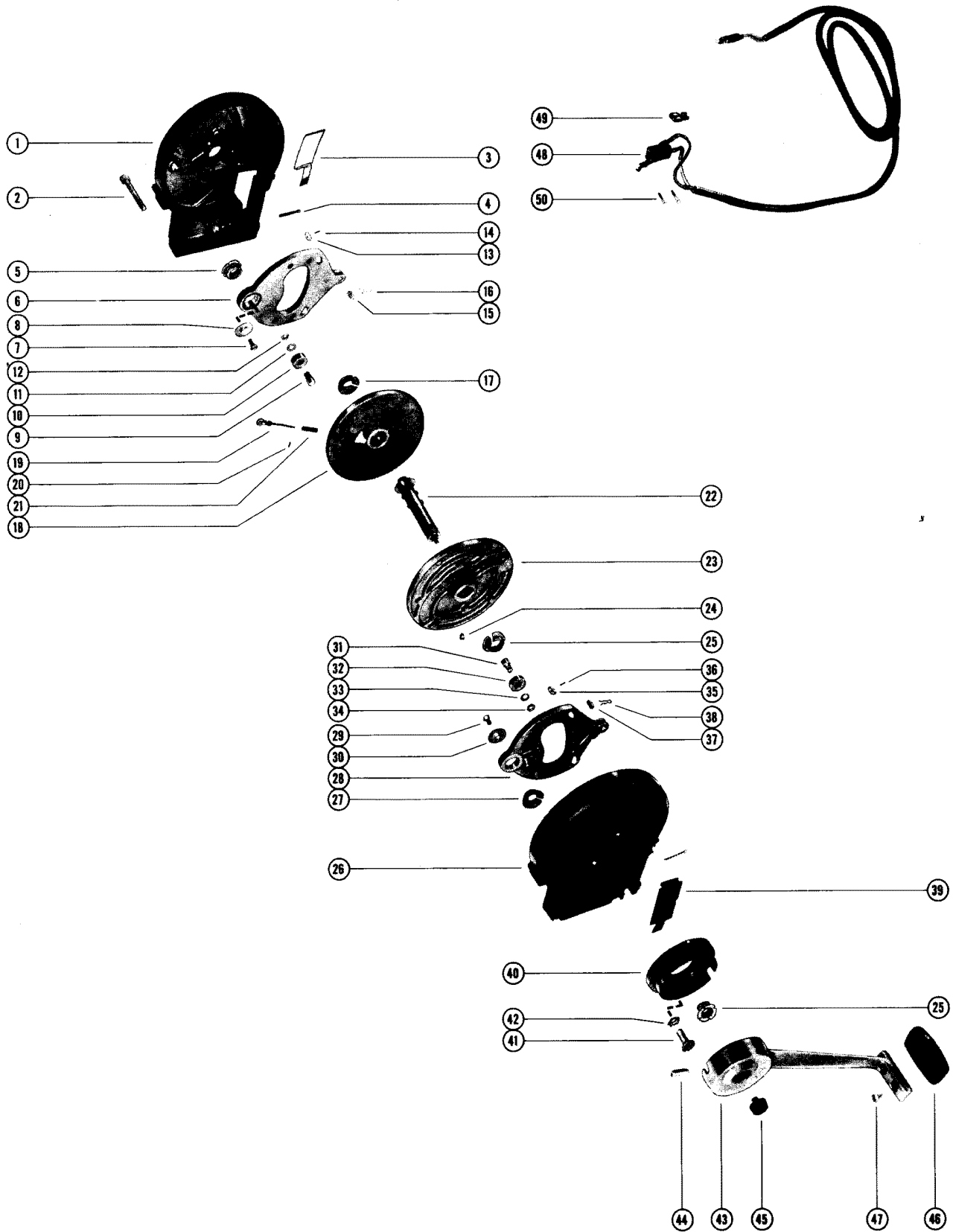
REMOTE CONTROL ASY (COMPACT- CONSOLE MOUNT)(37580A1 / A2)



REMOTE CONTROL ASY (COMPACT- CONSOLE MOUNT)(37580A1 / A2)

REF. NO.	PART NO.	SYM.	QTY.	DESCRIPTION
43	10-37803		,8	SCREW, CONTROL HOUSING CLAMPING (1 3/4")
44	10-35963		4,4	SCREW, REMOTE CONTROL TO BOAT (1 1/2")
45	12-24664		4,4	WASHER, REMOTE CONTROL SCREW
46	11-20361		4,4	NUT, REMOTE CONTROL SCREW
47	37812		1,	HANDLE, CONTROL
	37812		,2	HANDLE, CONTROL
48	37813		1,	GRIP, CONTROL HANDLE (BLACK)
	37813		,2	GRIP, CONTROL HANDLE (BLACK)
49	10-37805		1,	SCREW, SET - CONTROL HANDLE TO CONTROL SHAFT
	10-37805		,2	SCREW, SET - CONTROL HANDLE TO CONTROL SHAFT
50	37602		1,	BUTTON, CONTROL HANDLE
	37602		,2	BUTTON, CONTROL HANDLE

REMOTE CONTROL ASY (COMPACT - PANEL MOUNT)(37782A1 / A2)

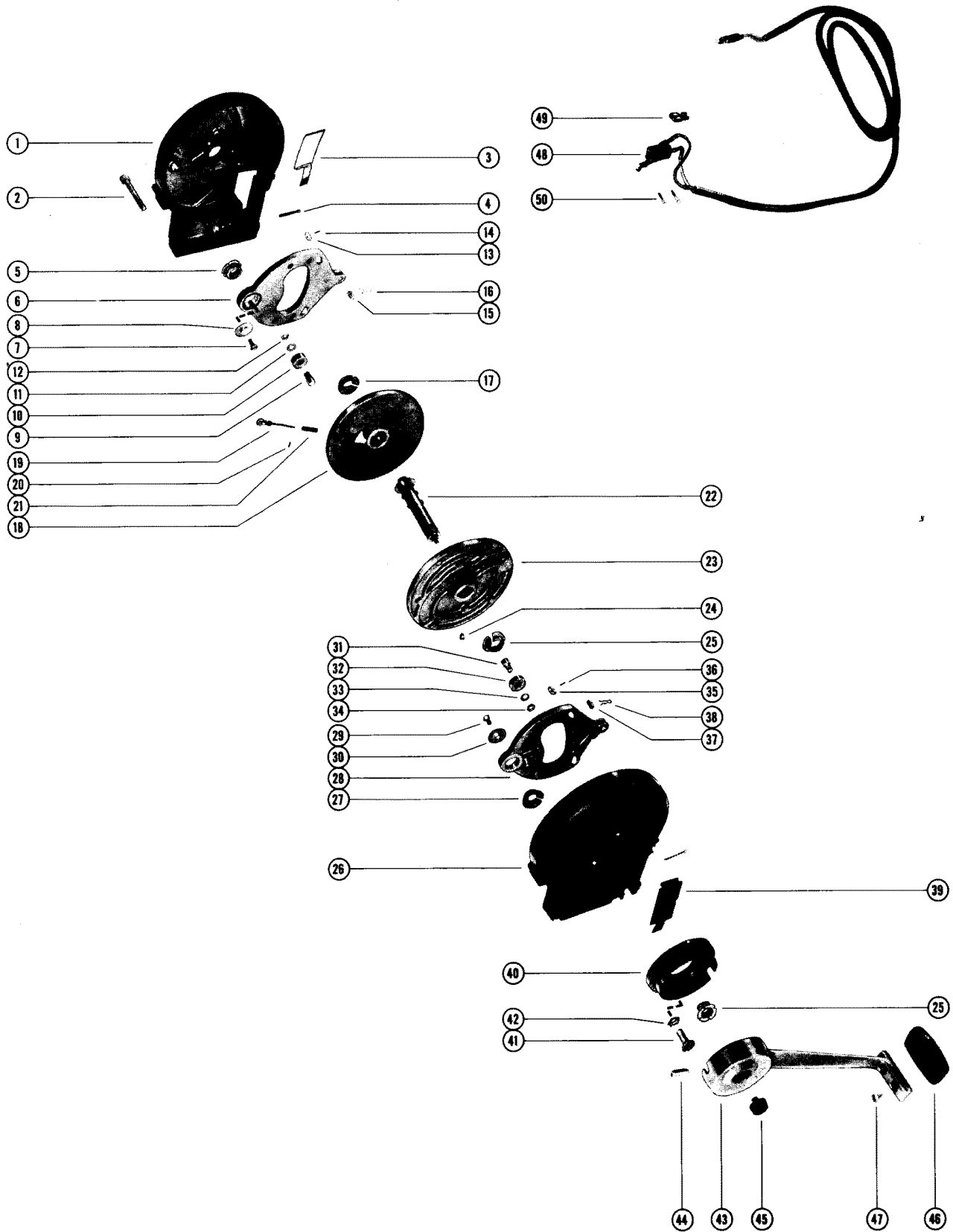


REMOTE CONTROL ASY (COMPACT - PANEL MOUNT)(37782A1 / A2)

REF. NO.	PART NO.	SYM.	QTY.	DESCRIPTION
-	37782A1		1,	REMOTE CONTROL ASSEMBLY, COMPLETE (PANEL MOUNTED) - STARBOARD SEE NOTE
-	37782A2		,1	REMOTE CONTROL ASSEMBLY, COMPLETE (PANEL MOUNTED) - PORT SEE NOTE
1	37783		1,	HOUSING, REMOTE CONTROL (STARBOARD)
	37785		,1	HOUSING, REMOTE CONTROL (STARBOARD)-NOT AS SHOWN
2	10-37803		4,4	SCREW, REMOTE CONTROL HOUSING CLAMPING
3	38749		1,1	COVER, CONTROL HOUSING (STARBOARD)
4	18-32857		2,2	COTTER PIN, CONTROL CABLE TO CONTROL HOUSING
5	23-33589		1,1	BUSHING, NYLON - SHIFT LEVER (5/8" I D)
6	37584		1,1	LEVER, SHIFT
7	10-34676		1,1	SCREW, SHIFT LEVER TO CONTROL HOUSING
8	12-34675		1,1	WASHER, RETAINING - SHIFT LEVER SCREW
9	17-37603		2,2	PIN, CAM ROLLER TO SHIFT LEVER
10	37606		2,2	CAM ROLLER, SHIFT LEVER
11	12-35950		2,2	WASHER, CAM ROLLER PIN
12	11-37800		2,2	NUT, CAM ROLLER PIN
13	37604		2,2	ROLLER GUIDE, SHIFT LEVER
14	17-29908		2,2	PIN, ROLLER GUIDE TO SHIFT LEVER
15	17-37801		1,1	PIN, CONTROL CABLE TO SHIFT LEVER
16	18-37809		1,1	PIN, CONTROL CABLE TO SHIFT LEVER PIN
17	23-37593		1,1	BUSHING, NYLON - SHIFT CAM (11/16" I. D.)
18	37607		1,1	CAM, SHIFT
19	17-37599A2		1,1	PIN ASSEMBLY, BLOCKING - SHIFT CAM
20	13-39317		1,1	FASTENER - BLOCKING PIN TO SHIFT CAM
21	24-38872		1,1	SPRING, COMPRESSION - BLOCKING PIN
22	37832A1		1,1	SHAFT ASSEMBLY, CONTROL
23	37608		1,1	CAM, THROTTLE
24	10-37942		1,1	SCREW, SET - THROTTLE CAM
25	23-37593		2,2	BUSHING, NYLON - THROTTLE CAM (11/16" I.D.)
26	37784		1,	HOUSING, REMOTE CONTROL (PORT)
	37786		,1	HOUSING, REMOTE CONTROL (PORT) - NOT AS SHOWN
27	23-33589		1,1	BUSHING, NYLON - THROTTLE LEVER (5/8" I.D.)
28	37584		1,1	LEVER, THROTTLE
29	10-34676		1,1	SCREW, THROTTLE LEVER TO CONTROL HOUSING
30	12-34675		1,1	WASHER, RETAINING - THROTTLE LEVER SCREW
31	17-37603		1,1	PIN, CAM ROLLER TO THROTTLE LEVER
32	37606		1,1	CAM ROLLER, THROTTLE LEVER
33	12-35950		1,1	WASHER, CAM ROLLER PIN
34	11-37800		1,1	NUT, CAM ROLLER PIN
35	37604		2,2	ROLLER GUIDE, THROTTLE LEVER
36	17-29908		2,2	PIN, ROLLER GUIDE TO THROTTLE LEVER
37	17-37801		1,1	PIN, CONTROL CABLE TO THROTTLE LEVER

CONTINUED ON NEXT PAGE ➡

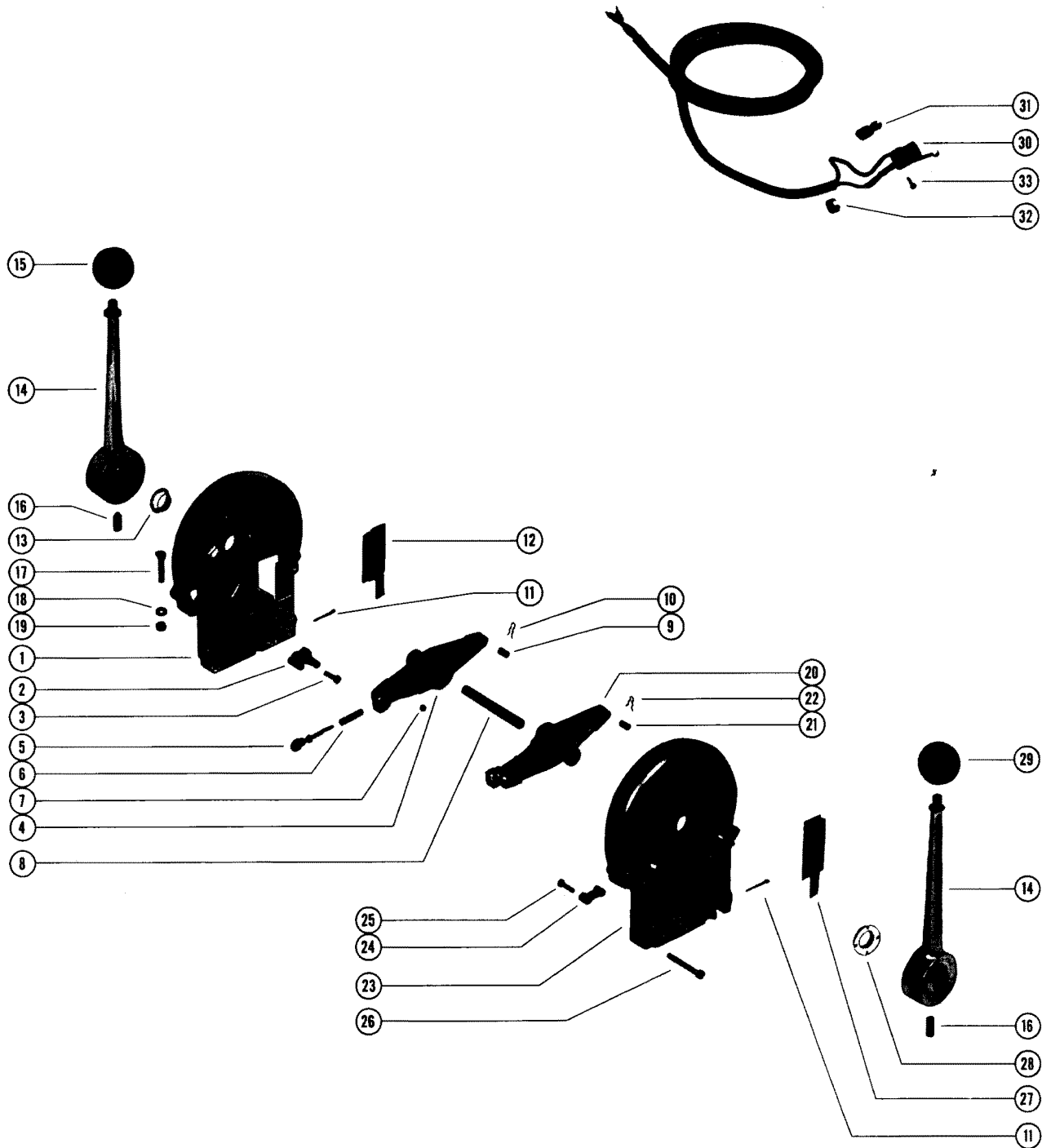
REMOTE CONTROL ASY (COMPACT - PANEL MOUNT)(37782A1 / A2)



REMOTE CONTROL ASY (COMPACT - PANEL MOUNT)(37782A1 / A2)

REF. NO.	PART NO.	SYM.	QTY.	DESCRIPTION
38	18-37809		1,1	PIN, CONTROL CABLE TO THROTTLE LEVER PIN
39	38750		1,1	COVER, CONTROL HOUSING (PORT)
40	37820		1,1	BEZEL, REMOTE CONTROL TO MOUNTING PANEL
41	10-37818		3,3	SCREW, BEZEL TO REMOTE CONTROL (7/8")
	10-37819		3,3	SCREW, BEZEL TO REMOTE CONTROL (1 1/8")
42	13-37821		3,3	LOCKWASHER, BEZEL SCREW
43	37822		1,1	HANDLE, CONTROL
44	10-37805		1,1	SCREW, SET - CONTROL HANDLE TO CONTROL SHAFT
45	37602		1,1	BUTTON, CONTROL HANDLE
46	36005		1,1	GRIP, CONTROL HANDLE
47	10-37342		2,2	SCREW, GRIP TO CONTROL HANDLE
48	36004A1		1,1	SWITCH AND HARNESS ASSEMBLY, SAFETY
49	36286		2,2	TAB RECEPTACLE, SAFETY SWITCH
-	54-20387		1,1	CLAMP, SAFETY SWITCH
50	10-36003		2,2	SCREW, SAFETY SWITCH TO CONTROL HOUSING

REMOTE CONTROL ASY (TOP MOUNT - CONSOLE)(38290A1 / 58602A1)

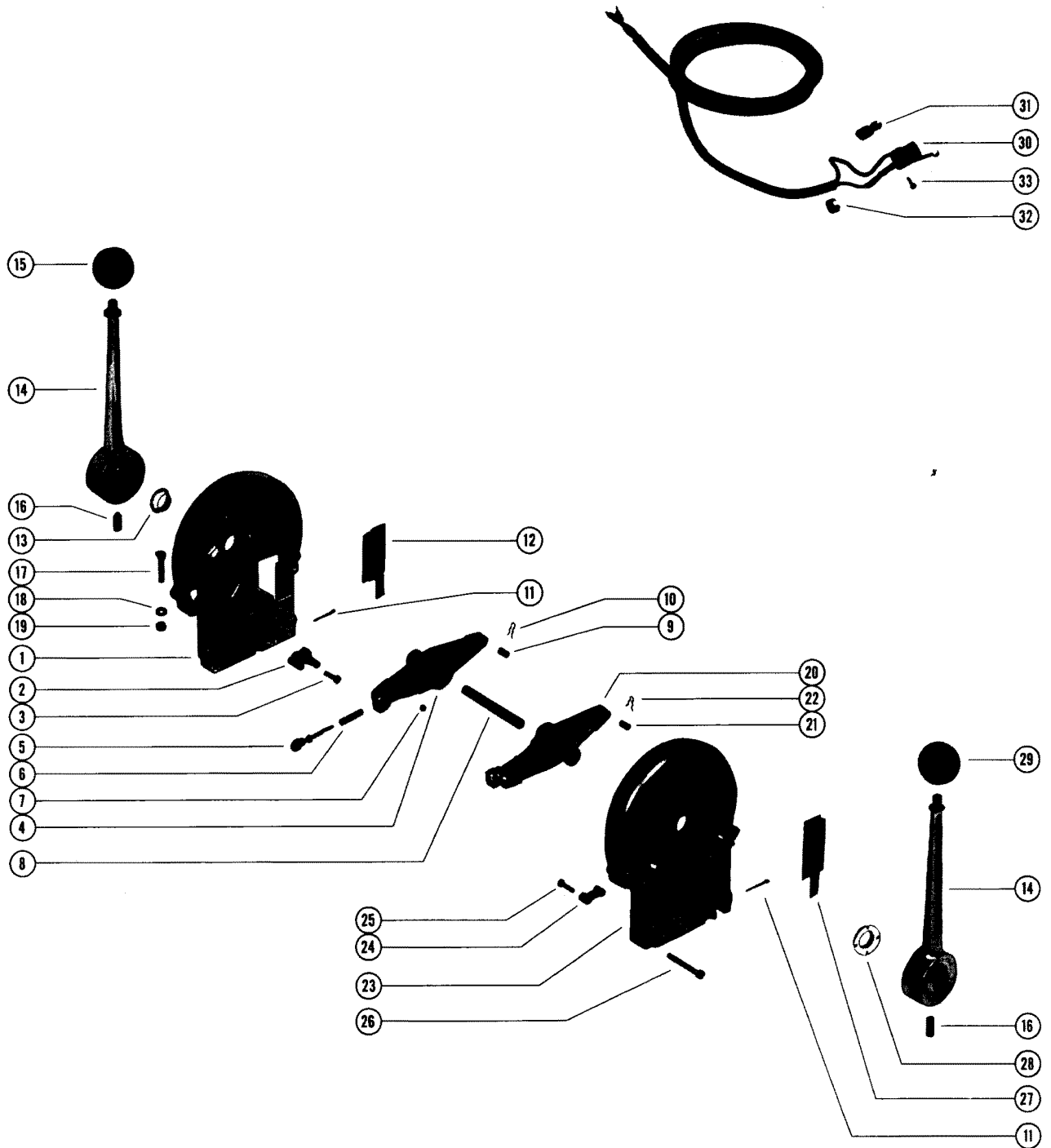


REMOTE CONTROL ASY (TOP MOUNT - CONSOLE)(38290A1 / 58602A1)

REF. NO.	PART NO.	SYM.	QTY.	DESCRIPTION
-	38290A1		1,	REMOTE CONTROL ASSEMBLY, TOP MOUNTED-TWO LEVER SEE NOTE
-	58602A1		,1	REMOTE CONTROL ASSEMBLY, TOP MOUNTED-TWO LEVER SEE NOTE
1	38288		1,1	HOUSING, REMOTE CONTROL (STARBOARD)
2	38882		1,	BLOCK, STOP - CONTROL HOUSING
3	10-24090		2,	SCREW, STOP BLOCK TO CONTROL HOUSING (5/8")
4	38282		1,	LEVER, SHIFT
2	58502		,1	BLOCK, STOP - CONTROL HOUSING
3	10-57937		,2	SCREW, STOP BLOCK TO CONTROL HOUSING (9/16")
4	58503		,1	LEVER, SHIFT
5	17-39577A3		1,1	PIN ASSEMBLY, DETENT - SHIFT LEVER
6	24-38872		1,1	SPRING, COMPRESSION - SHIFT LEVER DETENT PIN
7	13-39317		1,1	FASTENER, DETENT PIN TO SHIFT LEVER
8	38283		1,1	SHAFT, CONTROL
9	17-37801		1,1	PIN, CONTROL CABLE TO SHIFT LEVER
10	18-37809		1,1	PIN, CONTROL CABLE TO SHIFT LEVER PIN
11	18-32857		2,2	COTTER PIN, CONTROL CABLE TO CONTROL HOUSING
12	38749		1,1	COVER, CONTROL HOUSING (STARBOARD)
13	23-37593		1,1	BUSHING, NYLON - SHIFT LEVER (11/16" I. D.)
14	38369		2,2	HANDLE, THROTTLE AND SHIFT
15	37813		1,1	KNOB, SHIFT HANDLE (BLACK)
16	10-37805		2,2	SCREW, SET - THROTTLE AND SHIFT HANDLES TO THROTTLE AND SHIFT LEVERS
17	10-35963		4,4	SCREW, REMOTE CONTROL TO BOAT (1 1/2")
18	12-24664		4,4	WASHER, REMOTE CONTROL SCREW
19	11-20361		4,4	NUT, REMOTE CONTROL SCREW
20	38282		1,	LEVER, THROTTLE
	58503		,1	LEVER, THROTTLE
21	17-37801		1,1	PIN, CONTROL CABLE TO THROTTLE LEVER
22	18-37809		1,1	PIN, CONTROL CABLE TO THROTTLE LEVER PIN
23	38287		1,	HOUSING, REMOTE CONTROL (PORT)
24	38368		1,	BLOCK, STOP - CONTROL HOUSING
25	10-24090		2,	SCREW, STOP BLOCK TO CONTROL HOUSING (5/8")
23	58602		,1	HOUSING, REMOTE CONTROL (PORT)
24	57303		,1	BLOCK, STOP - CONTROL HOUSING
25	10-57937		,2	SCREW, STOP BLOCK TO CONTROL HOUSING (9/16")
26	10-37803		4,4	SCREW, CONTROL HOUSING CLAMPING (1 3/4")
27	38750		1,1	COVER, CONTROL HOUSING (PORT)
28	23-37593		1,1	BUSHING, NYLON - THROTTLE LEVER (11/16" I. D.)
29	38293		1,1	KNOB, THROTTLE HANDLE (RED)
30	36004A1		1,1	SWITCH AND HARNESS ASSEMBLY, SAFETY

CONTINUED ON NEXT PAGE ➡

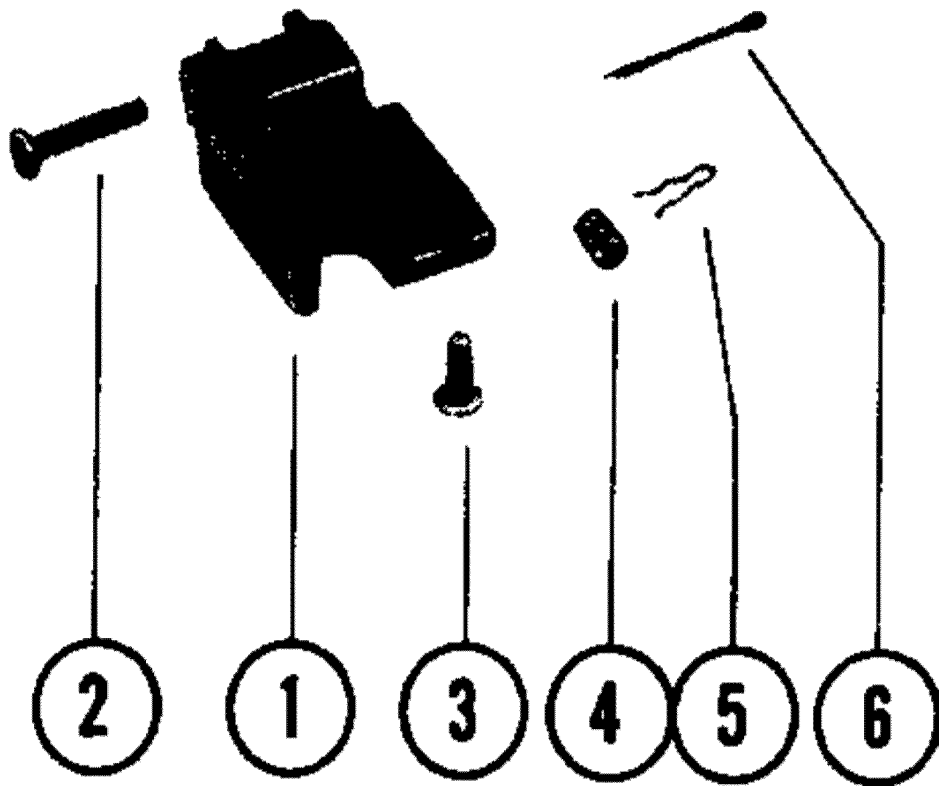
REMOTE CONTROL ASY (TOP MOUNT - CONSOLE)(38290A1 / 58602A1)



REMOTE CONTROL ASY (TOP MOUNT - CONSOLE)(38290A1 / 58602A1)

REF. NO.	PART NO.	SYM.	QTY.	DESCRIPTION
31	36286		2,2	TAB RECEPTACLE, SWITCH HARNESS
32	54-20387		1,1	CLAMP, SWITCH HARNESS
33	10-36003		2,2	SCREW, SAFETY SWITCH TO CONTROL HOUSING (5/8")
	57303		1,	BLOCK, STOP
	10-59143		2,	SCREW, STOP BLOCK ATTACHING (1 1/4")

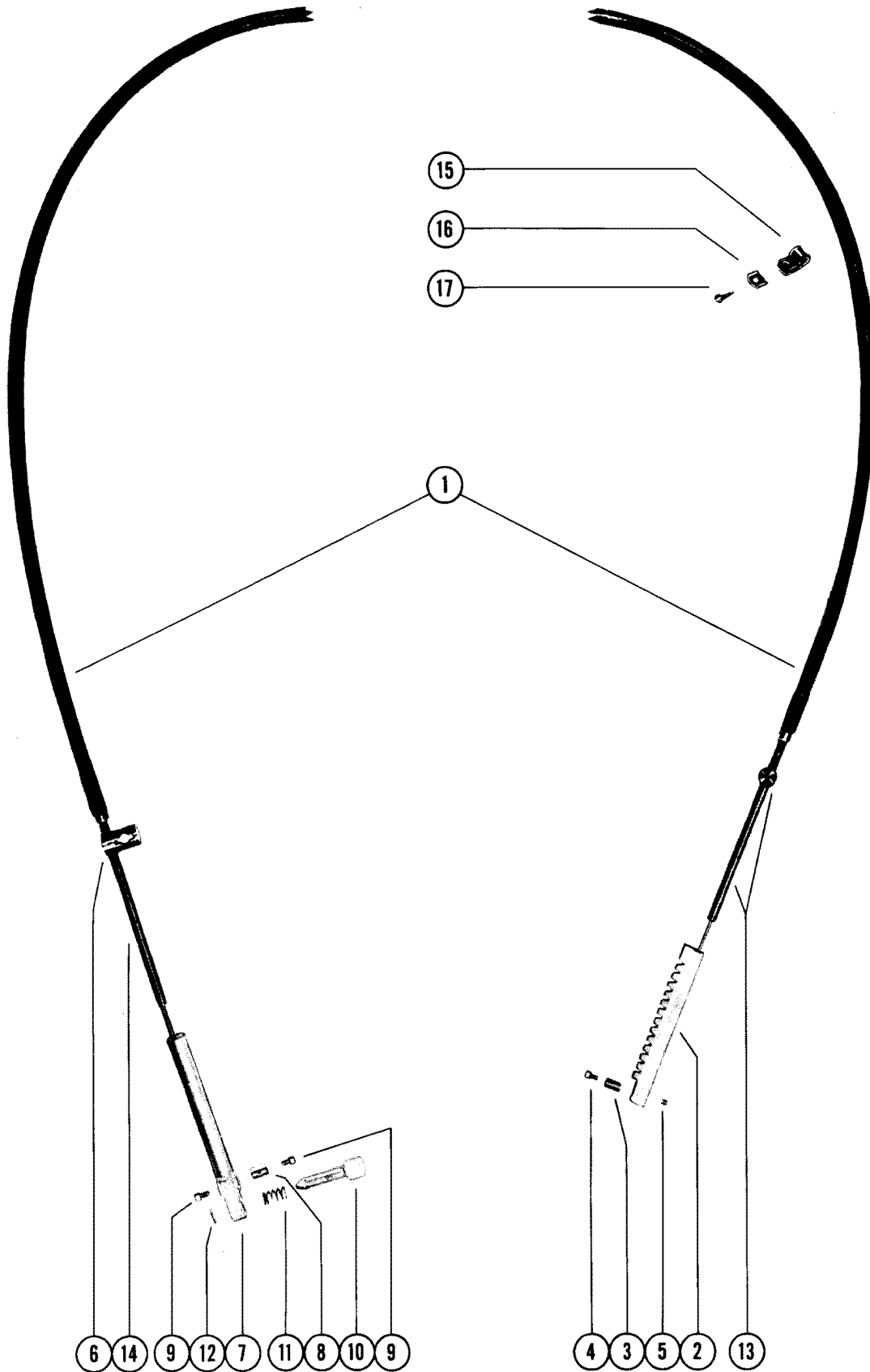
DUAL STATION REMOTE CONTROL KIT



DUAL STATION REMOTE CONTROL KIT

REF. NO.	PART NO.	SYM.	QTY.	DESCRIPTION
-	38290A2		1	REMOTE CONTROL KIT, DUAL STATION(SEE NOTE)
1	38280		1	RETAINER, CONTROL CABLE - REMOTE CONTROL
2	10-38289		2	SCREW, RETAINER TO REMOTE CONTROL (1")
3	10-38284		2	SCREW, RETAINER TO REMOTE CONTROL (1/2")
4	17-37801		2	PIN, CONTROL CABLE
5	18-37809		3	PIN, CONTROL CABLE PIN
6	18-32857		2	COTTER PIN, CONTROL CABLE TO RETAINER

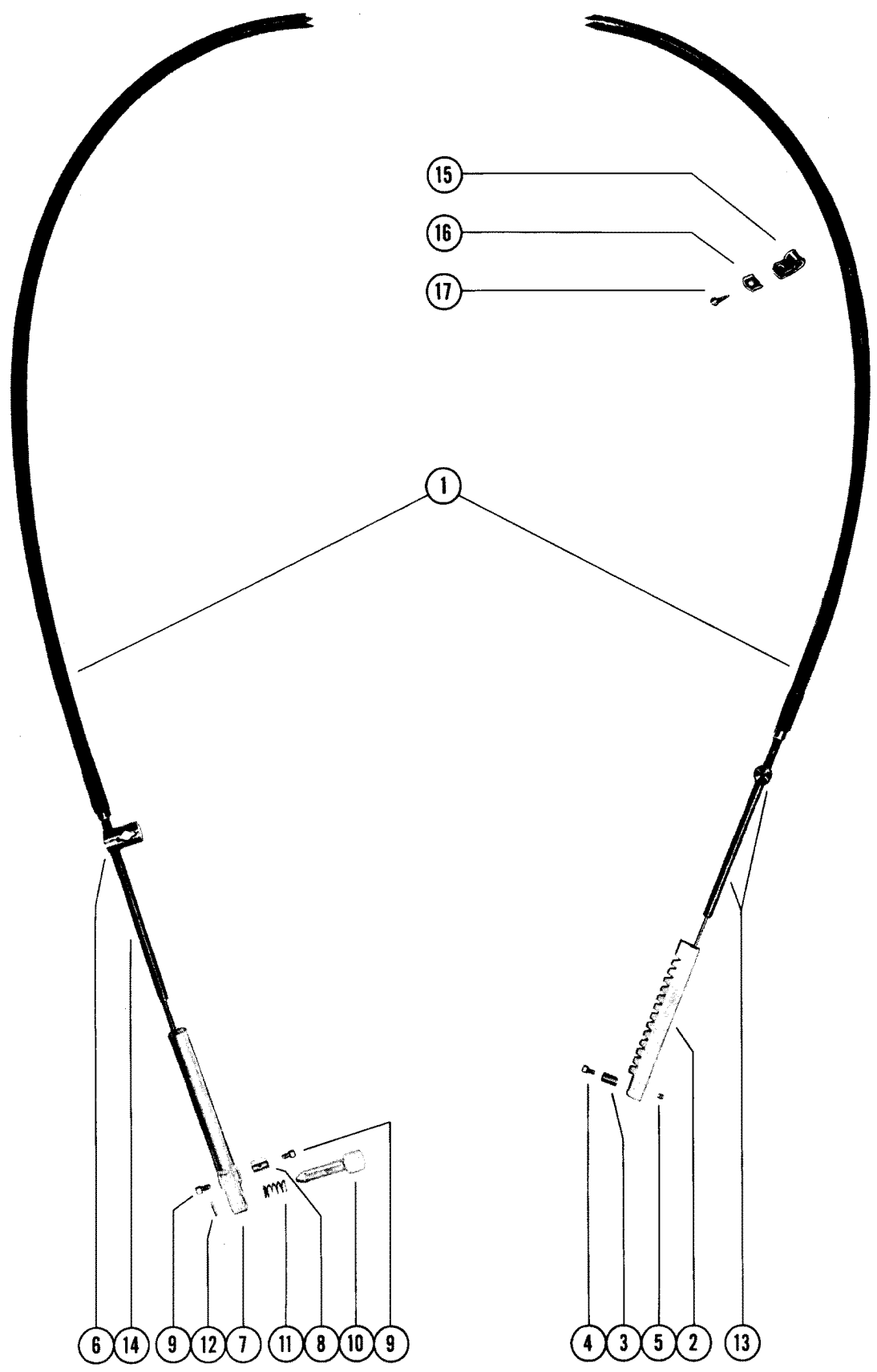
REMOTE CONTROL CABLE ASSEMBLY



REMOTE CONTROL CABLE ASSEMBLY

REF. NO.	PART NO.	SYM.	QTY.	DESCRIPTION
1	29564--S		,1	REMOTE CONTROL CABLE ASSEMBLY SEE CABLE LENGTHS LISTED
	34555A		,1	REMOTE CONTROL CABLE ASSEMBLY SEE CABLE LENGTHS LISTED
2	29577		1,	GEAR RACK, NYLON (NOT AS SHOWN)
3	20007		1,	ANCHOR, CABLE END- GEAR RACK
4	10-20518		1,	SCREW, SET - CABLE END ANCHOR
5	10-20014		1,	SCREW, ALLEN - CABLE END ANCHOR
6	20552		1,	CONNECTOR, THROTTLE AND SHIFT
7	29880		1,1	GUIDE, CABLE CONTROL END
8	20007		1,1	ANCHOR, CABLE END GUIDE
9	10-20518		2,2	SCREW, SET - CABLE END GUIDE
10	17-29996		1,1	PIN, CABLE END GUIDE
11	24-20099		1,1	SPRING, CABLE END GUIDE PIN
12	17-23757		1,1	ROLL PIN, CABLE END GUIDE PIN
13	29934A1		1,	TRUNNION AND INSERT ASSEMBLY (BRASS)
14	29935		1,	INSERT, CABLE END TUBE (STEEL)
-	38685A1		,1	TRUNNION ASSEMBLY, CONTROL END (NYLON)
15	54-24836		1,1	CLIP, CONTROL CABLE TO BOAT
16	22789		1,1	"D" WASHER, CLIP FASTENING SCREW
17	10-22793		1,1	SCREW, CONTROL CABLE CLIP FASTENING
-	25260		AR,	INNER WIRE, REMOTE CONTROL CABLE (100 FT.ROLL)
-	36201A40		,AR	INNER WIRE, REMOTE CONTROL CABLE (40 FT.)WITH TERMINAL SWEDGED ON END

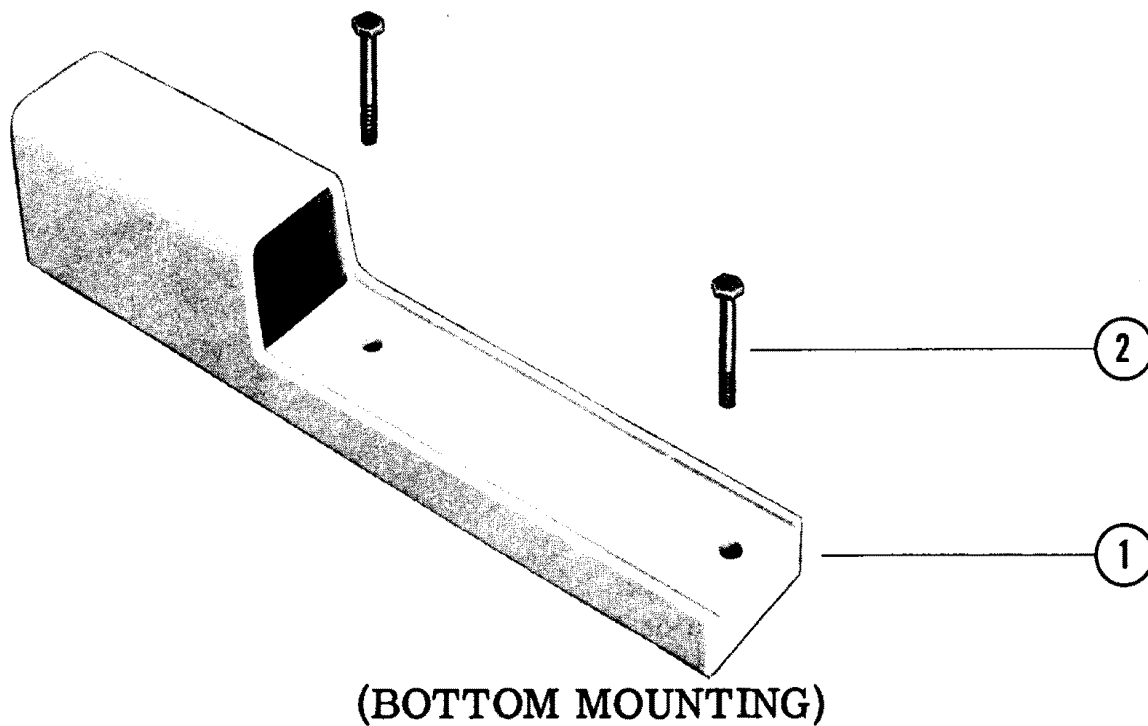
REMOTE CONTROL CABLE ASSEMBLY (EXTENSION KIT)



REMOTE CONTROL CABLE ASSEMBLY (EXTENSION KIT)

REF. NO.	PART NO.	SYM.	QTY.	DESCRIPTION
1	30033A		1,	REMOTE CONTROL CABLE ASSEMBLY(CONTROL END) CABLE LEGTHS LISTED BELOW
	30032A		,1	REMOTE CONTROL CABLE ASSEMBLY(ENGINE END) CABLE LEGTHS LISTED BELOW
2	29577		L,	GEAR RACK, NYLON (NOT AS S HOWN)
3	20007		1,	ANCHOR, CABLE END - GEAR RACK
4	10-20518		1,	SCREW, SET - CABLE END ANCHOR
5	10-20014		1,	SCREW, ALLEN - CABLE END ANCHOR
6	20552		1,	CONNECTOR, THROTTLE AND SHIFT
	20552		,2	CONNECTOR, THROTTLE AND SHIFT
7	29880		1,	GUIDE, CABLE CONTROL END
	20175		,2	GUIDE, CABLE CONTROL END
8	20007		1,	ANCHOR, CABLE END GUIDE
	20007		,2	ANCHOR, CABLE END GUIDE
9	10-20518		2,	SCREW, SET - CABLE END GUIDE
	10-20518		,4	SCREW, SET - CABLE END GUIDE
10	17-29996		,1	PIN, CABLE END GUIDE
11	24-20099		,1	SPRING, CABLE END GUIDE PIN
12	17-23757		,1	ROLL PIN, CABLE END GUIDE PIN
13	29934A1		1,1	TRUNNION AND INSERT ASSEMBLY (BRASS)
14	29935		1,1	INSERT, CABLE END TUBE (STEEL)
15	54-22740		,1	CLIP, CONTROL CABLE TO BOAT
16	22789		,1	"D" WASHER, CLIP FASTENING SCREW
17	10-22793		,1	SCREW, CONTROL CABLE CLIP FASTENING
-	25260		AR,AR	INNER WIRE, REMOTE CONTROL CABLE (100 FT.ROLL)

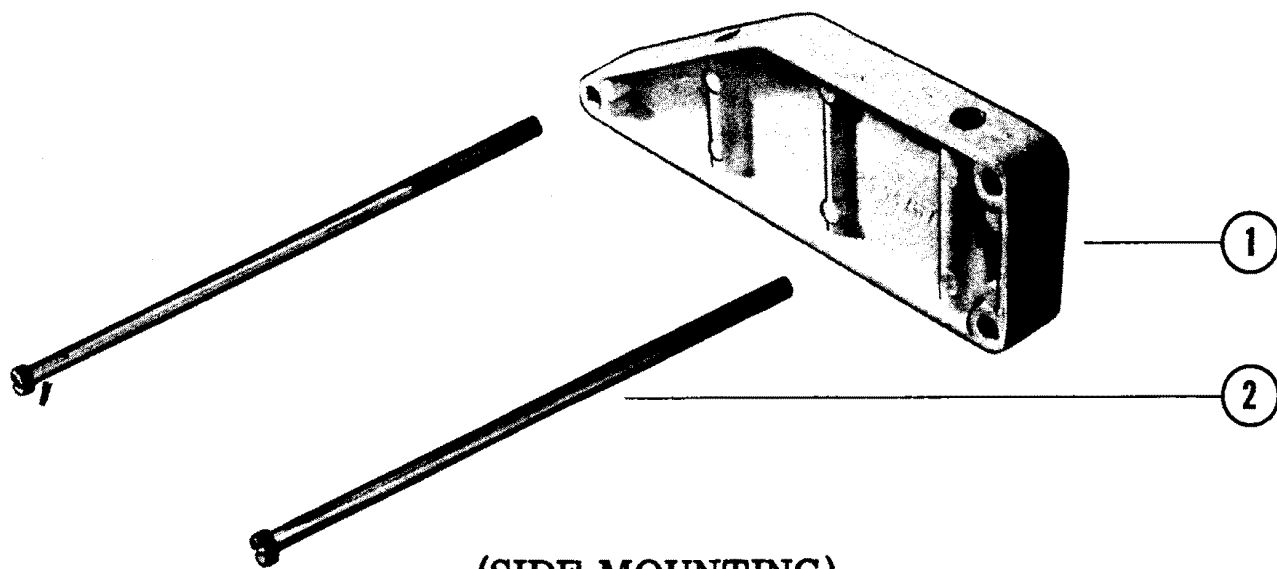
REMOTE CONTROL INSTALLATION KIT (BOTTOM MOUNTING)



REMOTE CONTROL INSTALLATION KIT (BOTTOM MOUNTING)

REF. NO.	PART NO.	SYM.	QTY.	DESCRIPTION
1	35158A1		1,	REMOTE CONTROL HSTALLATION KIT (WHITE)
	35158A2		,1	REMOTE CONTROL HSTALLATION KIT (BLACK)
2	10-28424		2,2	SCREW, SPACER TO BOAT (2 1/8")

REMOTE CONTROL INSTALLATION KIT (SIDE MOUNTING)

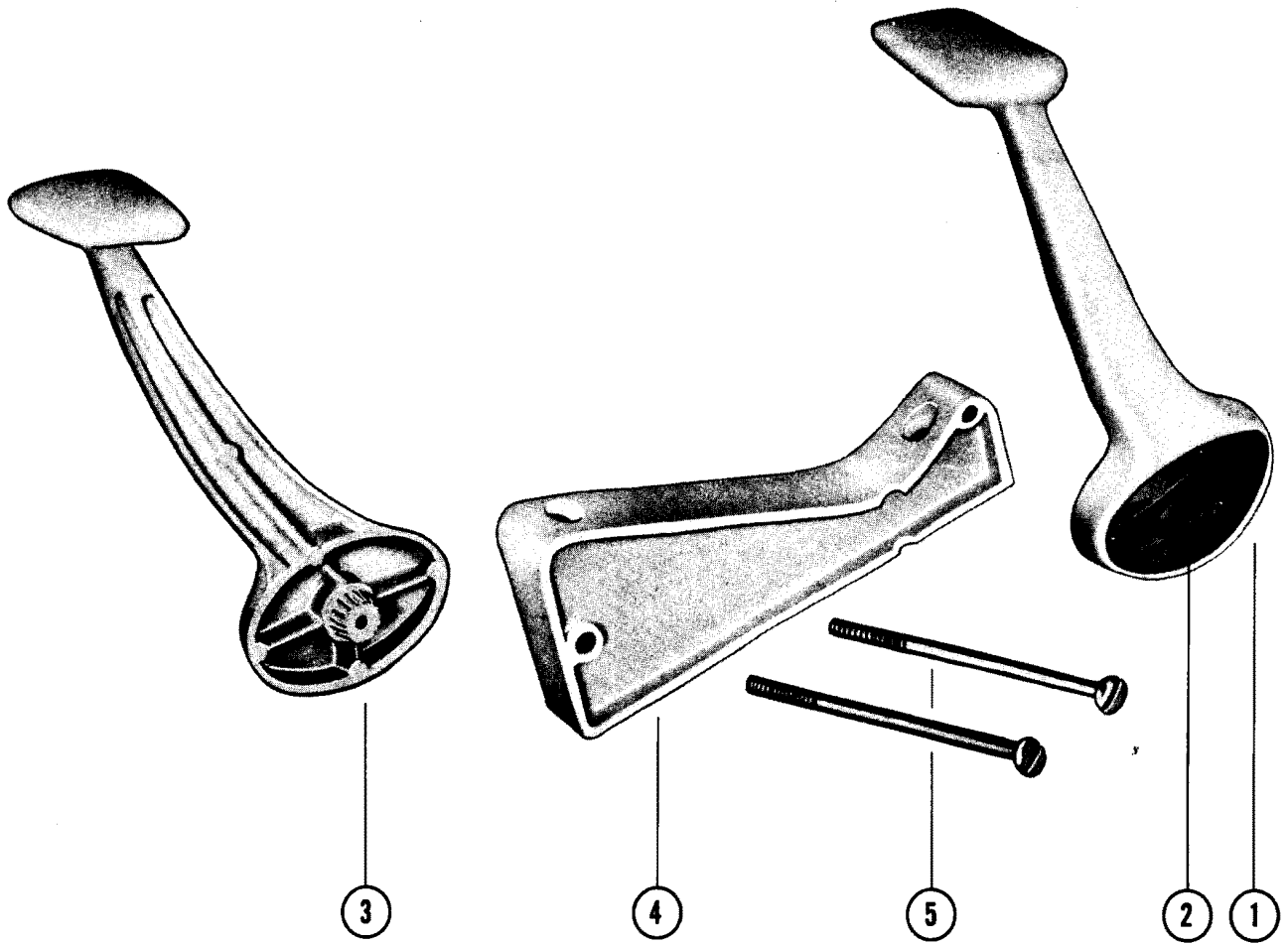


(SIDE MOUNTING)

REMOTE CONTROL INSTALLATION KIT (SIDE MOUNTING)

REF. NO.	PART NO.	SYM.	QTY.	DESCRIPTION
1	34766A1		1,	REMOTE CONTROL DUAL INSTALLATION KIT (WHITE)
	34766A2		,1	REMOTE CONTROL DUAL INSTALLATION KIT (BLACK)
2	10-34768		2,2	SCREW, REMOTE CONTROL TO SPACER (7 1/2")

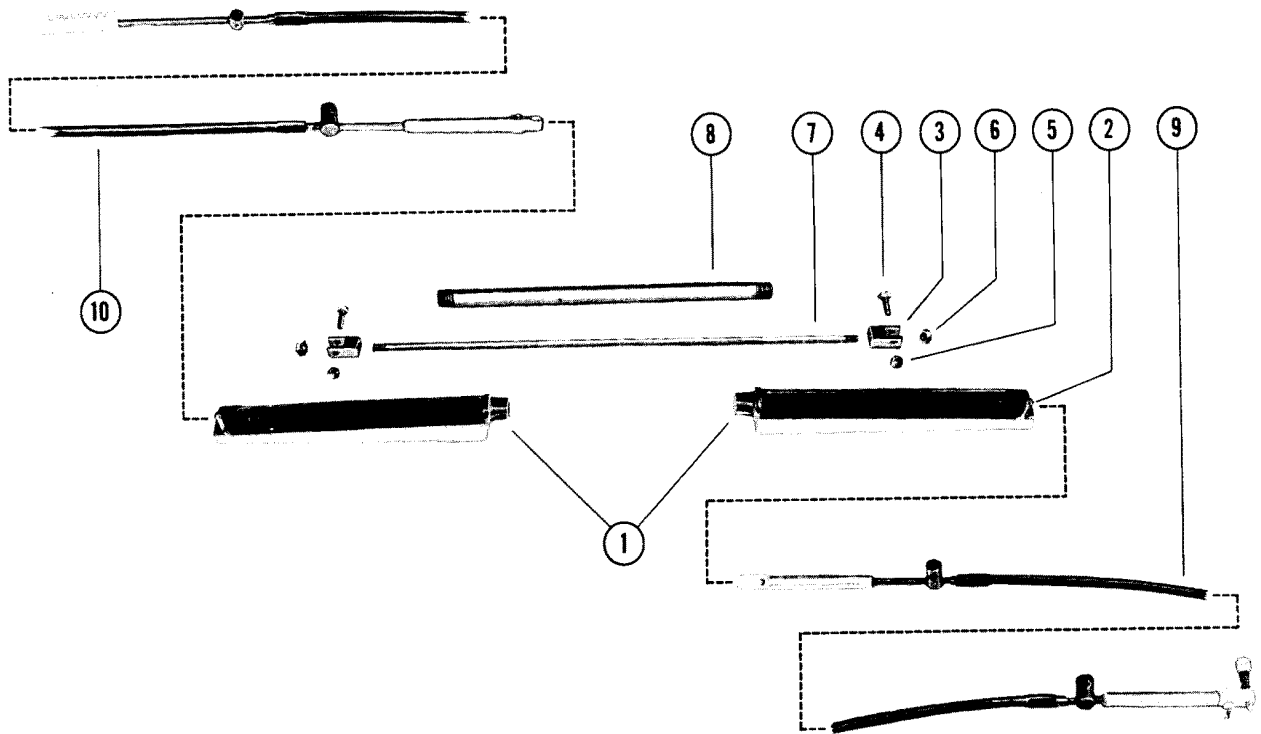
REMOTE CONTROL DUAL INSTALLATION KIT



REMOTE CONTROL DUAL INSTALLATION KIT

REF. NO.	PART NO.	SYM.	QTY.	DESCRIPTION
-	29700A1		1	REMOTE CONTROL DUAL INSTALLATION KIT
1	30047A1		1	CONTROL LEVER ASSEMBLY (PORT)
2	38-29643		1	INSIGNIA, CONTROL LEVER
3	30048A1		1	CONTROL LEVER ASSEMBLY (STARBOARD)
2	38-29643		1	INSIGNIA, CONTROL LEVER
4	23-29734		1	SPACER, CONTROL HOUSING TO HOUSING
5	10-29733		2	SCREW, SPACER AND CONTROL HOUSINGS TO BOAT

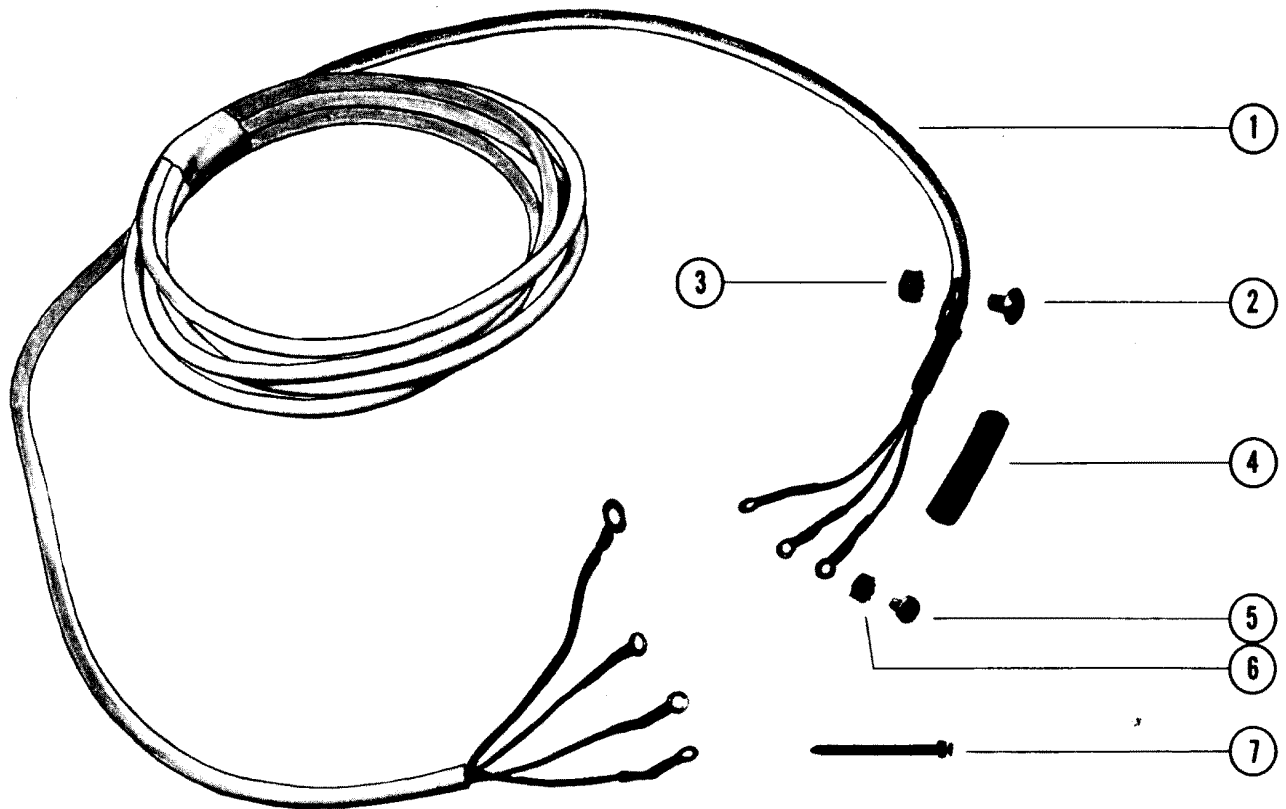
REMOTE CONTROL EXTENSION KIT



REMOTE CONTROL EXTENSION KIT

REF. NO.	PART NO.	SYM.	QTY.	DESCRIPTION
-	29377A1		1	REMOTE CONTROL EXTENSION KIT (NO LONGER AVAILABLE)
1	29371A1		2	BRACKET ASSEMBLY, EXTENSION (NO LONGER AVAILABLE)
2	17-23928		2	ROLL PIN, CABLE ANCHOR PIN (1/2")
3	29373		2	COUPLING, CONTROL CABLE TO ROD (NO LONGER AVAILABLE)
4	10-26066		2	SCREW, COUPLING TO CONTROL CABLE GUIDE END
5	11-20586		2	NUT, COUPLING FASTENING SCREW (1/4")
6	11-20083		2	NUT, COUPLING TO EXTENSION ROD (5/ 16")
7			-	ROD, (5/16") CABLE COUPLING TO CABLE COUPLING
8			-	PIPE, (3/8") EXTENSION BRACKET TO EXTENSION BRACKET
9	30032A		1	REMOTE CONTROL CABLE ASS Y, ENGINE END(SEE NOTE)
10	30033A		1	REMOTE CONTROL CABLE ASSTY, CONTROL END

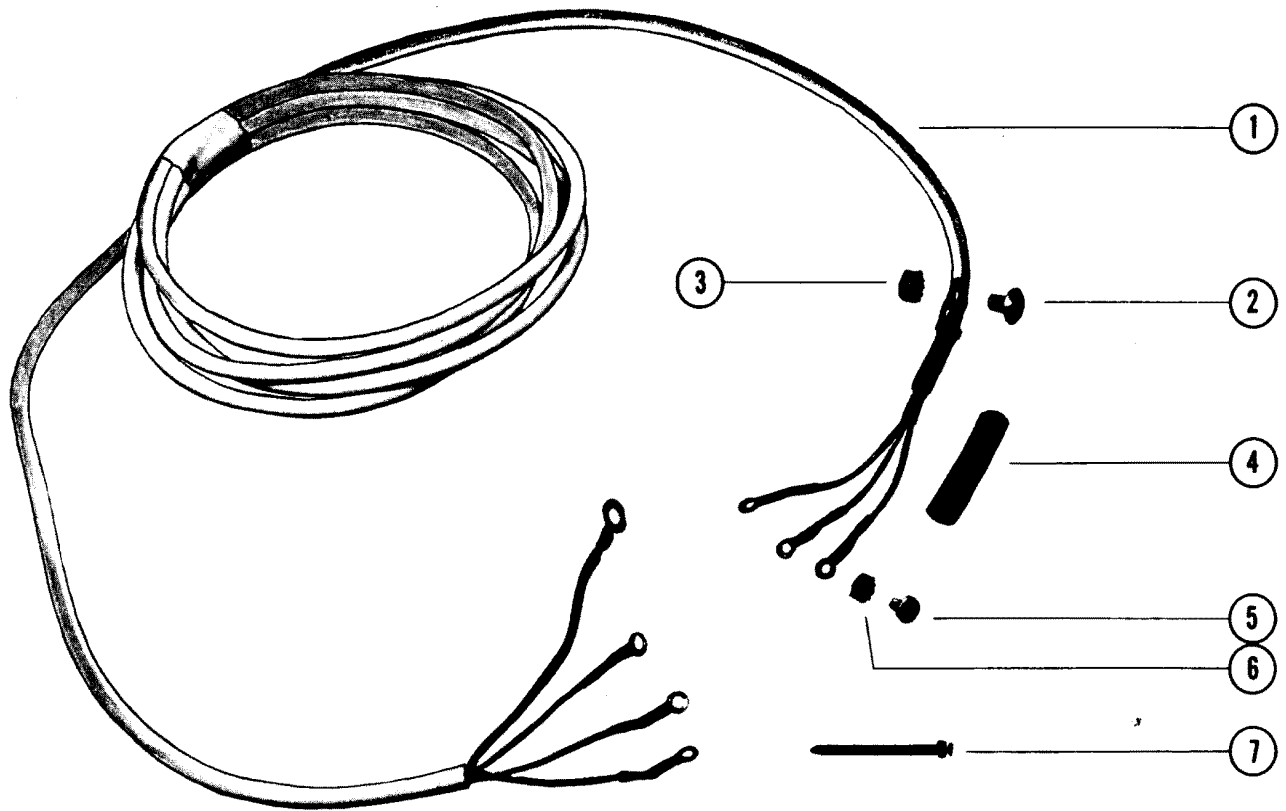
ELECTRIC SHIFT EXTENSION CABLE ASSEMBLY (M/C 215E)



ELECTRIC SHIFT EXTENSION CABLE ASSEMBLY (M/C 215E)

REF. NO.	PART NO.	SYM.	QTY.	DESCRIPTION
1	56327A3		1	ELECTRIC SHIFT EXTENSION CABLE ASSEMBLY (10)
	56327A5		1	ELECTRIC SHIFT EXTENSION CABLE ASSEMBLY (25)
2	10-22491		1	SCREW, EXTENSION CABLE TO SHIFT HARNESS (3/8")
3	11-37556		1	NUT, EXTENSION CABLE SCREW
4	23-32914		3	SLEEVE, SCREW AND NUT CONNECTION
5	10-24231		3	SCREW, EXTENSION CABLE ATTACHING (1/4")
6	11-27164		3	NUT,EXTENSION CABLE SCREW

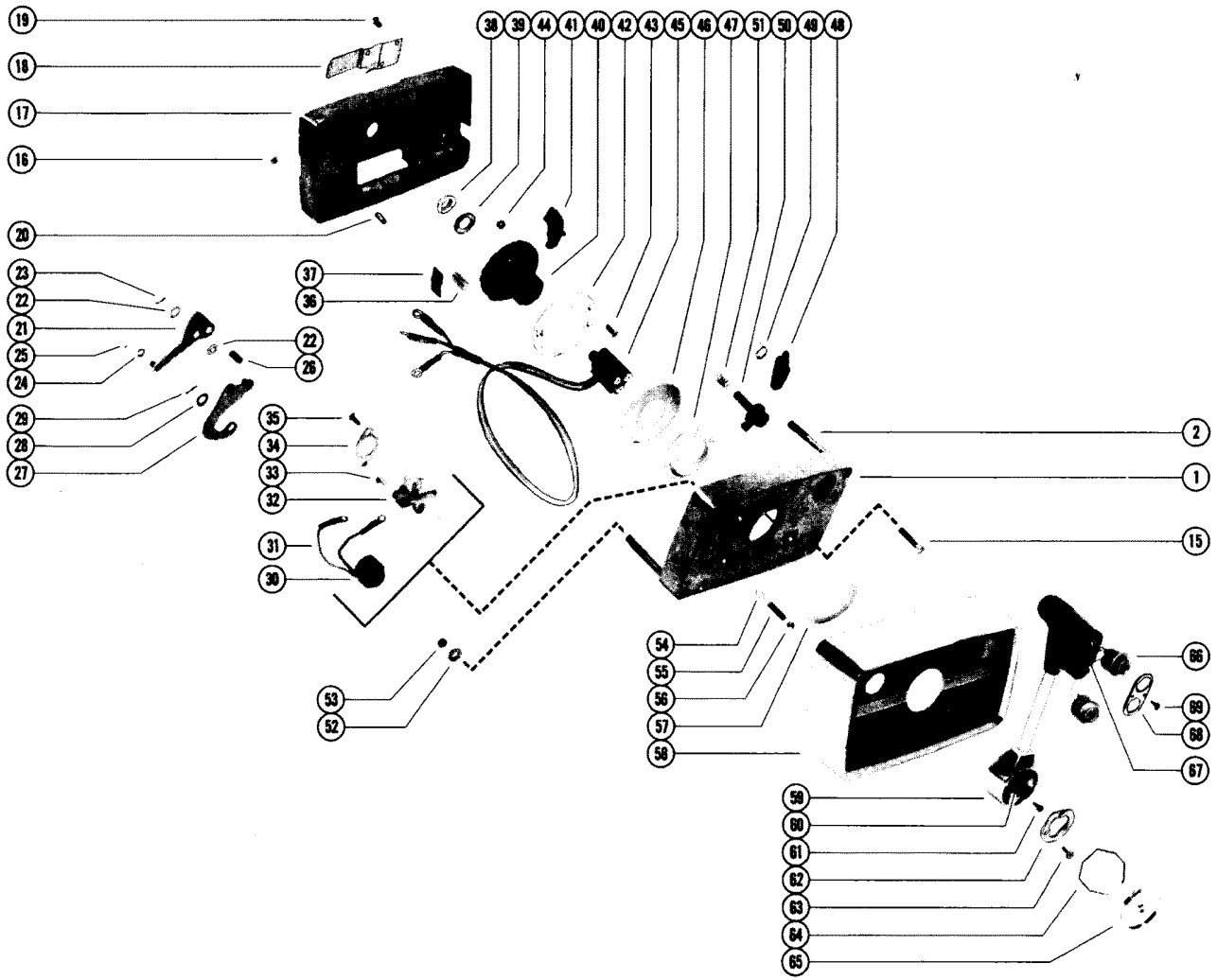
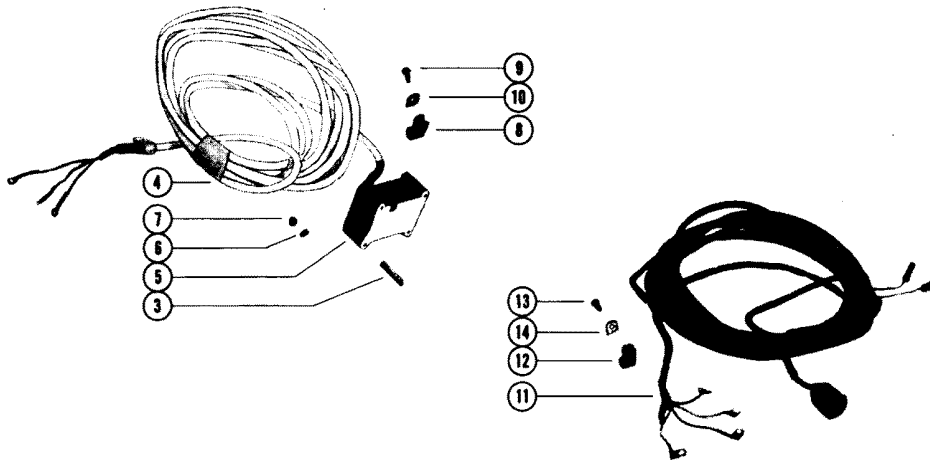
ELECTRIC SHIFT EXTENSION CABLE ASSEMBLY (M/C II TR.)



ELECTRIC SHIFT EXTENSION CABLE ASSEMBLY (M/C II TR.)

REF. NO.	PART NO.	SYM.	QTY.	DESCRIPTION
1	84-79683A4		1	ELECTRIC SHIFT EXTENSION CABLE ASSEMBLY (10)
	84-79683A5		1	ELECTRIC SHIFT EXTENSION CABLE ASSEMBLY (25)
4	85-64080-1		3	SLEEVE, SCREW AND NUT CONNECTION
5	10-36046		3	SCREW, EXTENSION CABLE ATTACHING (1/4")
6	11-62590		3	NUT, EXTENSION CABLE SCREW
7	47764		2	STA -STRAP

REMOTE CONTROL ASSEMBLY (MERCCONTROL - DELUXE)

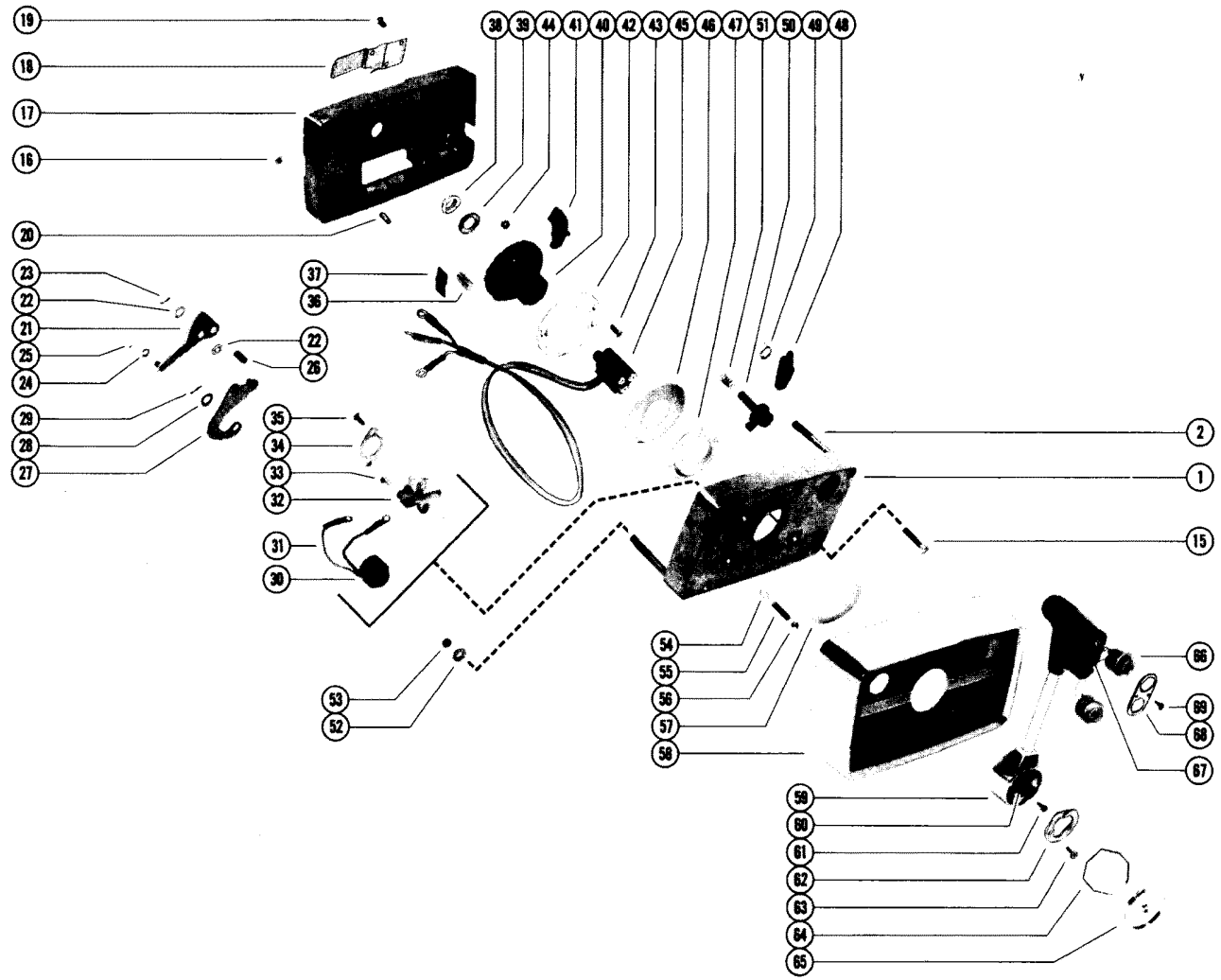
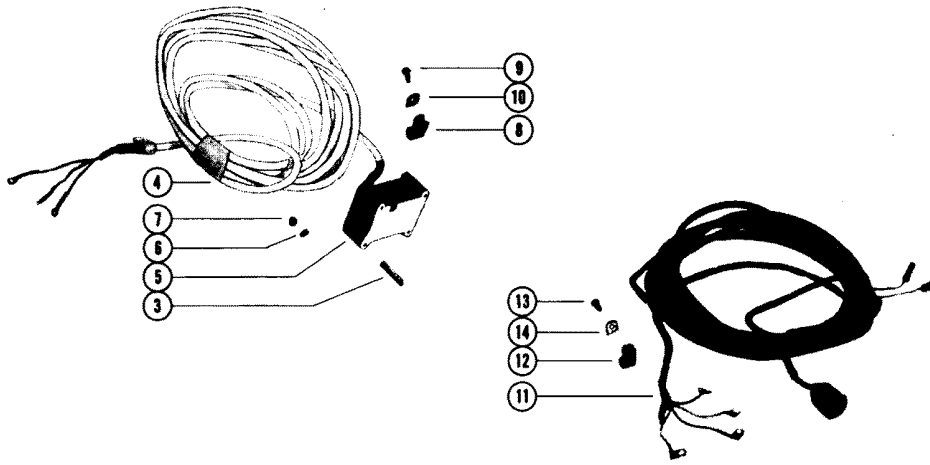


REMOTE CONTROL ASSEMBLY (MERCCONTROL - DELUXE)

REF. NO.	PART NO.	SYM.	QTY.	DESCRIPTION
-	55722A2		1	REMOTE CONTROL ASSEMBLY, MERCCONTROL - DELUXE (SEE NOTE)
1	57325A2		1	HOUSING ASSEMBLY, REMOTE CONTROL (PORT)
2	16-57824		2	STUD, REMOTE CONTROL TO BOAT
3	16-56064		4	STUD, SHIFT CONTROL SWITCH ATTACHING
4	332-4264A1		1	SWITCH AND CABLE ASSEMBLY, SHIFT CONTROL
5	332-4264A4		L	SWITCH ASSEMBLY, SHIFT CONTROL
6	12-20192		4	WASHER, SWITCH ATTACHING STUD
7	11-20437		4	NUT, SWITCH ATTACHING STUD
8	54-26550		1	CLIP, SHIFT CONTROL CABLE ATTACHING
9	10-37260		1	SCREW, SHIFT CONTROL CABLE CLIP SCREW
10	22789		1	"D" WASHER, SHIFT CONTROL CABLE CLIP SCREW
11	55740		1	HARNESS, TRIM CONTROL
12	54-22875		1	CLIP, TRIM CONTROL HARNESS ATTACHING
13	10-37260		1	SCREW, TRIM CONTROL HARNESS CLIP
14	22789		1	"D" WASHER, TRIM CONTROL HARNESS CLIP SCREW
15	10-55746		1	SCREW, CONTROL HOUSING CLAMPING (1 1/8")
	10-31114		1	SCREW, CONTROL HOUSING CLAMPING (1 3/4")
16	11-34688		2	NUT, CONTROL HOUSING CLAMPING SCREW
17	57326		1	HOUSING, REMOTE CONTROL (STARBOARD)
18	55357		1	COVER, CONTROL CABLE - STARBOARD HOUSING
19	10-55742		3	SCREW, COVER TO STARBOARD HOUSING (1/2")
20	55697		1	DETENT PIN, STARBOARD HOUSING
21	55744		1	LEVER, THROTTLE
22	12-29629		1	WASHER, WEAR - THROTTLE LEVER LINK PIN
23	18-29623		1	COTTER PIN, THROTTLE LEVER TO LINK
24	12-35950		1	WASHER, CONTROL CABLE PIN
25	18-21071		1	COTTER PIN, THROTTLE CABLE TO LEVER
26	17-55748		1	PIN, PIVOT - THROTTLE LEVER
27	55743		1	LINK, THROTTLE LEVER TO THROTTLE CAM
28	12-29629		1	WASHER, WEAR - THROTTLE CAM PIN
29	18-29623		1	COTTER PIN, LINK TO THROTTLE CAM
30	55738A1		1	SWITCH ASSEMBLY, TRAILER
31	55739-1		1	JUMPER WIRE, SWITCH TO TERMINAL BLOCK (RED - 5")
	55739-2		1	JUMPER WIRE, SWITCH TO TERMINAL BLOCK (BLUE - 5")
32	55680		1	TERMINAL BLOCK
33	10-24880		6	SCREW, TERMINAL BLOCK AND LEAD ATTACHING (3/8")
34	55691		1	RETAINER, TRAILER SWITCH
35	10-37260		2	SCREW, RETAINER TO PORT HOUSING (7/16")
36	55695		1	DETENT PIN, THROTTLE CAM SPRING
37	24-34683		3	SPRING, DETENT- THROTTLE CAM
38	23-55400		1	BUSHING, NYLON - STARBOARD HOUSING
39	12-38503		1	WASHER, SPACER - THROTTLE CAM TO STARBOARD HOUSING

CONTINUED ON NEXT PAGE ➡

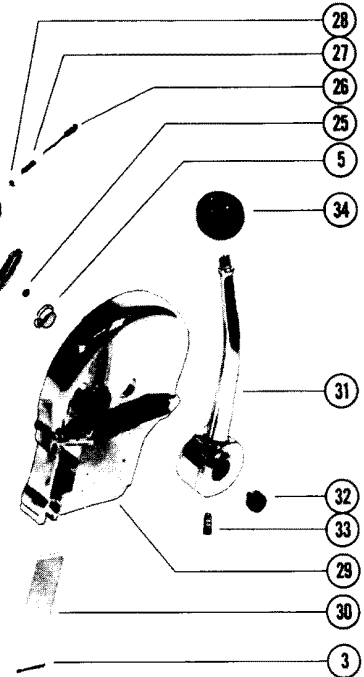
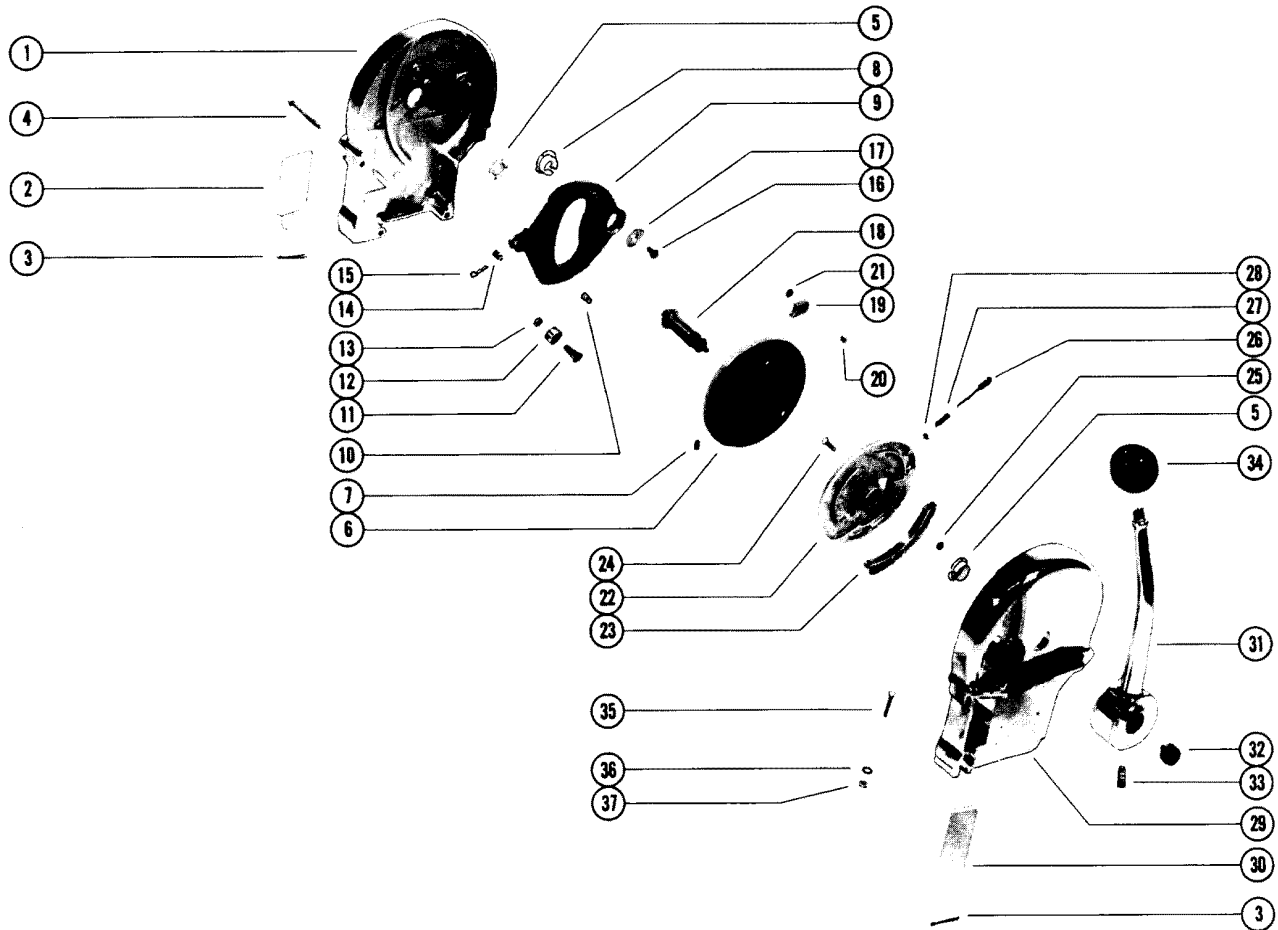
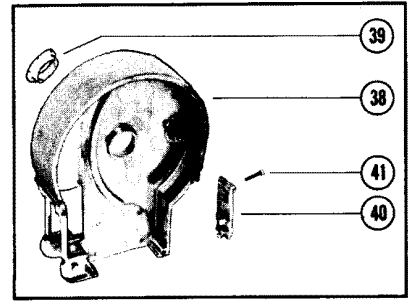
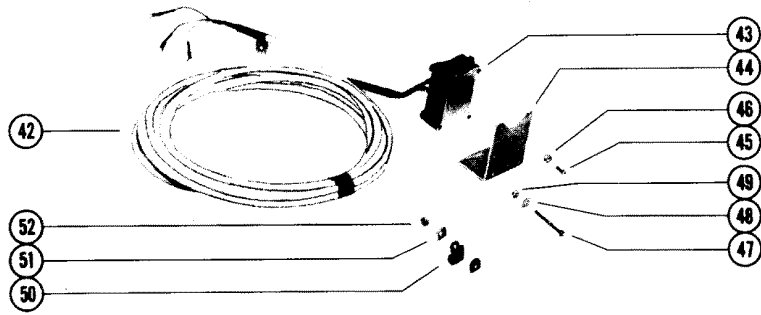
REMOTE CONTROL ASSEMBLY (MERCCONTROL - DELUXE)



REMOTE CONTROL ASSEMBLY (MERCCONTROL - DELUXE)

REF. NO.	PART NO.	SYM.	QTY.	DESCRIPTION
40	55338		1	CAM, THROTTLE
41	55614		1	INSERT, THROTTLE CAM
42	55409		1	PLATE, WIRE RETAINER
43	10-55751		3	SCREW, INSERT TO THROTTLE CAM (5/8")
44	11-24656		3	NUT, INSERT SCREW
45	55649		1	DISCONNECT, CONTROL HANDLE
46	55694		1	PLATE, BEARING- THROTTLE CAM
47	23-55399		1	BUSHING, NYLON - PORT HOUSING
48	57317		1	LEVER, INTERLOCK - WARM-UP BUTTON
49	24-57319		1	SPRING, TORSION - INTERLOCK LEVER
50	57316A1		1	BUTTON ASSEMBLY, NEUTRAL WARM UP
51	24-57320		1	SPRING, DETENT - NEUTRAL WARM UP BUTTON
52	12-26168		2	WASHER, REMOTE CONTROL MOUNTING STUD
53	11-46793		2	NUT, REMOTE CONTROL MOUNTING STUD
54	55697		1	DETENT PIN, THROTTLE LINK
55	24-55802		1	SPRING, TENSION - DETENT PIN
56	10-22080		1	SCREW, SET - DETENT PIN
57	12-57950		1	WASHER, WEAR - PORT HOUSING
58	55347A1		1	COVER ASSEMBLY, REMOTE CONTROL
59	55719		1	HANDLE, CONTROL
60	55648		1	CONNECTOR, TRIM SWITCH
61	10-20650		3	SCREW, CONNECTOR TO DISCONNECT (3/8")
62	55696		1	PLATE, CONTROL HANDLE RETAINER
63	10-25501		3	SCREW, RETAINER PLATE TO THROTTLE CAM (1/2")
64	56773		1	RETAINER, CONTROL HANDLE COVER
65	55452		1	COVER, CONTROL HANDLE
66	55738A1		2	SWITCH ASSEMBLY, TRIM - CONTROL HANDLE
67	48078		1	JUMPER WIRE, TRIM SWITCH (RED - 3 1/4")
68	55720		1	RETAINER, TRIM SWITCH
69	10-55750		2	SCREW, RETAINER TO CONTROL HANDLE (3/8")

REMOTE CONTROL ASSEMBLY, COMPLETE (56453A1 / A2)

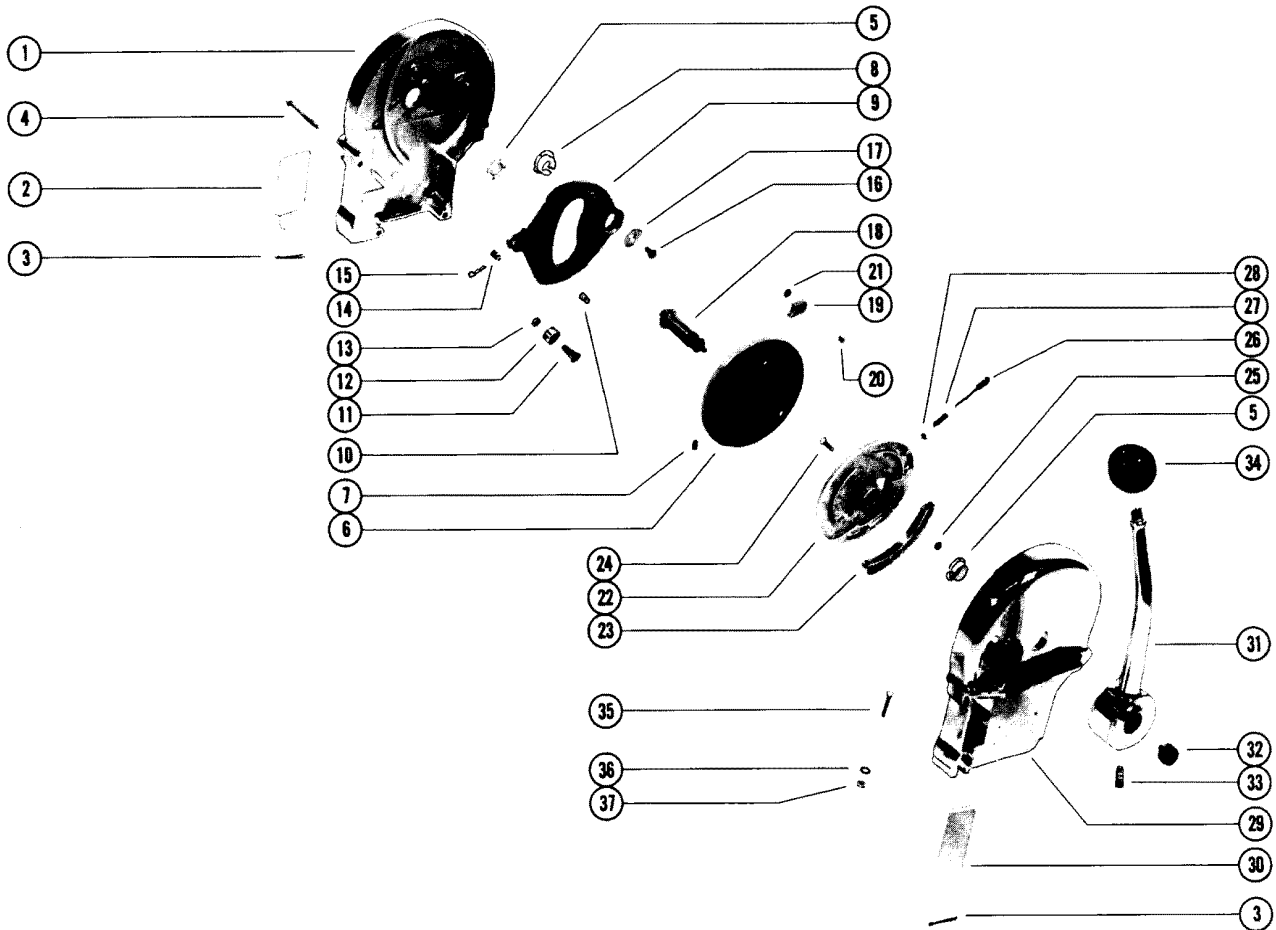
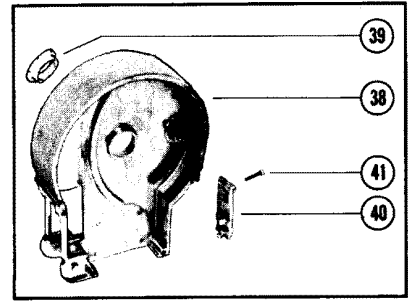
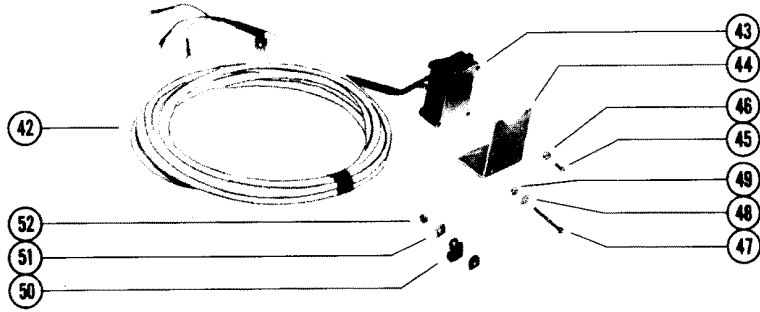


REMOTE CONTROL ASSEMBLY, COMPLETE (56453A1 / A2)

REF. NO.	PART NO.	SYM.	QTY.	DESCRIPTION
-	56453A1		1,	REMOTE CONTROL ASSEMBLY, COMPLETE (SINGLE INSTALLATION) SEE NOTE
-	56453A2		,1	REMOTE CONTROL ASSEMBLY, COMPLETE (DUAL INSTALLATION) SEE NOTE
1	56450		1,1	HOUSING, REMOTE CONTROL (STARBOARD)
2	38750		1,1	COVER, CONTROL HOUSING (STARBOARD)
3	18-32857		2,2	COTTER PIN, CONTROL CABLE TO CONTROL HOUSING
4	10-37803		4,	SCREW, CONTROL HOUSING CLAMPING (1 3/4")
	10-37803		,8	SCREW, CONTROL HOUSING CLAMPING (1 3/4")
5	23-37593		2,2	BUSHING, NYLON - THROTTLE AND SHIFT CAMS (11/16" I.D.)
6	56417		1,	CAM, THROTTLE
	56417		,2	CAM, THROTTLE
7	10-37942		1,	SCREW, SET - THROTTLE CAM
	10-37942		,2	SCREW, SET - THROTTLE CAM
8	23-33589		1,	BUSHING, NYLON - THROTTLE LEVER (5/8" I.D.)
	23-33589		,2	BUSHING, NYLON - THROTTLE LEVER (5/8" I.D.)
9	58777A3		2,2	LEVER ASSEMBLY, THROTTLE
10	19-58776		1,	PLUG, THROTTLE LEVER
	19-58776		,2	PLUG, THROTTLE LEVER
11	17-37603		1,	PIN, CAM ROLLER TO THROTTLE LEVER
	17-37603		,2	PIN, CAM ROLLER TO THROTTLE LEVER
12	37606		1,	CAM ROLLER, THROTTLE LEVER
	37606		,2	CAM ROLLER, THROTTLE LEVER
13	11-37800		1,	NUT, CAM ROLLER PIN
	11-37800		,2	NUT, CAM ROLLER PIN
14	17-37801		1,	PIN, CONTROL CABLE TO THROTTLE LEVER
	17-37801		,2	PIN, CONTROL CABLE TO THROTTLE LEVER
15	18-37809		2,	PIN (HAIR), CONTROL CABLE PIN
	18-37809		,3	PIN (HAIR), CONTROL CABLE PIN
16	10-34676		1,	SCREW, THROTTLE LEVER TO CONTROL HOUSING (1/2")
	10-34676		,2	SCREW, THROTTLE LEVER TO CONTROL HOUSING (1/2")
17	12-34675		1,	WASHER, RETAINING - THROTTLE LEVER SCREW
	12-34675		,2	WASHER, RETAINING - THROTTLE LEVER SCREW
18	37596A1		1,	SHAFT ASSEMBLY, CONTROL
	37596A2		,2	SHAFT ASSEMBLY, CONTROL
19	56409		1,	SPACER, REVERSE STOP - THROTTLE CAM
	56409		,2	SPACER, REVERSE STOP - THROTTLE CAM
20	10-56423		1,	SCREW, REVERSE STOP SPACER TO THROTTLE CAM (5/16")
	10-56423		,2	SCREW, REVERSE STOP SPACER TO THROTTLE CAM (5/16")
21	11-24656		1,	NUT, REVERSE STOP SPAC-R SCREW
	11-24656		,2	NUT, REVERSE STOP SPAC-R SCREW

CONTINUED ON NEXT PAGE ➡

REMOTE CONTROL ASSEMBLY, COMPLETE (56453A1 / A2)

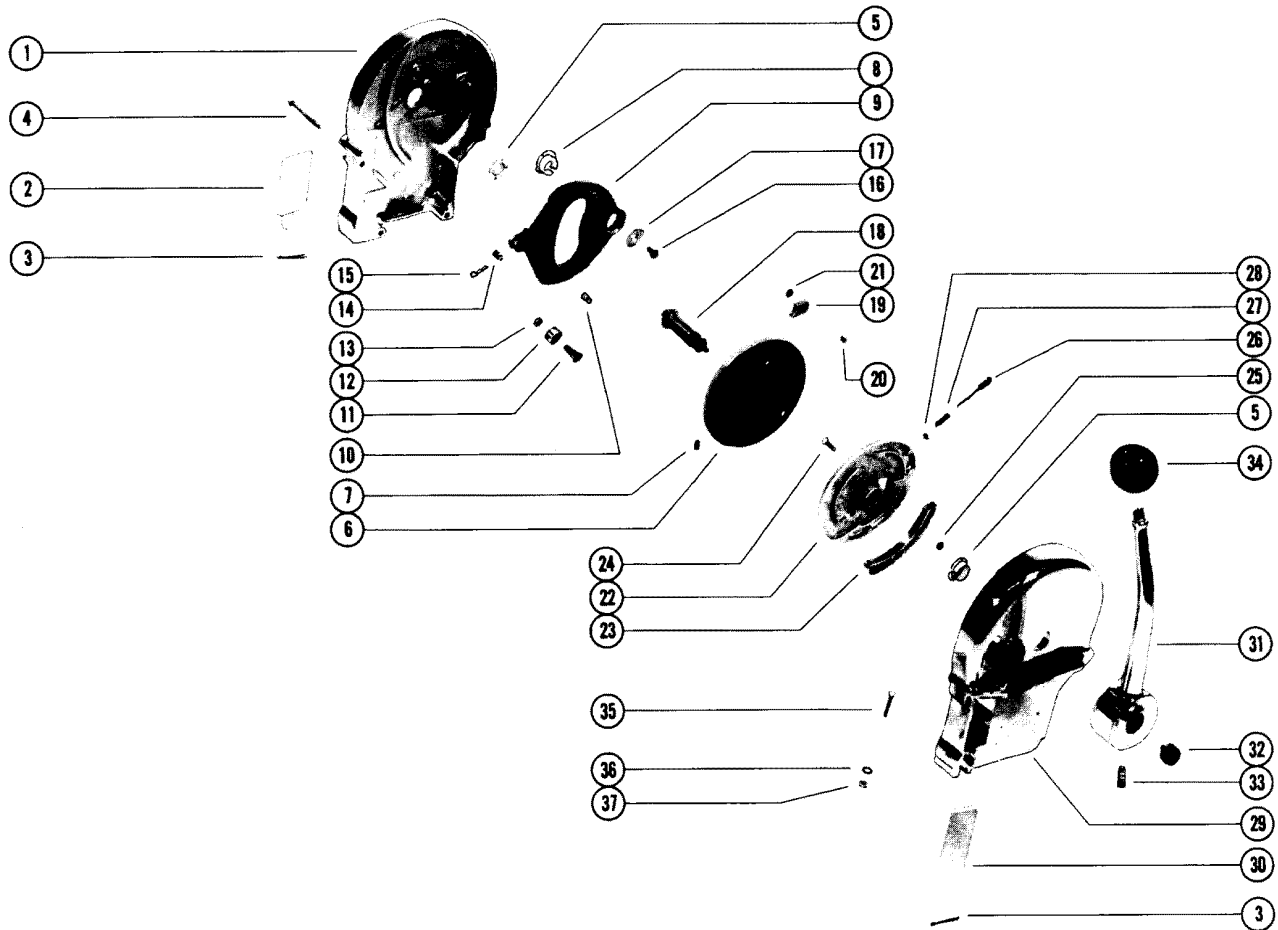
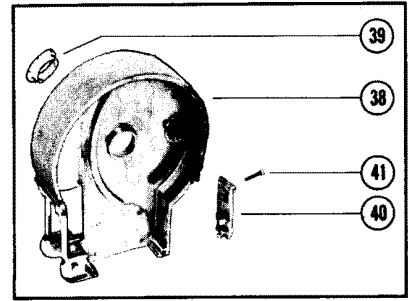
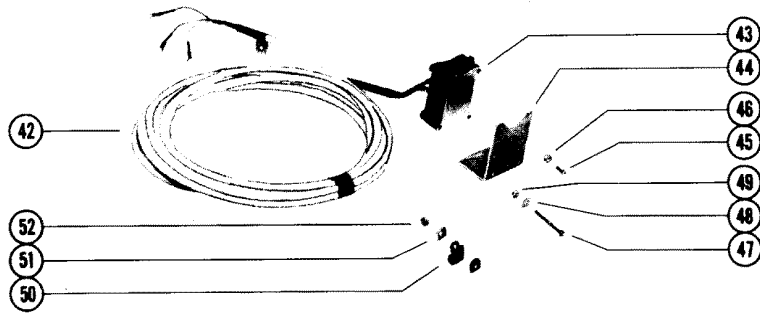


REMOTE CONTROL ASSEMBLY, COMPLETE (56453A1 / A2)

REF. NO.	PART NO.	SYM.	QTY.	DESCRIPTION
22	56414		1,	CAM, SHIFT
	56414		,2	CAM, SHIFT
23	56411		1,	INSERT, SHIFT CAM
	56411		,2	INSERT, SHIFT CAM
24	10-56425		3,	SCREW, INSERT TO SHIFT CAM (3/4")
	10-56425		,6	SCREW, INSERT TO SHIFT CAM (3/4")
25	11-24656		3,	NUT, INSERT SCREW
	11-24656		,6	NUT, INSERT SCREW
26	17-37599A2		1,	PIN ASSEMBLY, BLOCKING - SHIFT CAM
	17-37599A2		,2	PIN ASSEMBLY, BLOCKING - SHIFT CAM
27	24-38872		1,	SPRING, COMPRESSION - BLOCKING PIN
	24-38872		,2	SPRING, COMPRESSION - BLOCKING PIN
28	13-39317		1,	FASTENER, BLOCKING PIN TO SHIFT CAM
	13-39317		,2	FASTENER, BLOCKING PIN TO SHIFT CAM
29	56483		1,	HOUSING, REMOTE CONTROL (PORT)
	56451		,1	HOUSING, REMOTE CONTROL (PORT)
30	38749		1,1	COVER, CONTROL HOUSING (PORT)
31	37812		1,	HANDLE, CONTROL
	37812		,2	HANDLE, CONTROL
32	37602		1,	BUTTON, CONTROL HANDLE
	37602		,2	BUTTON, CONTROL HANDLE
33	10-37805		1,	SCREW, SET - CONTROL HANDLE TO CONTROL SHAFT
	10-37805		,2	SCREW, SET - CONTROL HANDLE TO CONTROL SHAFT
34	37813		1,	GRIP, CONTROL HANDLE LACK)
	37813		,2	GRIP, CONTROL HANDLE LACK)
35	10-35963		4,4	SCREW, REMOTE CONTROL TO BOAT (1 1/2")
36	12-24664		4,4	WASHER, REMOTE CONTROL SCREW
37	11-20361		4,4	NUT, REMOTE CONTROL SCREW
38	56452		,1	HOUSING, REMOTE CONTROL (CENTER)
39	23-37594		,2	BUSHING, NYLON - THROTTLE AND SHIFT CAMS (7/8" I. D.)
40	37802		,1	PLATE, RETAINER - CENTER HOUSING
41	10-37804		,1	SCREW, RETAINER PLATE TO CENTER HOUSING (1")
42	332-4264A2		1,	SWITCH AND HARNESS ASSEMBLY, SHIFT CONTROL
	332-4264A2		,2	SWITCH AND HARNESS ASSEMBLY, SHIFT CONTROL
43	332-4264A5		1,	SWITCH ASSEMBLY, SHIFT CONTROL
	332-4264A5		,2	SWITCH ASSEMBLY, SHIFT CONTROL
44	56410		1,	PLATE, MOUNTING - SHIFT CONTROL SWITCH
	56410		,2	PLATE, MOUNTING - SHIFT CONTROL SWITCH
45	10-31882		2,	SCREW, MOUNTING PLATE TO PORT CONTROL HOUSING (1/2")
	10-31882		,4	SCREW, MOUNTING PLATE TO PORT CONTROL HOUSING (1/2")
46	11-20437		2,	NUT, MOUNTING PLATE SCREW

CONTINUED ON NEXT PAGE ➡

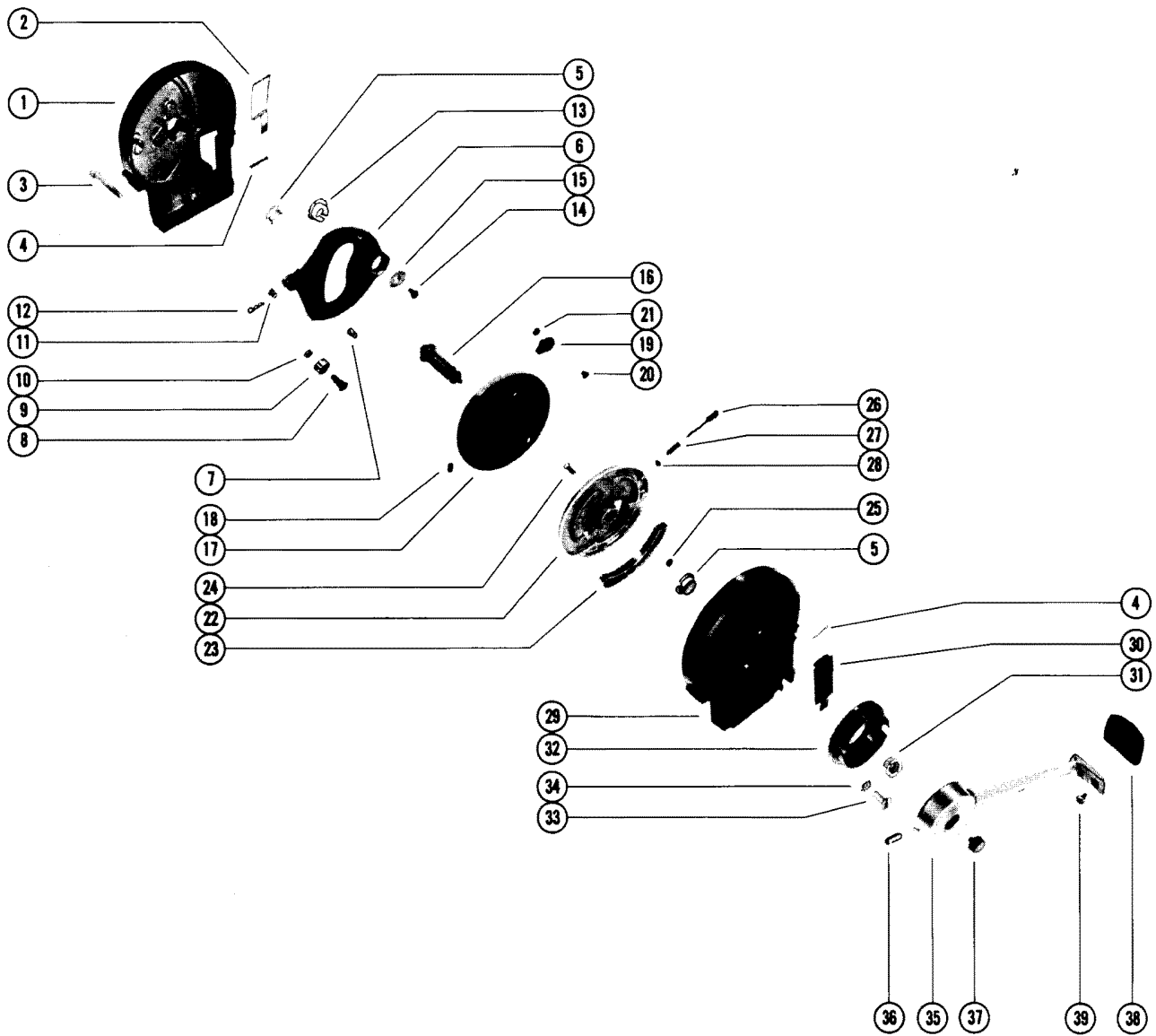
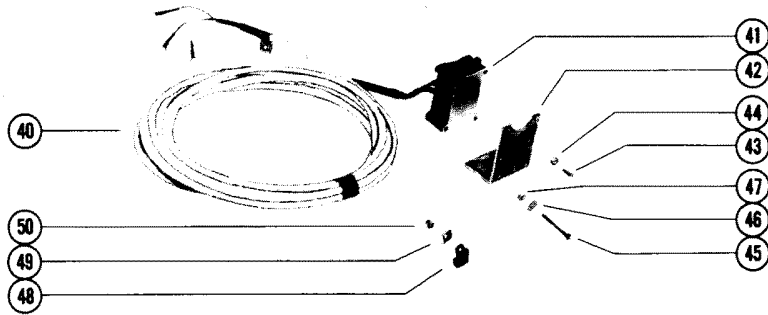
REMOTE CONTROL ASSEMBLY, COMPLETE (56453A1 / A2)



REMOTE CONTROL ASSEMBLY, COMPLETE (56453A1 / A2)

REF. NO.	PART NO.	SYM.	QTY.	DESCRIPTION
46	11-20437		,4	NUT, MOUNTING PLATE SCREW
47	10-56424		4,	SCREW, SHIFT CONTROL SWITCH TO MOUNTING PLATE (1 3/4")
	10-56424		,8	SCREW, SHIFT CONTROL SWITCH TO MOUNTING PLATE (1 3/4")
48	12-20192		4,	WASHER, SHIFT CONTROL SWITCH SCREW
	12-20192		,8	WASHER, SHIFT CONTROL SWITCH SCREW
49	11-20437		3,	NUT, SHIFT CONTROL SWITCH SCREW
	11-20437		,6	NUT, SHIFT CONTROL SWITCH SCREW
50	54-26550		1,	CLIP, NYLON - SHIFT CONTROL SWITCH HARNESS
	54-26550		,2	CLIP, NYLON - SHIFT CONTROL SWITCH HARNESS
51	22789		2,	"D" WASHER, HARNESS CLIP SCREW
	22789		,4	"D" WASHER, HARNESS CLIP SCREW
52	11-29236		1,	NUT, HARNESS CLIP SCREW
	11-29236		,2	NUT, HARNESS CLIP SCREW
-	55642A3		1,	TRIM CONTROL PANEL ASSEMBLY(SEE BREAKDOWN IN MERCUISER 215H AND E PARTS LIST)
-	55642A3		,2	TRIM CONTROL PANEL ASSEMBLY(SEE BREAKDOWN IN MERCUISER 215H AND E PARTS LIST)

REMOTE CONTROL ASSEMBLY (PANEL MOUNT)(56426A1)

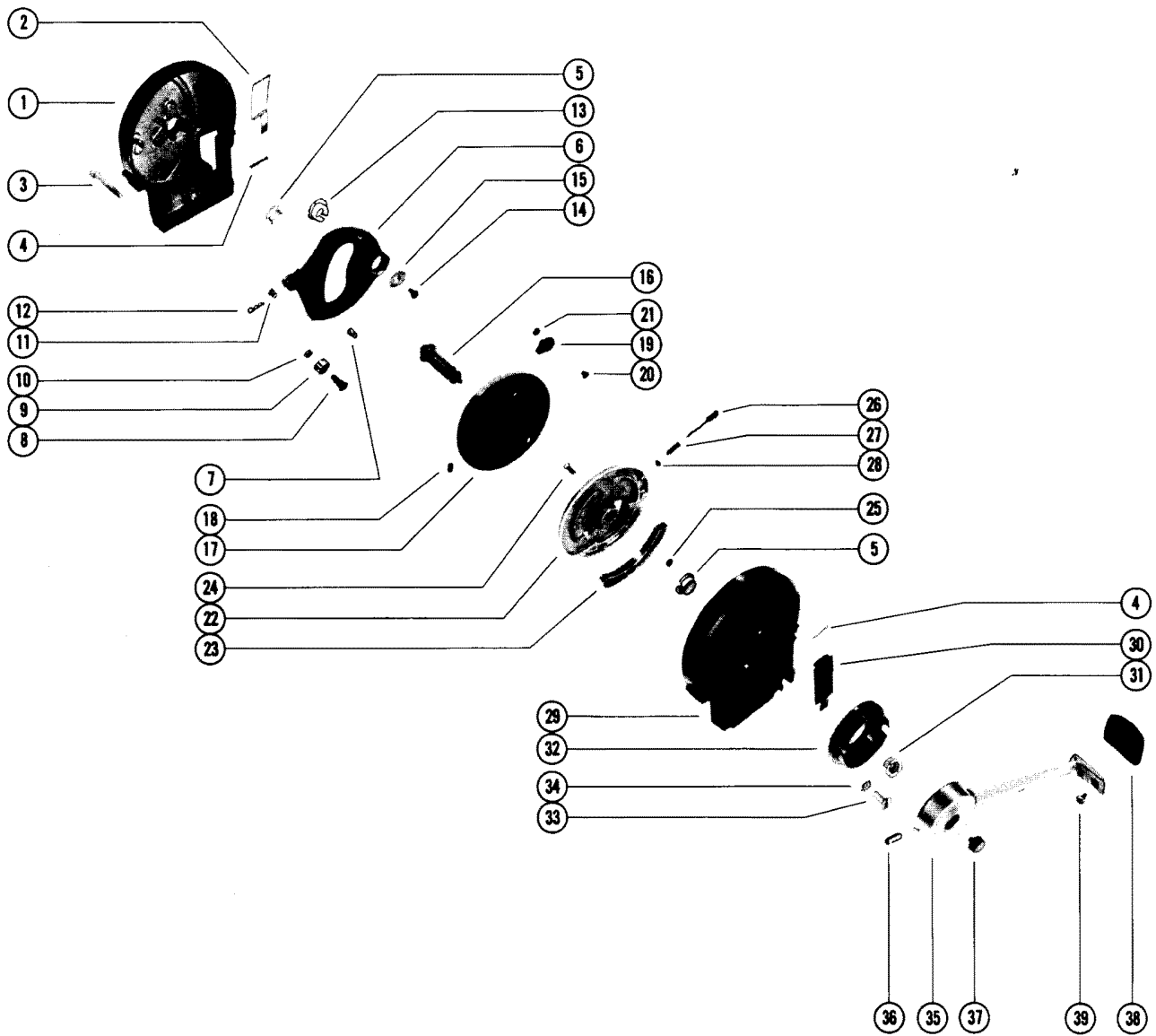
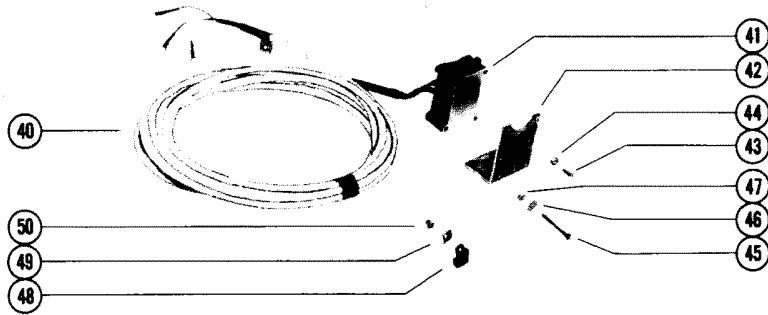


REMOTE CONTROL ASSEMBLY (PANEL MOUNT)(56426A1)

REF. NO.	PART NO.	SYM.	QTY.	DESCRIPTION
-	56426A1		1	REMOTE CONTROL ASSTY, COMP. (PANEL MOUNTED) - STARBOARD (SEE NOTE)
1	56416		1	HOUSING, REMOTE CONTROL (PORT)
2	38749		1	COVER, CONTROL HOUSING (PORT)
3	10-37803		4	SCREW, CONTROL HOUSING CLAMPING (1 3/4")
4	18-32857		2	COTTER PIN, CONTROL CABLE TO CONTROL HOUSING
5	23-37593		2	BUSHING, NYLON - THROTTLE AND SHIFT CAMS (11/16" I.D.)
6	58777A3		1	LEVER ASSEMBLY, THROTTLE
7	19-58776		2	PLUG, THROTTLE LEVER
8	17-37603		1	PIN, CAM ROLLER TO THROTTLE LEVER
9	37606		1	CAM ROLLER, THROTTLE LEVER
10	11-37800		1	NUT, CAM ROLLER PIN
11	17-37801		1	PIN, CONTROL CABLE TO THROTTLE LEVER
12	18-37809		2	PIN (HAIR), CONTROL CABLE PIN
13	23-33589		1	BUSHING, NYLON - THROTTLE LEVER (5/8" I. D.)
14	10-34676		1	SCREW, THROTTLE LEVER TO CONTROL HOUSING (1/2")
15	12-34675		1	WASHER, RETAINING - THROTTLE LEVER SCREW
16	37832A1		1	SHAFT ASSEMBLY, CONTROL
17	56417		1	CAM, THROTTLE
18	10-37942		1	SCREW, SET- THROTTLE CAM
19	56409		1	SPACER, REVERSE STOP- THROTTLE CAM
20	10-56423		1	SCREW, REVERSE STOP SPACER TO THROTTLE CAM (5/16")
21	11-24656		1	NUT, REVERSE STOP SPACER SCREW
22	56414		1	CAM, SHIFT
23	56411		1	INSERT, SHIFT CAM
24	10-56425		3	SCREW, INSERT TO SHIFT CAM(3/4")
25	11-24656		3	NUT, INSERT SCREW
26	17-37599A2		1	PIN ASSEMBLY, BLOCKING - SHIFT CAM
27	24-38872		1	SPRING, COMPRESSION - BLOCKING PIN
28	13-39317		1	FASTENER, BLOCKING PIN TO SHIFT CAM
29	56415		1	HOUSING, REMOTE CONTROL (STARBOARD)
30	38750		1	COVER, CONTROL HOUSING (STARBOARD)
31	23-37593		1	BUSHING, NYLON - CONTROL HANDLE
32	56765		1	BEZEL, REMOTE CONTROL TO MOUNTING PANEL
33	10-37818		3	SCREW, BEZEL TO REMOTE CONTROL (7/8")
	10-37819		3	SCREW, BEZEL TO REMOTE CONTROL (1 1/8")
34	13-37821		3	LOCKWASHER, BEZEL SCREW
35	37822		1	HANDLE, CONTROL
36	10-37805		1	SCREW, SET - CONTROL HANDLE TO CONTROL SHAFT
37	37602		1	BUTTON, CONTROL HANDLE
38	36005		1	GRIP, CONTROL HANDLE
39	10-37342		2	SCREW, GRIP TO CONTROL HANDLE

CONTINUED ON NEXT PAGE ➡

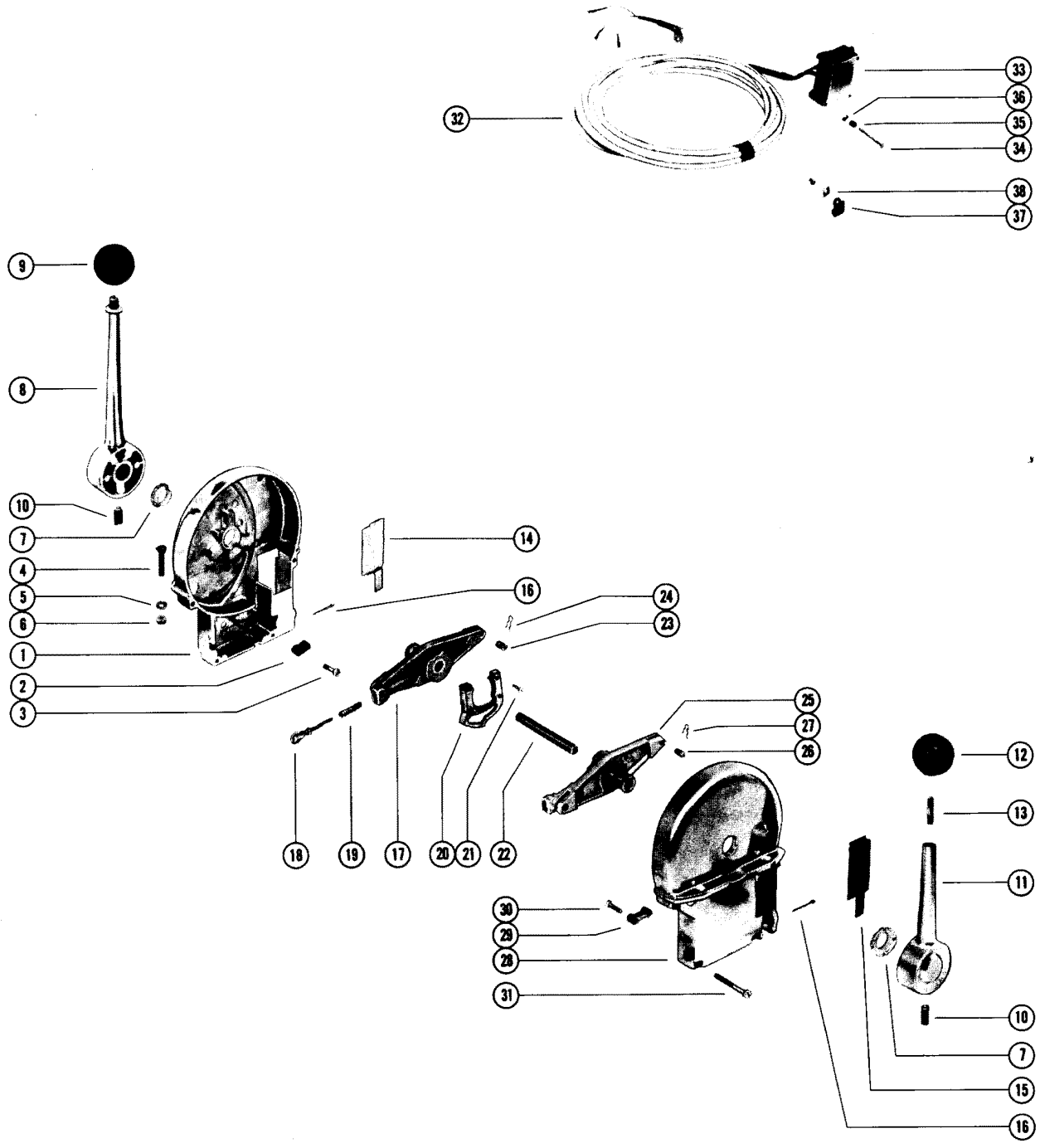
REMOTE CONTROL ASSEMBLY (PANEL MOUNT)(56426A1)



REMOTE CONTROL ASSEMBLY (PANEL MOUNT)(56426A1)

REF. NO.	PART NO.	SYM.	QTY.	DESCRIPTION
40	332-4264A2		1	SWITCH AND HARNESS ASSEMBLY, SHIFT CONTROL
41	332-4264A5		1	SWITCH ASSEMBLY, SHIFT CONTROL
42	56410		1	PLATE, MOUNTING - SHIFT CONTROL SWITCH
43	10-31882		2	SCREW, MOUNTING PLATE TO PORT CONTROL HOUSING (1/2")
44	11-20437		2	NUT, MOUNTING PLATE SCREW
45	10-56424		4	SCREW, SHIFT CONTROL SWITCH TO MOUNTING PLATE (1 3/4")
46	12-20192		4	WASHER, SHIFT CONTROL SWITCH SCREW
47	11-20437		3	NUT SHIFT CONTROL SWITCH SCREW
48	54-26550		1	CLIP, NYLON - SHIFT CONTROL SWITCH HARNESS
49	22789		2	"D" WASHER, HARNESS CLIP SCREW
50	11-29236		1	NUT, HARNESS CLIP SCREW
-	55642A3		1	TRIM CONTROL PANEL ASSEMBLY(SEE BREAKDOWN IN MERCUISER 215H AND E PARTS LIST)

REMOTE CONTROL ASY (TOP MOUNT - CONSOLE)(57147A1)

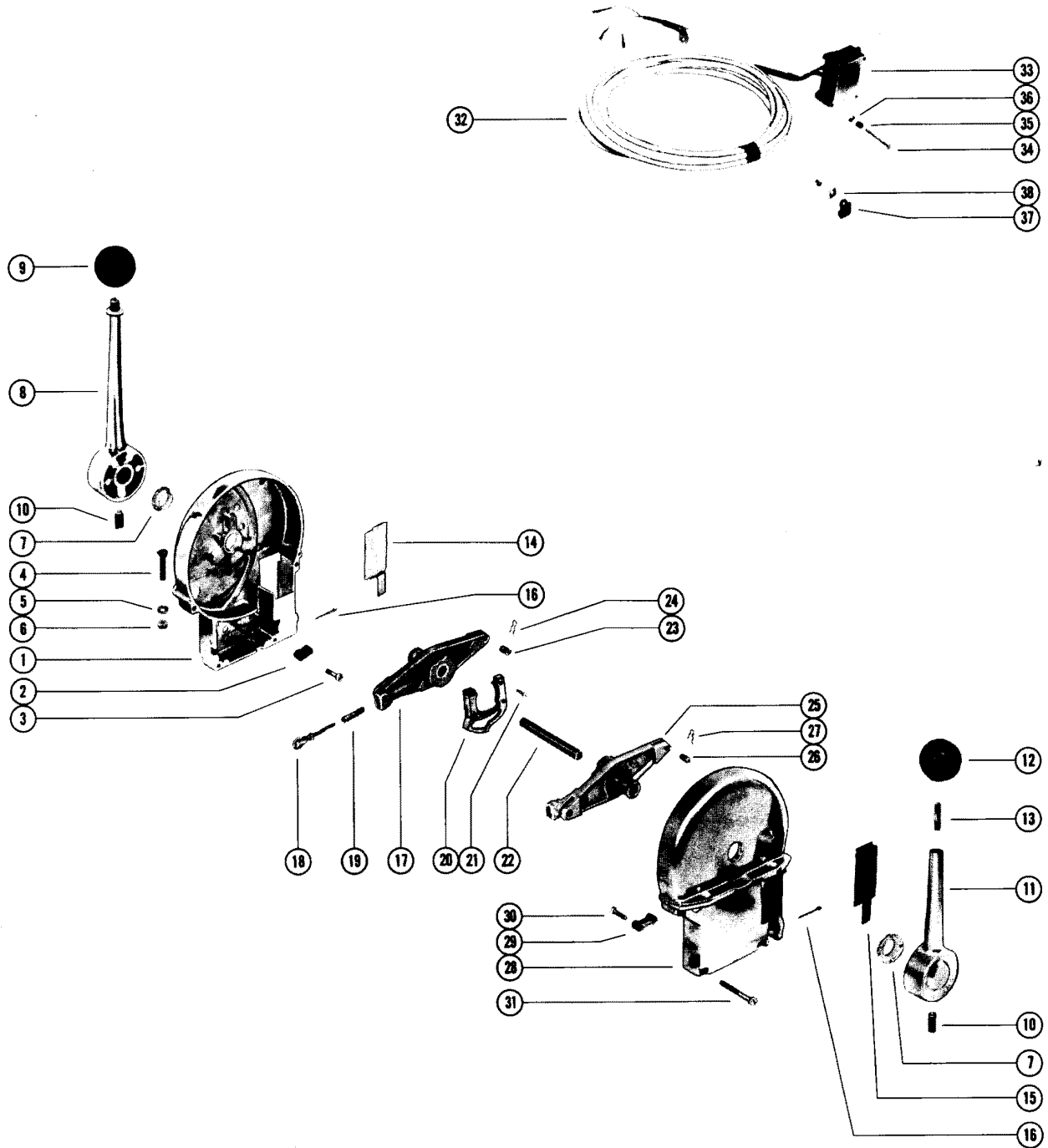


REMOTE CONTROL ASY (TOP MOUNT - CONSOLE)(57147A1)

REF. NO.	PART NO.	SYM.	QTY.	DESCRIPTION
-	57147A1		1	REMOTE CONTROL ASSEMBLY, TOP MOUNTED - TWO LEVER(SEE NOTE)
1	57201		1	HOUSING, REMOTE CONTROL (STARBOARD)
2	57148		1	BLOCK, STOP - STARBOARD CONTROL HOUSING
3	10-20668		2	SCREW, STOP BLOCK TO STARBOARD CONTROL HOUSING (7/16")
4	10-35963		4	SCREW, REMOTE CONTROL TO BOAT (1 1/2")
5	12-24664		4	WASHER, REMOTE CONTROL SCREW
6	11-20361		4	NUT, REMOTE CONTROL SCREW
7	23-37593		2	BUSHING, NYLON -) SHIFT AND THROTTLE LEVERS (11/16" I. D.)
8	38369		1	HANDLE, THROTTLE
9	38293		1	KNOB, THROTTLE HANDLE (RED)
10	10-37805		2	SCREW, SET - THROTTLE AND SHIFT HANDLES TO THROTTLE AND SHIFT LEVERS
11	58151		1	HANDLE, SHIFT
12	37813		1	KNOB, SHIFT HANDLE (BLACK)
13	16-58152		1	STUD, KNOB TO SHIFT HANDLE
14	38749		1	COVER, CONTROL HOUSING (STARBOARD)
15	38750		1	COVER, CONTROL HOUSING (PORT)
16	18-32857		2	COTTER PIN, CONTROL CABLE TO CONTROL HOUSING
17	57166		1	LEVER, SHIFT
18	17-39577A2		1	PIN ASSEMBLY, DETENT - SHIFT LEVER
19	24-55802		1	SPRING, COMPRESSION - SHIFT LEVER DETENT PIN
20	57149		1	CAM, SHIFT
21	10-57300		4	SCREW, SHIFT CAM TO SHIFT LEVER (5/8")
22	38283		1	SHAFT, CONTROL
23	17-37801		1	PIN, CONTROL CABLE TO SHIFT LEVER
24	18-37809		1	PIN, CONTROL CABLE TO SHIFT LEVER PIN
25	38282		1	LEVER, THROTTLE
26	17-37801		1	PIN, CONTROL CABLE TO THROTTLE LEVER
27	18-37809		1	PIN, CONTROL CABLE TO THROTTLE LEVER PIN
28	57200		1	HOUSING, REMOTE CONTROL (PORT)
29	57148		1	BLOCK, STOP - PORT CONTROL HOUSING
30	10-20668		2	SCREW, STOP BLOCK TO PORT CONTROL HOUSING (7/16")
31	10-37803		4	SCREW, CONTROL HOUSING CLAMPING (1 3/4")
32	332-4264A1		1	SWITCH AND HARNESS ASSEMBLY, SHIFT CONTROL
33	332-4264A4		1	SWITCH ASSEMBLY, SHIFT CONTROL
34	10-57299		4	SCREW, SHIFT CONTROL SWITCH TO CONTROL HOUSING (1 7/8")

CONTINUED ON NEXT PAGE ➡

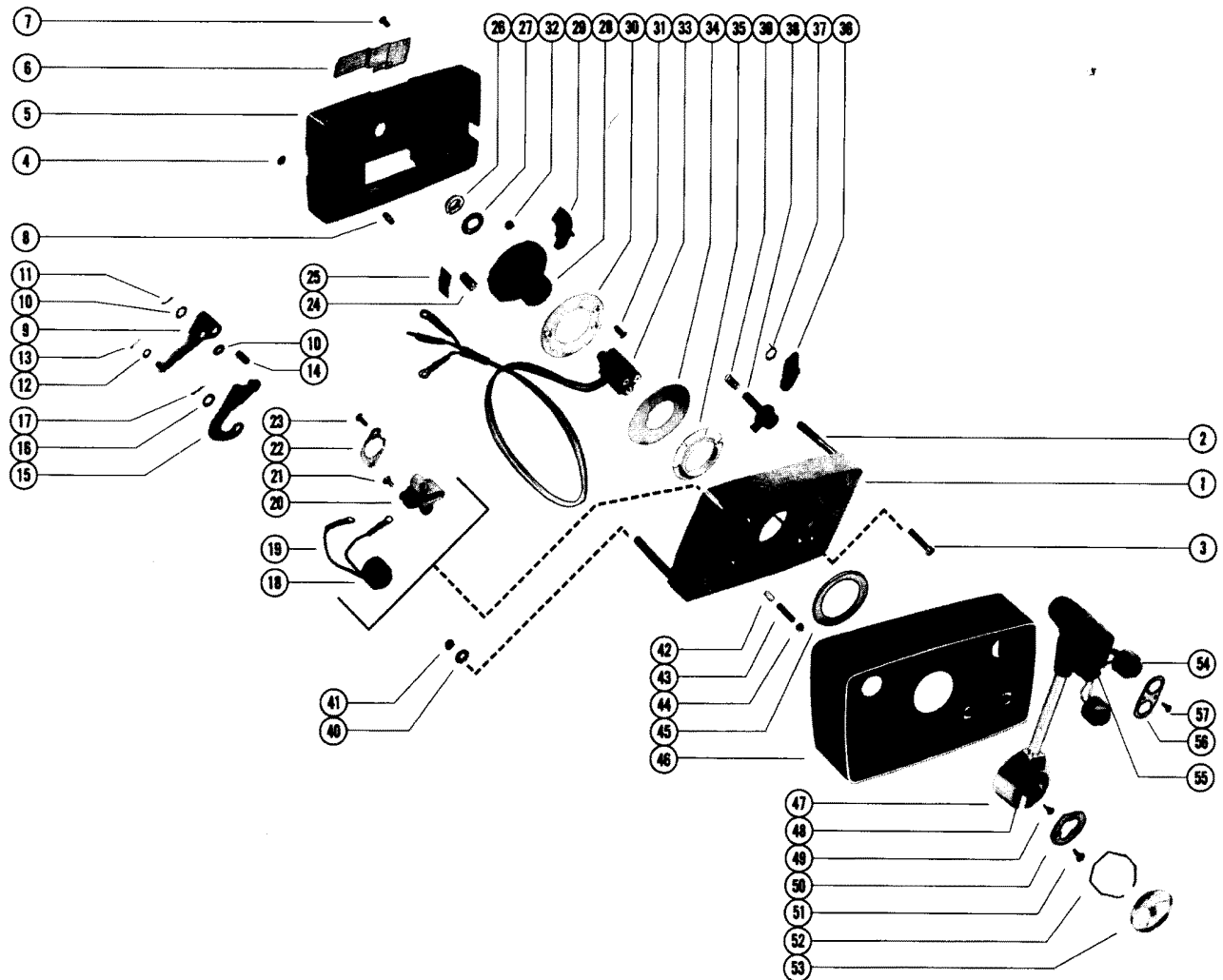
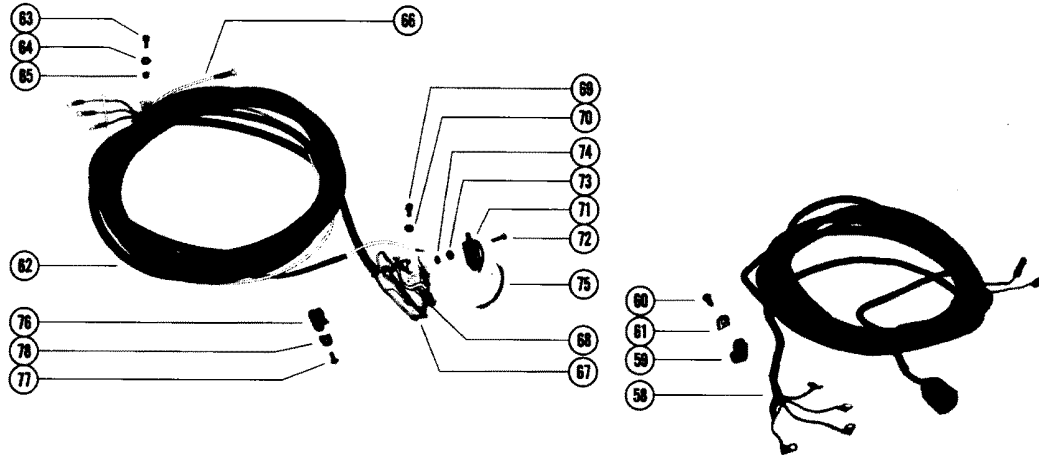
REMOTE CONTROL ASY (TOP MOUNT - CONSOLE)(57147A1)



REMOTE CONTROL ASY (TOP MOUNT - CONSOLE)(57147A1)

REF. NO.	PART NO.	SYM.	QTY.	DESCRIPTION
35	23-57301		4	SPACER, SHIFT CONTROL SWITCH SCREW
36	11-20437		4	NUT, SHIFT CONTROL SWITCH SCREW
37	54-26550		1	CLIP, NYLON - SHIFT CONTROL SWITCH HARNESS
38	22789		1	"D" WASHER, HARNESS CLIP SCREW
-	55642A3		1	TRIM CONTROL PANEL ASS Y(SEE BREAKDOWN IN MERCUISER 215H AND E PARTS LIST)

REMOTE CONTROL ASSEMBLY (MERCCONTROL - DELUXE)

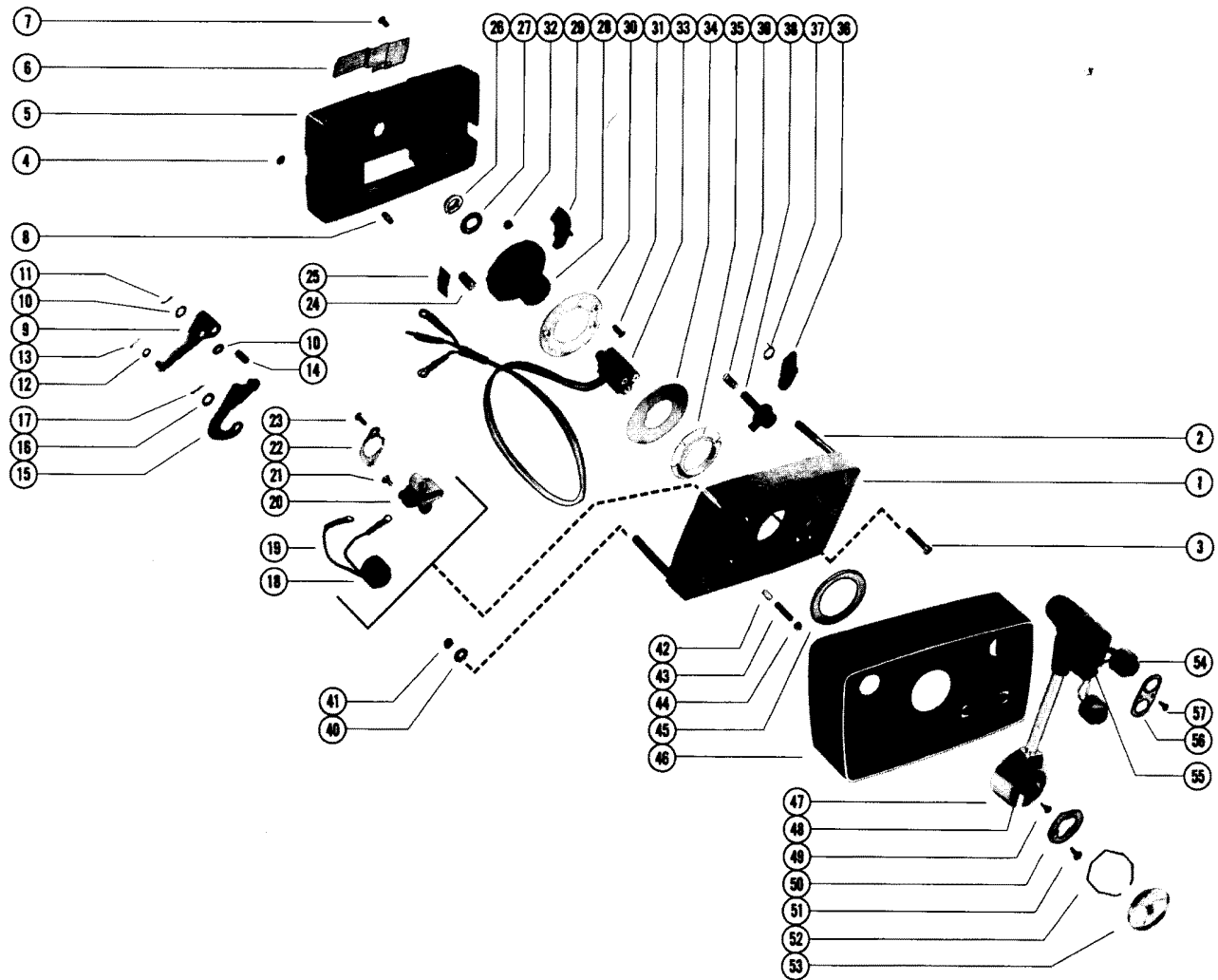
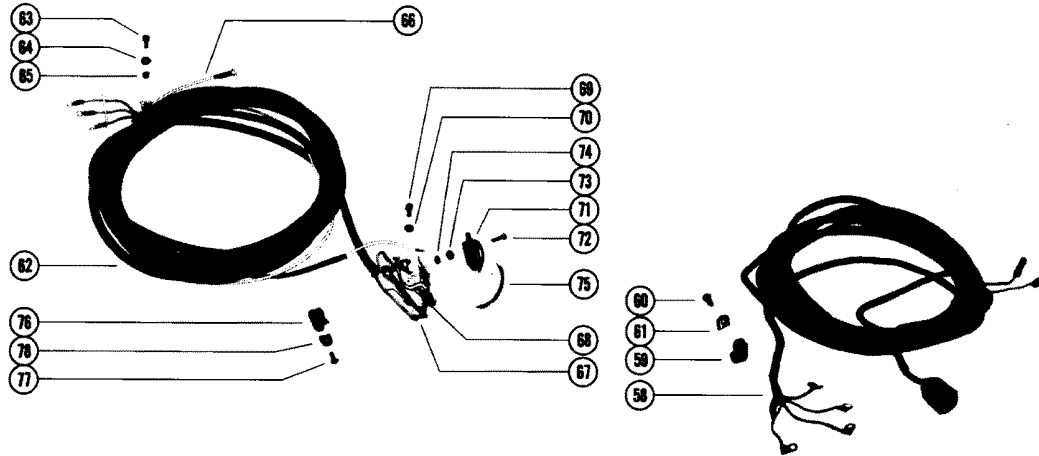


REMOTE CONTROL ASSEMBLY (MERCCONTROL - DELUXE)

REF. NO.	PART NO.	SYM.	QTY.	DESCRIPTION
-	63063A1		1	REMOTE CONTROL ASSEMBLY, MERCCONTROL-DELUXE(SEE NOTE)
1	62915A3		1	HOUSING ASSEMBLY, REMOTE CONTROL (PORT)
2	16-57824		2	STUD, REMOTE CONTROL TO BOAT (3")
3	10-55746		1	SCREW, CONTROL HOUSING CLAMPING (1 1/8")
	10-31114		1	SCREW, CONTROL HOUSING CLAMPING (1 3/4")
4	11-34688		2	NUT, CONTROL HOUSING CLAMPING SCREW
5	57326		1	HOUSING, REMOTE CONTROL (STARBOARD)
6	55357		1	COVER, CONTROL CABLE - STARBOARD HOUSING
7	10-55742		3	SCREW, COVER TO STARBOARD HOUSING (1/2")
8	55697		1	DETENT PIN, STARBOARD HOUSING
9	55744		1	LEVER, THROTTLE
10	12-29629		1	WASHER, WEAR - THROTTLE LEVER
11	18-29623		1	COTTER PIN, THROTTLE LEVER TO LINK
12	12-35950		1	WASHER, CONTROL CABLE PIN
13	18-21071		1	COTTER PIN, THROTTLE CABLE TO LEVER
14	17-55748		1	PIN, PIVOT - THROTTLE LEVER
15	55743		1	LINK, THROTTLE LEVER TO THROTTLE CAM
16	12-29629		1	WASHER, WEAR - THROTTLE CAM PIN
17	18-29623		1	COTTER PIN, LINK TO THROTTLE CAM
18	55738A1		1	SWITCH ASSEMBLY
19	55739-1		1	JUMPER WIRE, SWITCH TO TERMINAL BLOCK (RED - 5")
	55739-2		1	JUMPER WIRE, SWITCH TO TERMINAL BLOCK (BLUE - 5")
20	55680		1	TERMINAL BLOCK
21	10-24880		6	SCREW, TERMINAL BLOCK AND LEAD ATTACHING (3/8")
22	55691		1	RETAINER, SWITCH
23	10-37260		2	SCREW, RETAINER TO PORT HOUSING (7/16")
24	55695		1	DETENT PIN, THROTTLE CAM SPRING
25	24-34683		3	SPRING, DETENT - THROTTLE CAM
26	23-55400		1	BUSHING, NYLON - STARBOARD HOUSING
27	12-38503		1	WASHER, SPACER - THROTTLE CAM TO STARBOARD HOUSING
28	55338		1	CAM, THROTTLE
29	62916		1	INSERT, THROTTLE CAM
30	63893		1	PLATE, WIRE RETAINER
31	10-55751		3	SCREW, INSERT TO THROTTLE CAM (5/8")
32	11-24656		3	NUT, INSERT SCREW
33	55649		1	DISCONNECT, CONTROL HANDLE
34	55694		1	PLATE, BEARING - THROTTLE CAM
35	23-55399		1	BUSHING, NYLON - PORT HOUSING
36	62918		1	LEVER, INTERLOCK - WARM -UP BUTTON
37	24-63076		1	SPRING, TORSION - INTERLOCK LEVER
38	62917A1		1	BUTTON ASSEMBLY, NEUTRAL WARM UP
39	24-57320		1	SPRING, DETENT - NEUTRAL WARM UP BUTTON

CONTINUED ON NEXT PAGE ➡

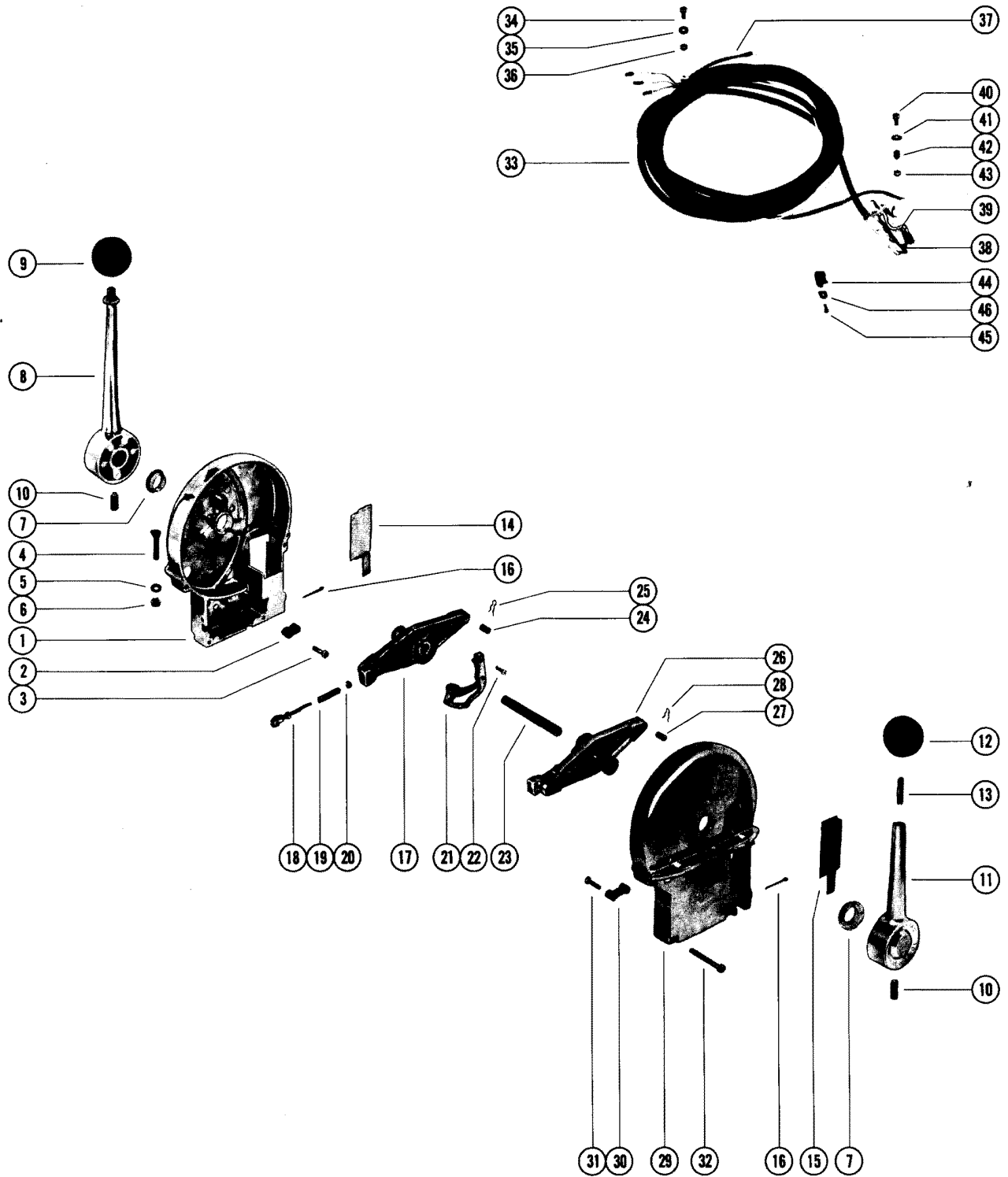
REMOTE CONTROL ASSEMBLY (MERCCONTROL - DELUXE)



REMOTE CONTROL ASSEMBLY (MERCCONTROL - DELUXE)

REF. NO.	PART NO.	SYM.	QTY.	DESCRIPTION
40	12-26168		2	WASHER, REMOTE CONTROL MOUNTING STUD
41	11-46793		2	NUT, REMOTE CONTROL MOUNTING STUD
42	55697		1	DETENT PIN, THROTTLE LINK
43	24-55802		1	SPRING, TENSION - DETENT PIN
44	10-22080		1	SCREW, SET - DETENT PIN
45	12-57950		1	WASHER, WEAR - PORT HOUSING
46	63089A1		1	COVER ASSEMBLY, REMOTE CONTROL
47	55719		1	HANDLE, CONTROL
48	55648		1	CONNECTOR, TRIM SWITCH
49	10-20650		3	SCREW, CONNECTOR TO DISCONNECT (3/8")
50	55696		1	PLATE, CONTROL HANDLE RETAINER
51	10-25501		3	SCREW, RETAINER PLATE TO THROTTLE CAM (1/2")
52	56773		1	RETAINER, CONTROL HANDLE COVER
53	55452		1	COVER, CONTROL HANDLE
54	55738A1		2	SWITCH ASSEMBLY, TRIM - CONTROL HANDLE
55	48078		1	JUMPER WIRE, TRIM SWITCH (RED - 3 1/4")
56	55720		1	RETAINER, TRIM SWITCH
57	10-55750		2	SCREW, RETAINER TO CONTROL HANDLE (3/8")
58	55740		1	HARNESS, TRIM CONTROL
59	54-26550		1	CLIP, TRIM CONTROL HARNESS ATTACHING
60	10-37260		1	SCREW, TRIM CONTROL HARNESS CLIP
61	22789		1	"D" WASHER, TRIM CONTROL HARNESS CLIP SCREW
62	84-63511A1		1	HARNESS ASSEMBLY, SHIFT CONTROL
63	10-48591		1	SCREW, CABLE TO SHIFT MOTOR BRACKET (1/2")
64	13-26996		1	WASHER, SHIFT MOTOR BRACKET SCREW
65	11-20645		1	NUT, SHIFT MOTOR BRACKET SCREW
66	84-61601A5		1	CABLE ASSEMBLY, BATTERY (WHITE - 60")
67	62919A3		1	SWITCH AND PLATE ASSEMBLY, SHIFT CONTROL
68	84-63433-3		1	CABLE, SWITCH (YELLOW - 3 7/8")
69	10-22032		3	SCREW, SWITCH AND PLATE TO CONTROL HOUSING (3/8")
70	13-26994		3	WASHER, SWITCH AND PLATE SCREW
71	87-62922		1	SWITCH, SHIFT
72	10-63680		2	SCREW, SWITCH TO PLATE (5/8")
73	13-24658		2	LOCKWASHER, SWITCH SCREW
74	11-63683		2	NUT, SWITCH SCREW
75	84-63486-2		1	CABLE, SWITCH (BROWN 2 7/8")
76	54-22740		1	CLIP, SHIFT CONTROL CABLE ATTACHING
77	10-37260		1	SCREW, SHIFT CONTROL CABLE CLIP SCREW
78	22789		1	"D" WASHER, SHIFT CONTROL CABLE CLIP SCREW

REMOTE CONTROL ASY (TOP MOUNT - CONSOLE)(63064A1)

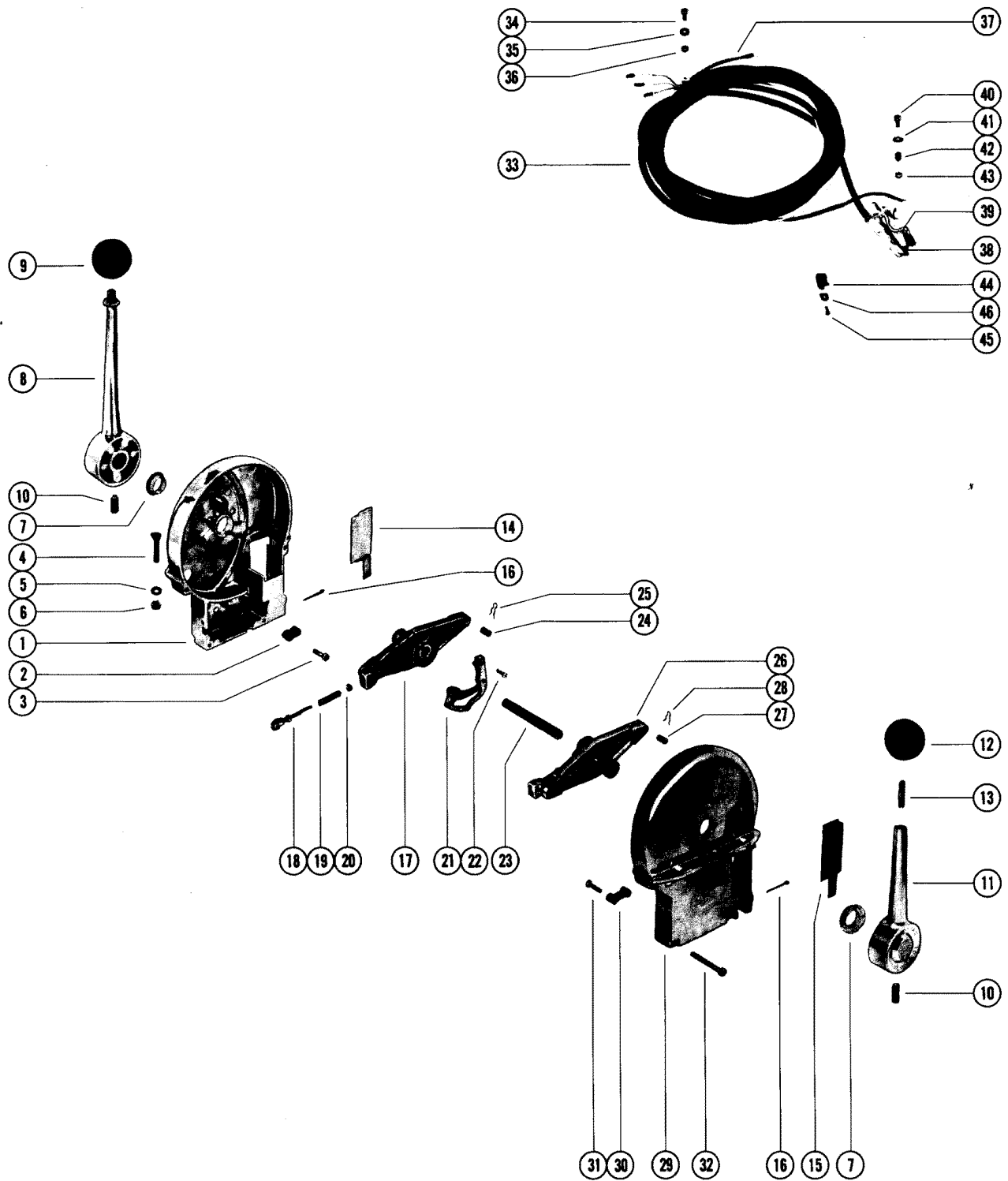


REMOTE CONTROL ASY (TOP MOUNT - CONSOLE)(63064A1)

REF. NO.	PART NO.	SYM.	QTY.	DESCRIPTION
-	63064A1		1	REMOTE CONTROL ASSEMBLY, TOP MOUNTED - TWO LEVER(SEE NOTE)
1	63978		1	HOUSING, REMOTE CONTROL (STARBOARD)
2	63973		1	BLOCK, STOP - STARBOARD CONTROL HOUSING
3	10-20668		2	SCREW, STOP BLOCK TO STARBOARD CONTROL HOUSING (7/16")
4	10-35963		4	SCREW, REMOTE CONTROL TO BOAT (1 1/2")
5	12-24664		4	WASHER, REMOTE CONTROL SCREW
6	11-20361		4	NUT, REMOTE CONTROL SCREW
7	23-37593		2	BUSHING, NYLON - SHIFT AND THROTTLE LEVERS (11/16" I. D.)
8	38369		1	HANDLE, THROTTLE
9	38293		1	KNOB, THROTTLE HANDLE (RED)
10	10-37805		2	SCREW, SET - THROTTLE/SHIFT HANDLES TO THROTTLE/SHIFT LEVERS
11	58151		1	HANDLE, SHIFT
12	37813		1	KNOB, SHIFT HANDLE (BLACK)
13	16-58152		1	STUD, KN OB TO SHIFT HANDLE
14	38749		1	COVER, CONTROL HOUSING (STARBOARD)
15	38750		1	COVER, CONTROL HOUSING (PORT)
16	18-32857		2	COTTER PIN, CONTROL CABLE TO CONTROL HOUSING
17	57166		1	LEVER, SHIFT
18	17-39577A2		1	PIN ASSEMBLY, DETENT
19	24-55802		1	SPRING, COMPRESSION
20	13-39317		1	FASTENER, DETENT PIN
21	63996		1	CAM, SHIFT
22	10-57300		3	SCREW, SHIFT CAR S
23	38283		1	SHAFT, CONTROL
24	17-37801		1	PIN, CONTROL CABLE
25	18-37809		3	PIN, CONTROL CABLE
26	38282		1	LEVER, THROTTLE
27	17-37801		1	PIN, CONTROL CABLE TO THROTTLE LEVER
28	18-37809		1	PIN, CONTROL CABLE TO THROTTLE LEVER PIN
29	63977		1	HOUSING, REMOTE CONTROL (PORT)
30	63973		1	BLOCK, STOP - PORT CONTROL HOUSING
31	10-20668		2	SCREW, STOP BLOCK TO PORT CONTROL HOUSING (7/16")
32	10-37803		4	SCREW, CONTROL HOUSING CLAMPING (1 3/4")
33	84-63511A2		1	HARNESS ASSEMBLY, SHIFT CONTROL
34	10-48591		1	SCREW, CABLE TO SHIFT MOTOR BRACKET (1/2")
35	13-26996		1	WASHER, SHIFT MOTOR BRACKET SCREW
36	11-20645		1	NUT, SHIFT MOTOR BRACKET SCREW
37	84-61601A5		1	CABLE ASSEMBLY, BATTERY (WHITE - 60")
38	63979A5		1	SHIFT AND PLATE ASSEMBLY, SHIFT CONTROL

CONTINUED ON NEXT PAGE ➡

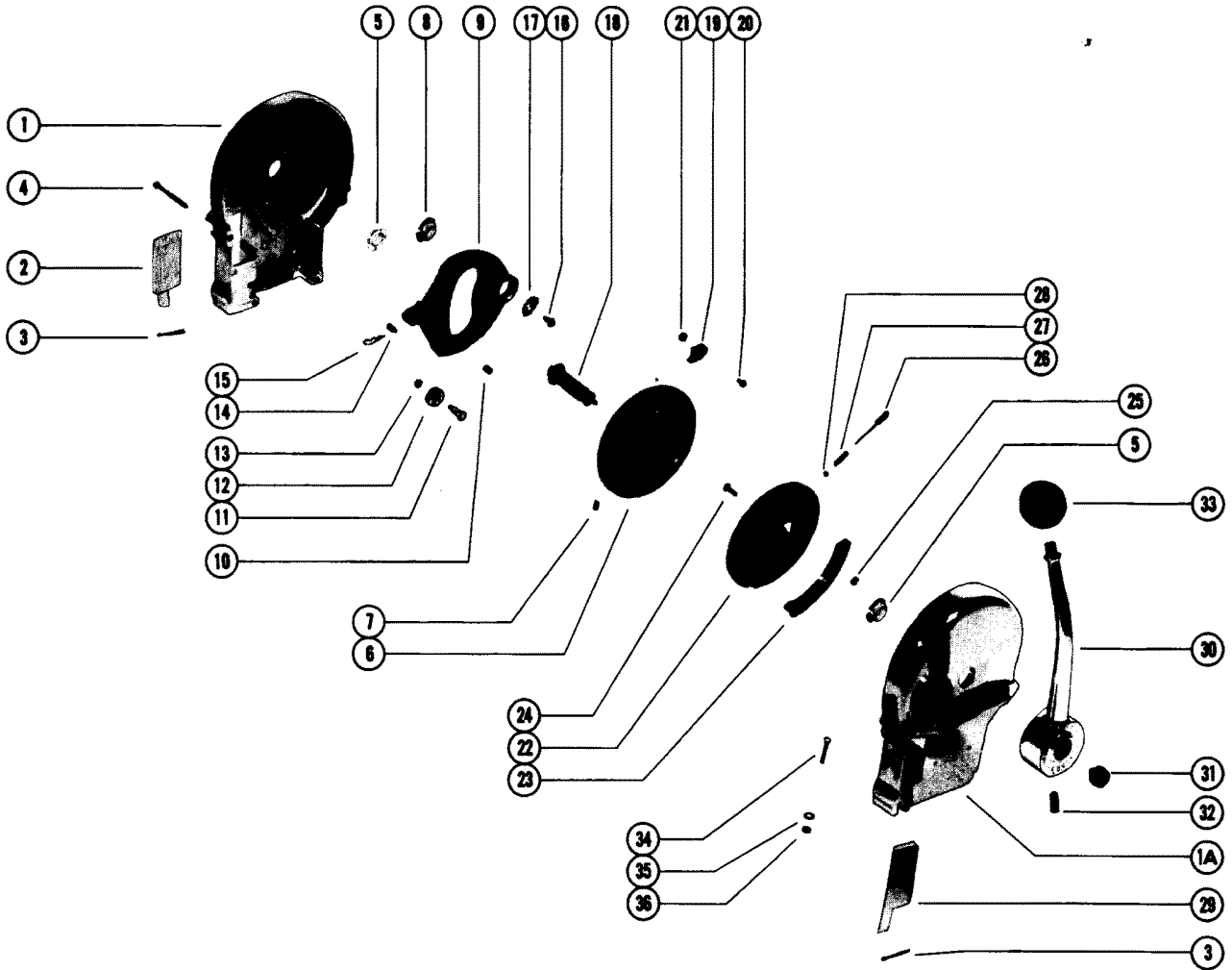
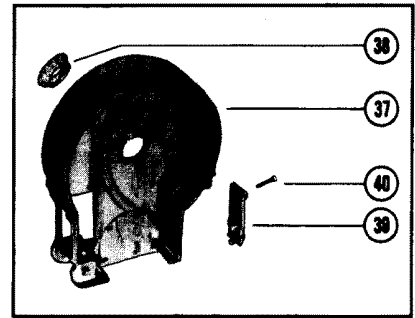
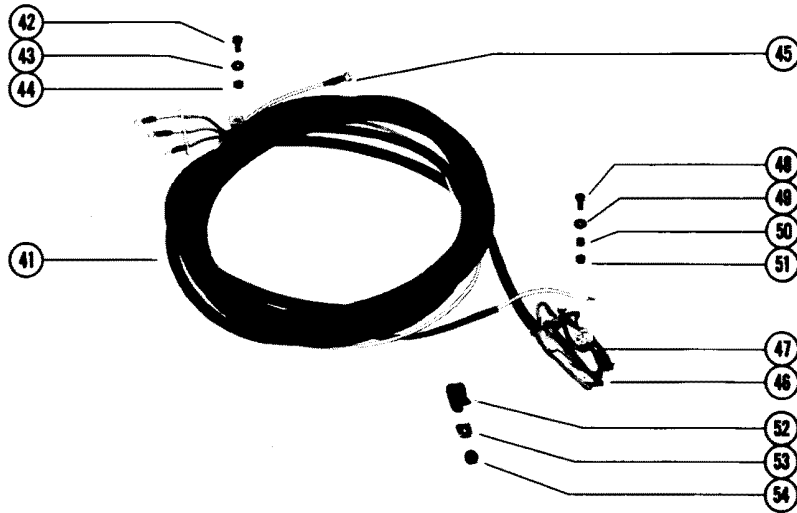
REMOTE CONTROL ASY (TOP MOUNT - CONSOLE)(63064A1)



REMOTE CONTROL ASY (TOP MOUNT - CONSOLE)(63064A1)

REF. NO.	PART NO.	SYM.	QTY.	DESCRIPTION
39	84-63433-3		1	CABLE, SWITCH (YELLOW 3 7/8")
40	10-21267		3	SCREW, SWITCH AND PLATE TO CONTROL HOUSING (1 7/8")
41	13-26423		3	LOCKWASHER, SWITCHAND PLATE SCREW
42	23-56639		3	SPACER, SWITCHAND PLATE SCREW
43	11-55821		3	NUT, SWITCH ANDPLATE SCREW
44	54-22740		1	CLIP, NYLON - SWITCH HARNESS
45	10-24880		1	SCREW, HARNESS CLIP ATTACHING (3/8")
46	22789		1	"D" WASHER, HARNESS CLIP SCREW
-	55642A3		1	TRIM CONTROL PANEL ASS Y (SEE BREAKDOWN IN MERC. II-TR PARTS LIST)

REMOTE CONTROL ASSEMBLY, COMPLETE (64327A1 / A2 / A9)

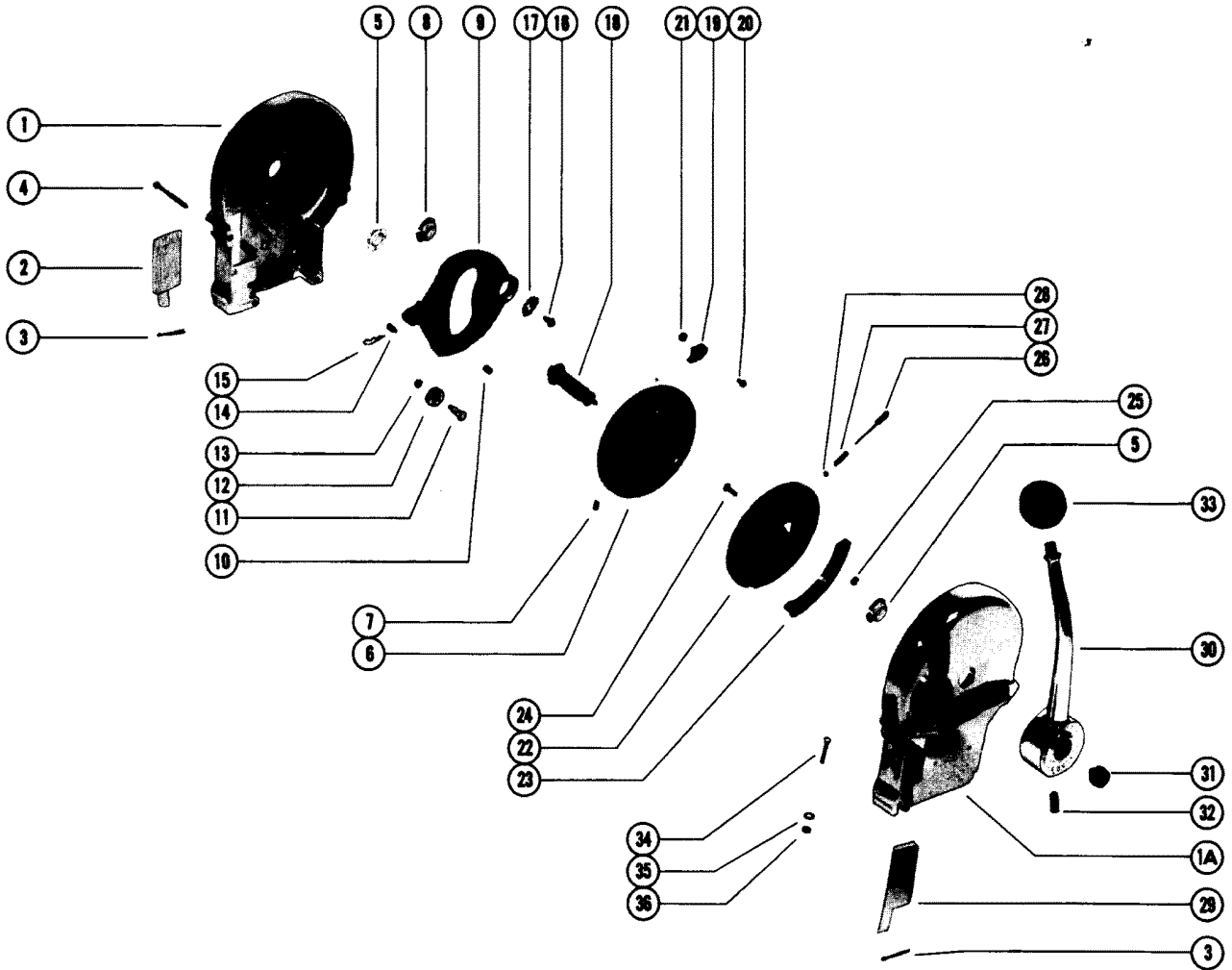
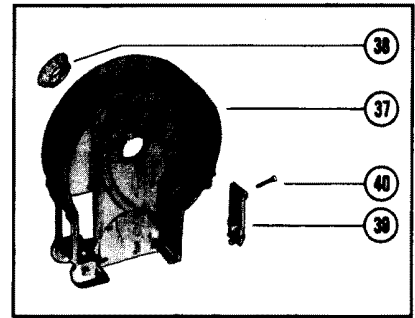
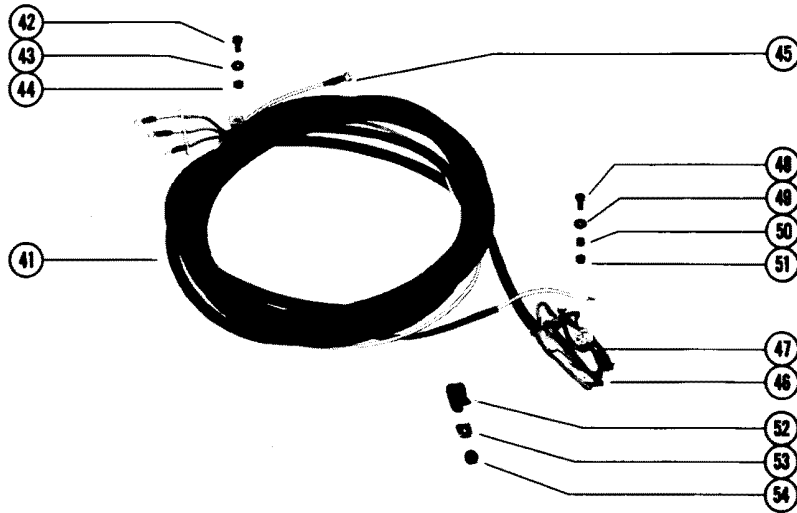


REMOTE CONTROL ASSEMBLY, COMPLETE (64327A1 / A2 / A9)

REF. NO.	PART NO.	SYM.	QTY.	DESCRIPTION
-	64327A1		1,,	REMOTE CONTROL ASSEMBLY,COMPLETE (SINGLE INSTALLATION)
-	64327A2		,1,	REMOTE CONTROL ASSEMBLY,COMPLETE (DUAL INSTALLATION)
-	64327A9		,,1	REMOTE CONTROL ASSEMBLY,COMPLETE (DUAL INSTALLATION)
1&1A	64327A3		1,,	HOUSING ASSEMBLY, REMOTE CONTROL (PORT AND STARBOARD)
1	37582		,1,1	HOUSING, REMOTE CONTROL (STARBOARD)
1A	64904		,1,1	HOUSING, REMOTE CONTROL (PORT)
2	38750		1,1,1	COVER, CONTROL HOUSING (STARBOARD)
3	18-32857		2,2,2	COTTER PIN, CONTROL CABLE TO CONTROL HOUSING
4	10-37803		4,,	SCREW, CONTROL HOUSING CLAMPING (1 3/4")
	10-37803		,8,8	SCREW, CONTROL HOUSING CLAMPING (1 3/4")
5	23-37593		2,2,2	BUSHING, NYLON - THROTTLE AND SHIFT CAMS (11/16" I D)
6	56417		1,,	CAM, THROTTLE
	56417		,2,2	CAM, THROTTLE
7	10-37942		1,,	SCREW, SET - THROTTLE CAM
	10-37942		,2,2	SCREW, SET - THROTTLE CAM
8	23-33589		1,,	BUSHING, NYLON - THROTTLE LEVER (5/8" I D)
	23-33589		,2,2	BUSHING, NYLON - THROTTLE LEVER (5/8" I D)
9	70135A3		1,,	LEVER ASSEMBLY, THROTTLE
	70135A3		,2,2	LEVER ASSEMBLY, THROTTLE
10	19-58776		2,,	PLUG, THROTTLE LEVER
	19-58776		,4,4	PLUG, THROTTLE LEVER
11	17-37603		1,,	PIN, CAM ROLLER TO THROTTLE LEVER
	17-37603		,2,2	PIN, CAM ROLLER TO THROTTLE LEVER
12	60784		1,,	CAM ROLLER, THROTTLE LEVER
	60784		,3,3	CAM ROLLER, THROTTLE LEVER
13	11-37800		1,,	NUT, CAM ROLLER PIN
	11-37800		,2,2	NUT, CAM ROLLER PIN
14	17-37801		1,,	PIN, CONTROL CABLE TO THROTTLE LEVER
	17-37801		,2,2	PIN, CONTROL CABLE TO THROTTLE LEVER
15	18-37809		2,,	PIN (HAIR), CONTROL CABLE PIN
	18-37809		,3,3	PIN (HAIR), CONTROL CABLE PIN
16	10-34676		1,,	SCREW, THROTTLE LEVER TO CONTROL HOUSING (1/2")
	10-34676		,2,2	SCREW, THROTTLE LEVER TO CONTROL HOUSING (1/2")
17	12-34675		1,,	WASHER, RETAINING - THROTTLE LEVER SCREW
	12-34675		,2,2	WASHER, RETAINING - THROTTLE LEVER SCREW
18	37596A5		,1,	SHAFT ASSEMBLY, CONTROL
	37596A6		,2,2	SHAFT ASSEMBLY, CONTROL
19	56409		1,,	SPACER, REVERSE STOP
	56409		,2,2	SPACER, REVERSE STOP

CONTINUED ON NEXT PAGE ➡

REMOTE CONTROL ASSEMBLY, COMPLETE (64327A1 / A2 / A9)

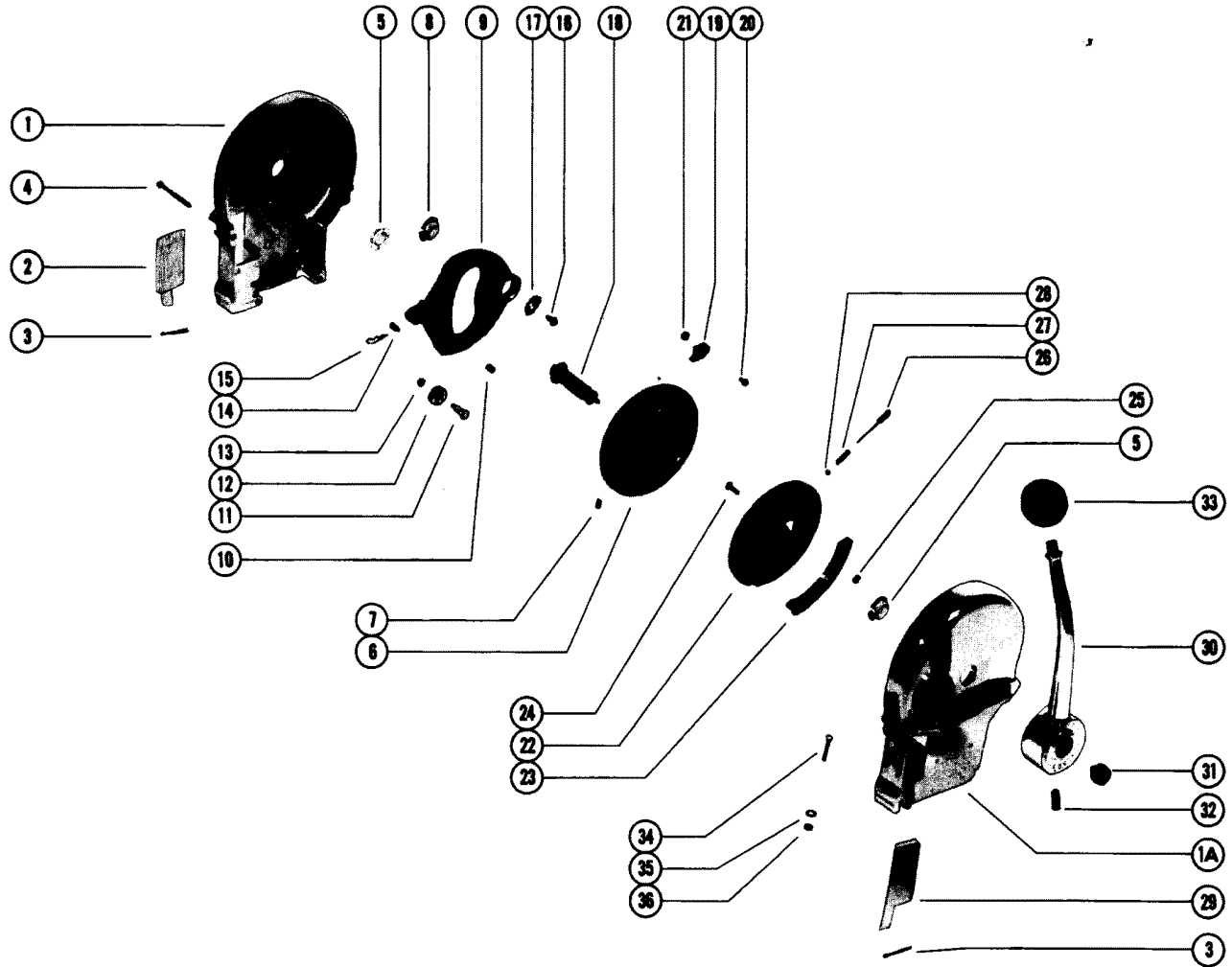
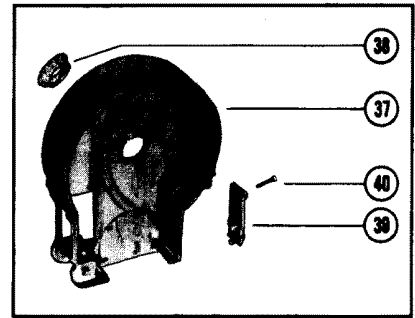
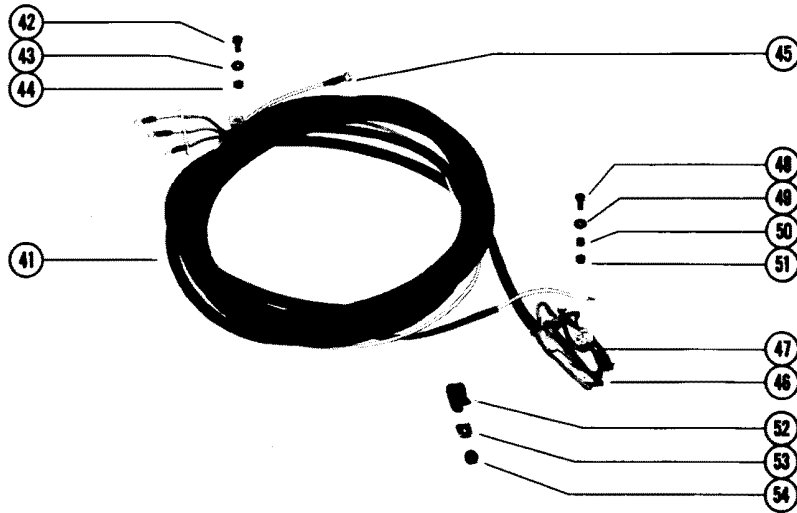


REMOTE CONTROL ASSEMBLY, COMPLETE (64327A1 / A2 / A9)

REF. NO.	PART NO.	SYM.	QTY.	DESCRIPTION
20	10-56423		1,,	SCREW, REVERSE STOP SPACER
	10-56423		,2,2	SCREW, REVERSE STOP SPACER
21	11-24656		1,,	NUT REVERSE STOP SPACER SCREW
	11-24656		,2,2	NUT REVERSE STOP SPACER SCREW
22	64333		1,,	CAM, SHIFT
	64333		,2,2	CAM, SHIFT
23	64334		1,,	INSERT, SHIFT CAM
	64334		,2,2	INSERT, SHIFT CAM
24	10-55751		3,,	SCREW, INSERT TO SHIFT CAM (5/8")
	10-55751		,6,6	SCREW, INSERT TO SHIFT CAM (5/8")
25	11-24656		3,,	NUT, INSERT SCREW
	11-24656		,6,6	NUT, INSERT SCREW
26	17-37599A2		1,1,	PIN ASSEMBLY, BLOCKING
	17-37599A2		,,2	PIN ASSEMBLY, BLOCKING
27	24-38872		1,,	SPRING, COMPRESSION
	24-38872		,2,2	SPRING, COMPRESSION
28	13-39317		1,,	FASTENER, BLOCKING PIN
	13-39317		,2,2	FASTENER, BLOCKING PIN
29	38749		1,1,1	COVER, CONTROL HOUSING (PORT)
30	37812A1		1,,	HANDLE ASSEMBLY, CONTROL
	37812A1		,2,2	HANDLE ASSEMBLY, CONTROL
31	74326		1,,	BUTTON, CONTROL HANDLE
	74326		,2,2	BUTTON, CONTROL HANDLE
32	10-37805		1,,	SCREW, SET - CONTROL HANDLE
	10-37805		,2,2	SCREW, SET - CONTROL HANDLE
33	37813		1,,	GRIP, CONTROL HANDLE (BLACK)
	37813		,2,2	GRIP, CONTROL HANDLE (BLACK)
34	10-35963		4,4,4	SCREW, REMOTE CONTROL
35	12-24664		4,4,4	WASHER, REMOTE CONTROL SCREW
36	11-20361		4,4,4	NUT, REMOTE CONTROL SCREW
37	64340		,1,1	HOUSING, REMOTE CONTROL (CENTER)
38	23-37594		,2,2	BUSHING, NYLON - THROTTLE AND SHAFT CAMS (7/8" I D)
39	37802		,1,1	PLATE, RETAINER - CENTER HOUSING
40	10-37804		,1,1	SCREW, RETAINER PLATE TO CENTER HOUSING (1")
41	84-63511A3		1,,	HARNESS ASSEMBLY, SHIFT CONTROL
	84-63511A3		,2,	HARNESS ASSEMBLY, SHIFT CONTROL
	84-79683A2		,,2	HARNESS ASSEMBLY, SHIFT CONTROL
42	10-48591		1,,	SCREW, CABLE TO SHIFT TO SHIFT MOTOR BRACKET (1/2")
	10-48591		,2,2	SCREW, CABLE TO SHIFT TO SHIFT MOTOR BRACKET (1/2")
43	13-26996		1,,	WASHER, SHIFT MOTOR BRACKET SCREW
	13-26996		,2,2	WASHER, SHIFT MOTOR BRACKET SCREW
44	11-20645		1,,	NUT, SHIFT MOTOR BRACKET SCREW

CONTINUED ON NEXT PAGE ➡

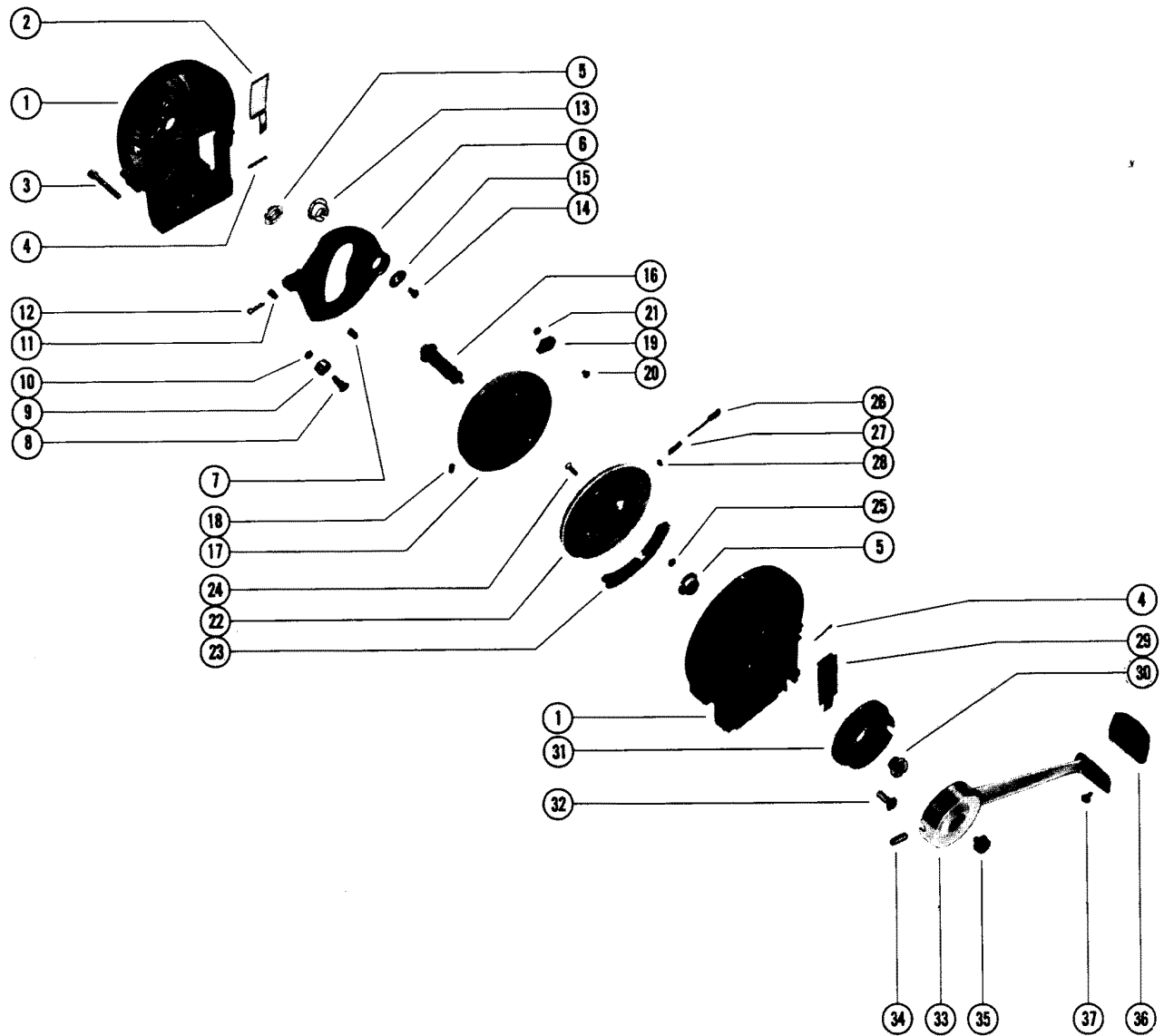
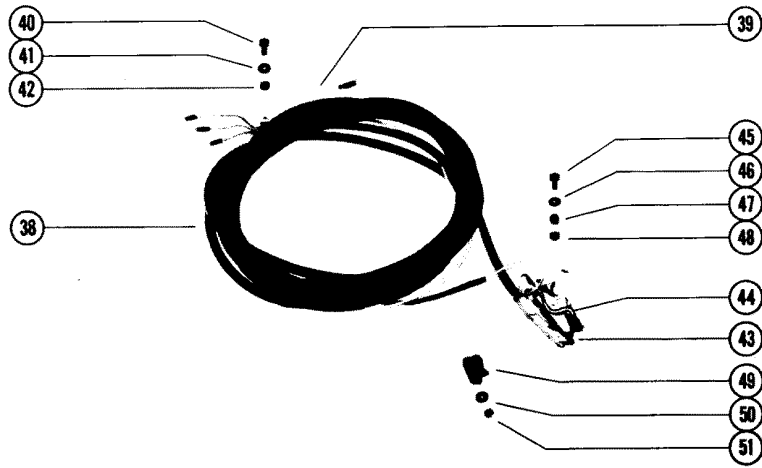
REMOTE CONTROL ASSEMBLY, COMPLETE (64327A1 / A2 / A9)



REMOTE CONTROL ASSEMBLY, COMPLETE (64327A1 / A2 / A9)

REF. NO.	PART NO.	SYM.	QTY.	DESCRIPTION
44	11-20645		,2,2	NUT, SHIFT MOTOR BRACKET SCREW
45	84-61601A5		1,,	CABLE ASSEMBLY, BATTERY (WHITE 60)
	84-61601A5		,2,2	CABLE ASSEMBLY, BATTERY (WHITE 60)
46	63979A5		1,,	SWITCH AND PLATE ASSEMBLY, SHIFT CONTROL
	63979A5		,2,	SWITCH AND PLATE ASSEMBLY, SHIFT CONTROL
	63976A6		,,2	SWITCH AND PLATE ASSEMBLY, SHIFT CONTROL
47	84-63433-3		1,,	CABLE, SWITCH (YELLOW - 3 7/8")
	84-63433-3		,2,2	CABLE, SWITCH (YELLOW - 3 7/8")
48	10-64331		2,,	SCREW, SWITCH AND PLATE TO CONTROL HOUSING (1/2")
	10-64331		,4,4	SCREW, SWITCH AND PLATE TO CONTROL HOUSING (1/2")
	10-64330		L,,	SCREW, SWITCH AND PLATE TO CONTROL HOUSING (5/8")
	10-64330		,2,2	SCREW, SWITCH AND PLATE TO CONTROL HOUSING (5/8")
49	13-26423		3,,	LOCKWASHER, SWITCH AND PLATE SCREW
	13-26423		,6,6	LOCKWASHER, SWITCH AND PLATE SCREW
50	23-31309		3,,	SPACER, SWITCH AND PLATE SCREW
	23-31309		,6,6	SPACER, SWITCH AND PLATE SCREW
51	11-55821		3,,	NUT, SWITCH AND PLATE SCREW
	11-55821		,6,6	NUT, SWITCH AND PLATE SCREW
52	54-22740		1,1,1	CLIP, NYLON - SHIFT CONTROL SWITCH HARNESS
53	12-26014		1,1,1	WASHER HARNESS CLIP SCREW
54	11-29236		1,,	NUT, HARNESS CLIP SCREW
	11-29236		,2,2	NUT, HARNESS CLIP SCREW
-	55642A3		1,,	TRIM CONTROL PANEL ASSTY(SEE BREAKDOWN IN MERC II-TR PARTS LIST)
-	55642A3		,2,	TRIM CONTROL PANEL ASSTY(SEE BREAKDOWN IN MERC II-TR PARTS LIST)

REMOTE CONTROL ASSEMBLY (PANEL MOUNT)(56326A1 / A5)

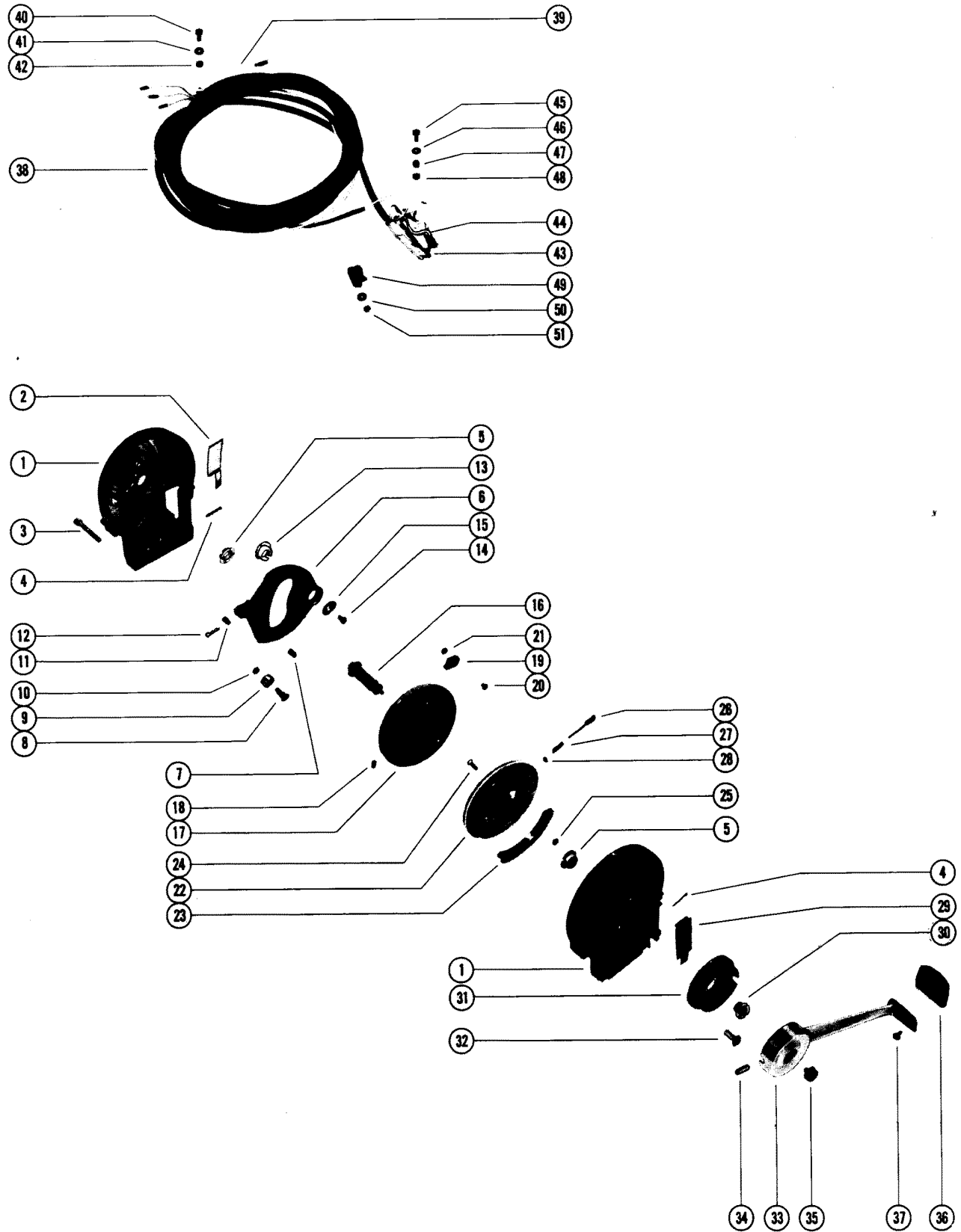


REMOTE CONTROL ASSEMBLY (PANEL MOUNT)(56326A1 / A5)

REF. NO.	PART NO.	SYM.	QTY.	DESCRIPTION
-	64326A1		1,	REMOTE CONTROL ASSEMBLY, COMP. (PANEL MOUNTED) - STARBOARD
-	64326A5		,1	REMOTE CONTROL ASSEMBLY, COMP. (PANEL MOUNTED) - STARBOARD
1	64326A2		1,1	HOUSING ASSEMBLY, REMOTE CONTROL (PORT AND STARBOARD)
2	38749		1,1	COVER, CONTROL HOUSING (PORT)
3	10-37803		4,4	SCREW, CONTROL HOUSING CLAMPING (1 3/4")
4	18-32857		2,2	COTTER PIN, CONTROL CABLE TO CONTROL HOUSING
5	23-37593		2,2	BUSHING, NYLON - THROTTLE AND SHIFT CAMS (11/16" I. D.)
6	70135A3		1,1	LEVER ASSEMBLY, THROTTLE
7	19-58776		2,2	PLUG, THROTTLE LEVER
8	17-37603		1,1	PIN, CAM ROLLER TO THROTTLE LEVER
9	60784		1,1	CAM ROLLER, THROTTLE LEVER
10	11-37800		1,1	NUT, CAM ROLLER PIN
11	17-37801		1,1	PIN, CONTROL CABLE TO THROTTLE LEVER
12	18-37809		2,2	PIN (HAIR), CONTROL CABLE PIN
13	23-33589		1,1	BUSHING, NYLON - THROTTLE LEVER (5/8" I. D.)
14	10-34676		1,	SCREW, THROTTLE LEVER TO CONTROL HOUSING (1/2")
	10-85072		,1	SCREW, THROTTLE LEVER TO CONTROL HOUSING (1/2")
15	12-34675		1,1	WASHER, RETAINING - THROTTLE LEVER SCREW
16	37832A3		1,1	SHAFT ASSEMBLY, CONTROL
17	56417		1,1	CAM, THROTTLE
18	10-37942		1,1	SCREW, SET - THROTTLE CAM
19	56409		1,1	SPACER, REVERSE STOP - THROTTLE CAM
20	10-56423		1,1	SCREW, REVERSE STOP SPACER
21	11-24656		1,1	NUT, REVERSE STOP SPACER SCREW
22	64333		1,1	CAM, SHIFT
23	64334		1,1	INSERT, SHIFT CAM
24	10-55751		3,3	SCREW, INSERT
25	11-24656		3,3	NUT, INSERT SCREW
26	17-37599A2		1,1	PIN ASSEMBLY, BLOCKING
27	24-38872		1,1	SPRING, COMPRESSION
28	13-39317		1,1	FASTENER, BLOCKING PIN
29	38750		1,1	COVER, CONTROL HOUSING (STARBOARD)
30	23-37593		1,1	BUSHING, NYLON - CONTROL HANDLE
31	56765		1,1	BEZEL, REMOTE CONTROL TO MOUNTING PANEL
32	10-62577		3,3	SCREW, BEZEL TO REMOTE CONTROL (7/8")
	10-62576		3,3	SCREW, BEZEL TO REMOTE CONTROL (1 1/8")
33	37822		1,1	HANDLE, CONTROL
34	10-37805		1,1	SCREW, SET - CONTROL HANDLE TO CONTROL SHAFT
35	74326		1,1	BUTTON, CONTROL HANDLE(PART OF CONTROL SHAFT ASSEMBLY)

CONTINUED ON NEXT PAGE ➡

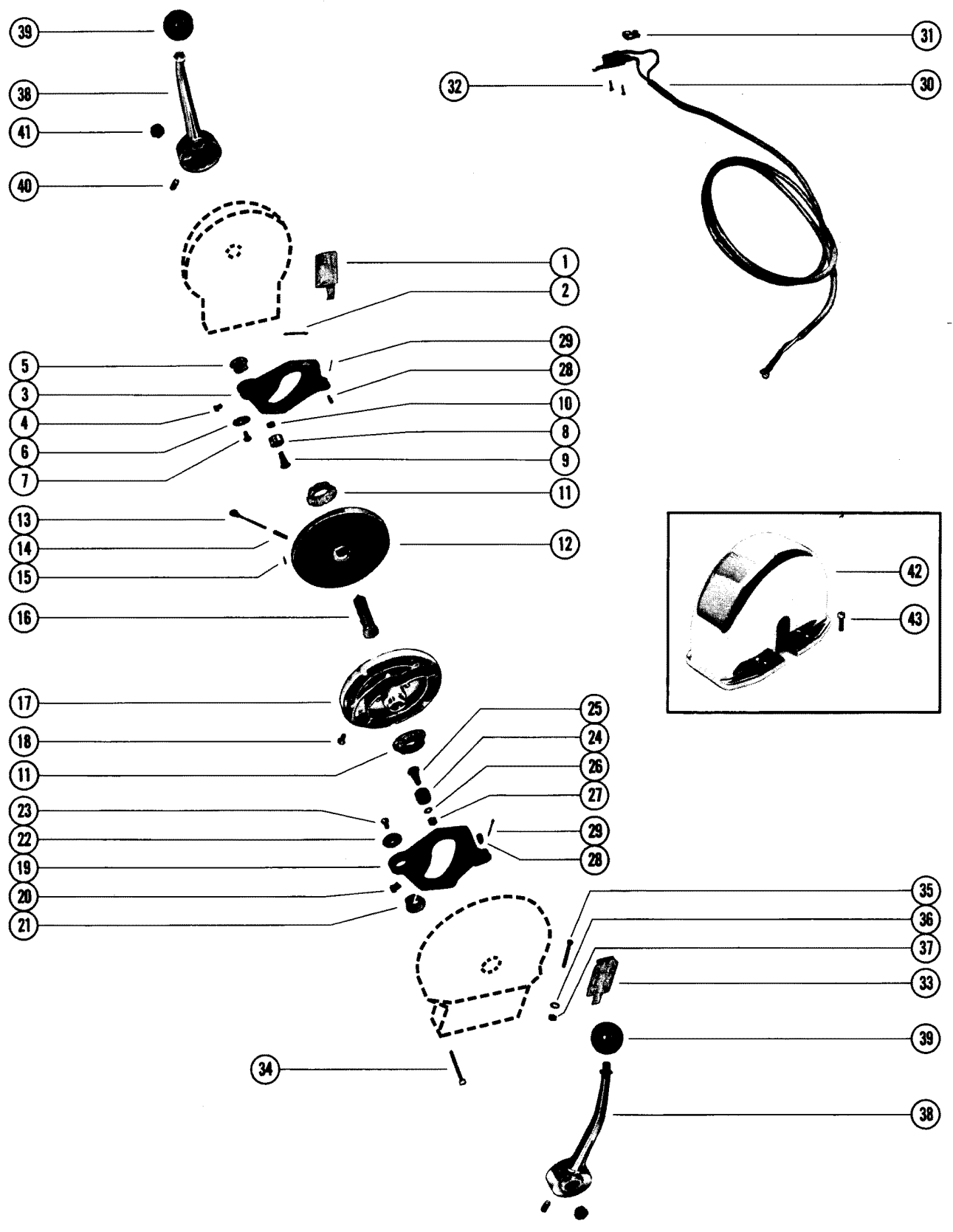
REMOTE CONTROL ASSEMBLY (PANEL MOUNT)(56326A1 / A5)



REMOTE CONTROL ASSEMBLY (PANEL MOUNT)(56326A1 / A5)

REF. NO.	PART NO.	SYM.	QTY.	DESCRIPTION
36	36005		1,1	GRIP, CONTROL HANDLE
37	10-37342		2,2	SCREW, GRIP TO CONTROL HANDLE
38	84-63511A3		1,	HARNESS ASSEMBLY, SHIFT CONTROL
	84-79683A2		,1	HARNESS ASSEMBLY, SHIFT CONTROL
39	84-61601A5		1,1	CABLE ASSEMBLY, BATTERY (WHITE 60)
40	10-48591		1,1	SCREW, CABLE TO SHIFT MOTOR BRACKET (1/2")
41	13-26996		1,1	WASHER, SHIFT MOTOR BRACKET SCREW
42	11-20645		1,1	NUT, SHIFT MOTOR BRACKET SCREW
43	63979A5		1,	SWITCH AND PLATE ASSEMBLY, SHIFT CONTROL
	63979A6		,1	SWITCH AND PLATE ASSEMBLY, SHIFT CONTROL
44	84-63433-3		1,1	CABLE, SWITCH (YELLOW - 3 7/8")
45	10-64331		1,1	SCREW, SWITCH AND PLATE TO CONTROL HOUSING (5/8")
	10-64330		2,2	SCREW, SWITCH AND PLATE TO CONTROL HOUSING (1/2")
46	13-26423		3,3	LOCKWASHER, SWITCH AND PLATE SCREW
47	23-31309		3,3	SPACER, SWITCH AND PLATE SCREW
48	11-55821		3,3	NUT, SWITCH AND PLATE SCREW
49	54-22740		1,1	CLIP, NYLON - SHIFT CONTROL SWITCH HARNESS
50	12-26014		1,1	WASHER, HARNESS CLIP SCREWS
51	11-29236		1,1	NUT, HARNESS CLIP SCREW
-	55642A3		,1	TRIM CONTROL PANEL ASSTY(SEE BREAKDOWN IN MERC.II-TR PARTS LIST)

REMOTE CONTROL ASY (COMPACT - CONSOLE MOUNT)(68831A1)



REMOTE CONTROL ASY (COMPACT - CONSOLE MOUNT)(68831A1)

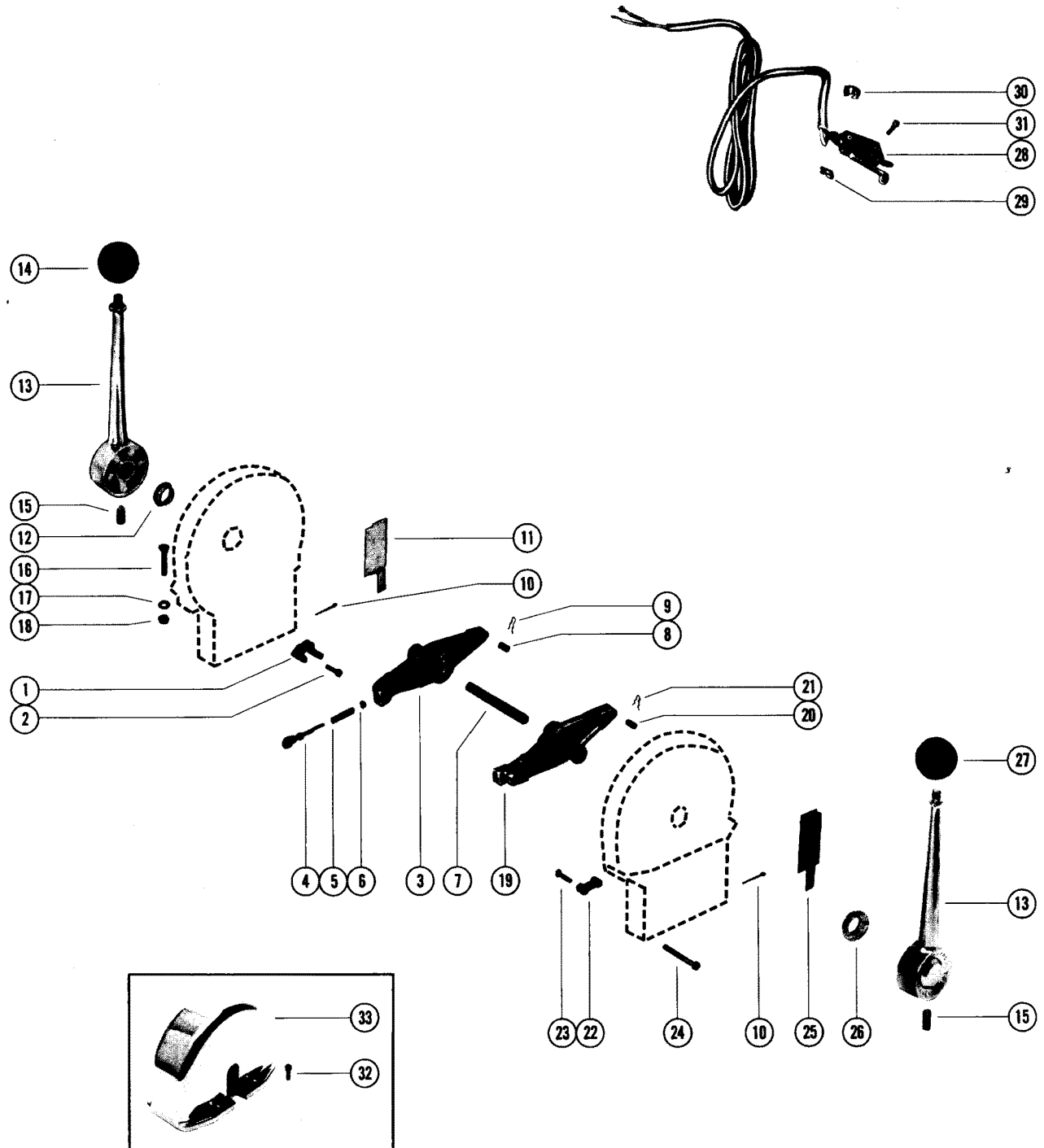
REF. NO.	PART NO.	SYM.	QTY.	DESCRIPTION
-	68831A1		1	REMOTE CONTROL ASSEMBLY, COMPLETE (SINGLE INSTALLATION) SEE NOTE
1	38749		1	COVER, CONTROL HOUSING (STARBOARD)
2	18-32857		2	COTTER PIN, CONTROL CABLE TO CONTROL HOUSING
3	58777A3		1	LEVER ASSEMBLY, SHIFT
4	19-58776		1	PLUG, SHIFT LEVER
5	23-33589		1	BUSHING, NYLON - SHIFT LEVER (5/8" I. D.)
6	12-34675		1	WASHER, RETAINING - SHIFT LEVER SCREW
7	10-34676		1	SCREW, SHIFT LEVER TO CONTROL HOUSING AND CENTER HOUSING (1/2")
8	60784		2	CAM ROLLER, SHIFT LEVER
9	17-37603		2	PIN, CAM ROLLER TO SHIFT LEVER
10	11-37800		2	NUT, CAM ROLLER PIN
11	23-37593		2	BUSHING, NYLON-THROTTLE/SHIFT CAMS TO CONTROL HSG. (11/16" I. D.)
12	37607		1	CAM, SHIFT
13	17-37599A2		1	PIN ASSEMBLY, BLOCKING - SHIFT CAM
14	24-38872		1	SPRING, COMPRESSION - BLOCKING PIN
15	13-39317		1	FASTENER, BLOCKING PIN TO SHIFT CAM
16	68844A2		1	SHAFT ASSEMBLY, CONTROL
17	37608		1	CAM, THROTTLE
18	10-37942		1	SCREW, SET - THROTTLE CAM
19	58777A3		1	LEVER ASSEMBLY, THROTTLE
20	19-58776		1	PLUG, THROTTLE LEVER
21	23-33589		1	BUSHING, NYLON - THROTTLE LEVER (5/8" I. D.)
22	12-34675		1	WASHER, RETAINING - THROTTLE LEVER SCREW
23	10-34676		1	SCREW, THROTTLE LEVER TO CONTROL HOUSING AND CENTER HOUSING (1/2)
24	60784		1	CAM ROLLER, THROTTLE LEVER
25	17-37603		1	PIN, CAM ROLLER TO THROTTLE LEVER
26	12-35950		1	WASHER, CAM ROLLER PIN
27	11-37800		1	NUT, CAM ROLLER PIN
28	17-37801		2	PIN, CONTROL CABLE TO THROTTLE AND SHIFT LEVERS
29	18-37809		3	PIN (HAIR), CONTROL CABLE PIN
30	36004A4		1	SWITCH AND HARNESS ASSEMBLY, SAFETY
31	36286		2	TAB RECEPTACLE, SAFETY SWITCH
-	54-20387		1	CLAMP, SAFETY SWITCH
32	10-36003		2	SCREW, SAFETY SWITCH TO CONTROL HOUSING (5/8")
33	38750		1	COVER, CONTROL HOUSING (PORT)
34	10-37803		4	SCREW, CONTROL HOUSING CLAMPING (1 3/4")
35	10-68848		4	SCREW, REMOTE CONTROL TO BOAT (1 1/2")
36	12-24664		4	WASHER, REMOTE CONTROL SCREW
37	11-20361		4	NUT, REMOTE CONTROL SCREW
38	37812A1		1	HANDLE, CONTROL

CONTINUED ON NEXT PAGE ➡

REMOTE CONTROL ASY (COMPACT - CONSOLE MOUNT)(68831A1)

REF. NO.	PART NO.	SYM.	QTY.	DESCRIPTION
39	37813		1	GRIP, CONTROL HANDLE (BLACK)
40	10-37805		1	SCREW, SET - CONTROL HANDLE TO CONTROL SHAFT
41	62231		1	BUTTON, CONTROL HANDLE
42	65444		1	CONTROL COVER
43	10-68849		4	SCREW, COVER TO CONTROL HOUSING (1/4")

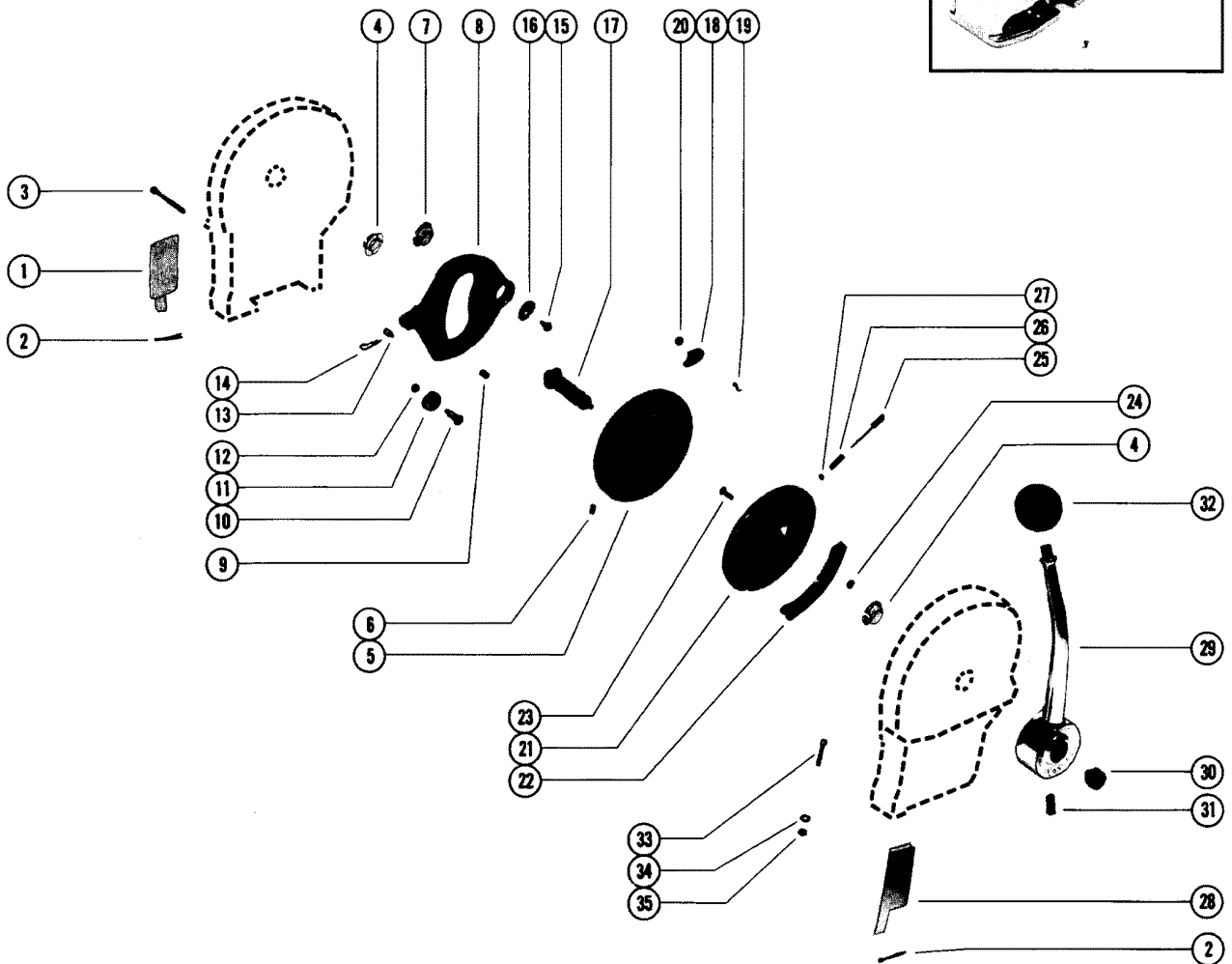
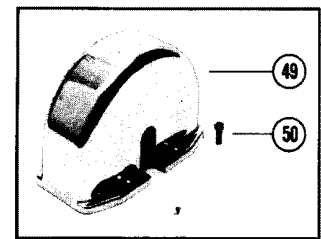
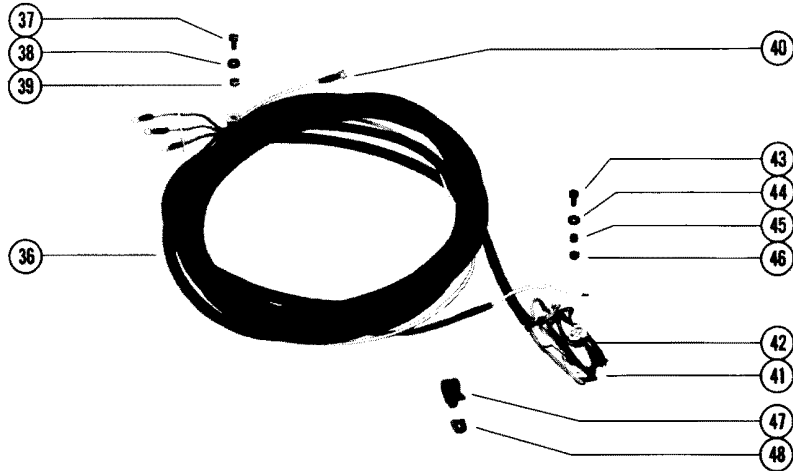
REMOTE CONTROL ASY (TOP MOUNT - CONSOLE)(68833A1)



REMOTE CONTROL ASY (TOP MOUNT - CONSOLE)(68833A1)

REF. NO.	PART NO.	SYM.	QTY.	DESCRIPTION
-	68833A1		1	REMOTE CONTROL ASSEMBLY, TOP MOUNTED-TWO LEVER-SEE NOTE
1	58502		1	BLOCK, STOP - CONTROL HOUSING
2	10-57937		2	SCREW, STOP BLOCK TO CONTROL HOUSING (9/16")
3	68842		1	LEVER, SHIFT
4	17-39577A2		1	PIN ASSEMBLY, DETENT - SHIFT LEVER
5	24-38872		1	SPRING, COMPRESSION - SHIFT LEVER DETENT PIN
6	13-39317		1	FASTENER, DETENT PIN TO SHIFT LEVER
7	38283		1	SHAFT, CONTROL
8	17-37801		1	PIN, CONTROL CABLE TO SHIFT LEVER
9	18-37809		1	PIN, CONTROL CABLE TO SHIFT LEVER PIN
10	18-32857		2	COTTER PIN, CONTROL CABLE TO CONTROL HOUSING
11	38749		1	COVER, CONTROL HOUSING (STARBOARD)
12	23-37593		1	BUSHING, NYLON - SHIFT LEVER (11/16" I D)
13	69613		2	HANDLE, THROTTLE AND SHIFT
14	37813		1	KNOB, SHIFT HANDLE (BLACK)
15	10-37805		2	SCREW, SET - HANDLE TO LEVER
16	10-68848		4	SCREW, REMOTE CONTROL TO BOAT (1 1/2")
17	12-24664		4	WASHER, REMOTE CONTROL SCREW
18	11-20361		4	NUT, REMOTE CONTROL SCREW
19	68842		1	LEVER, THROTTLE
20	17-37801		1	PIN, CONTROL CABLE TO THROTTLE LEVER
21	18-37809		1	PIN, CONTROL CABLE TO THROTTLE LEVER PIN
22	57303		1	BLOCK, STOP - CONTROL HOUSING
23	10-57937		2	SCREW, STOP BLOCK TO CONTROL HOUSING (9/16")
24	10-37803		4	SCREW, CONTROL HOUSING CLAMPING (1 3/4")
25	38750		1	COVER, CONTROL HOUSING (PORT)
26	23-37593		1	BUSHING, NYLON - THROTTLE LEVER (11/16" I D)
27	38293		1	KNOB, THROTTLE HANDLE (RED)
28	36004A4		1	SWITCH AND HARNESS ASSEMBLY, SAFETY
29	36286		2	TAB RECEPTACLE, SWITCH HARNESS
30	54-20387		1	CLAMP, SWITCH HARNESS
31	10-36003		2	SCREW, SAFETY SWITCH TO CONTROL HOUSING (5/8")
-	57303		1	BLOCK, STOP
-	10-59143		2	SCREW, STOP BLOCK ATTACHING (1 1/4")
32	65420		1	CONTROL COVER
33	10-68849		1	SCREW, COVER TO CONTROL HOUSING (1/4")

REMOTE CONTROL ASSEMBLY, COMPLETE (68832A1 / A2)

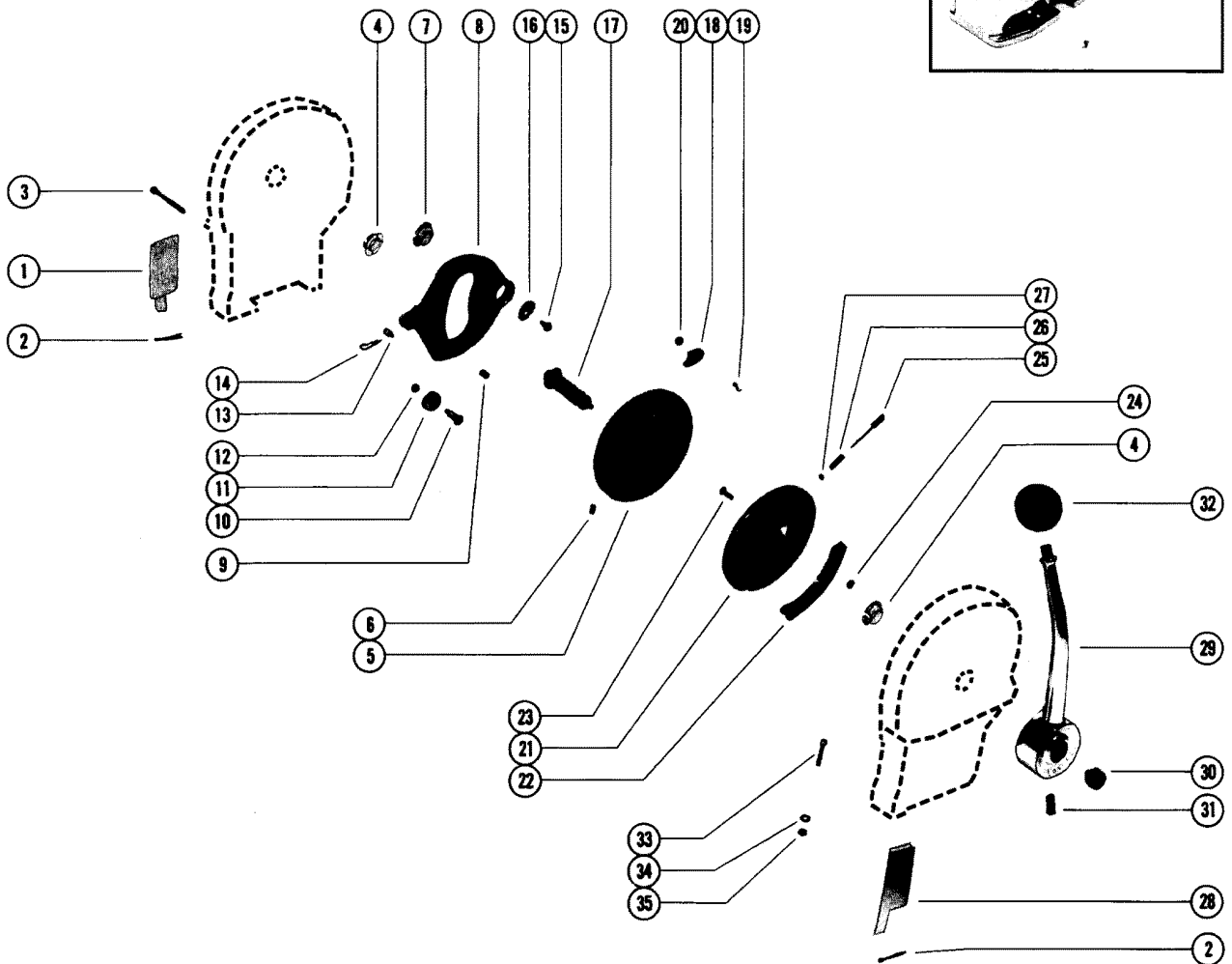
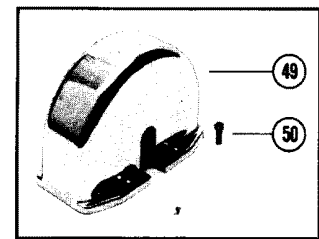
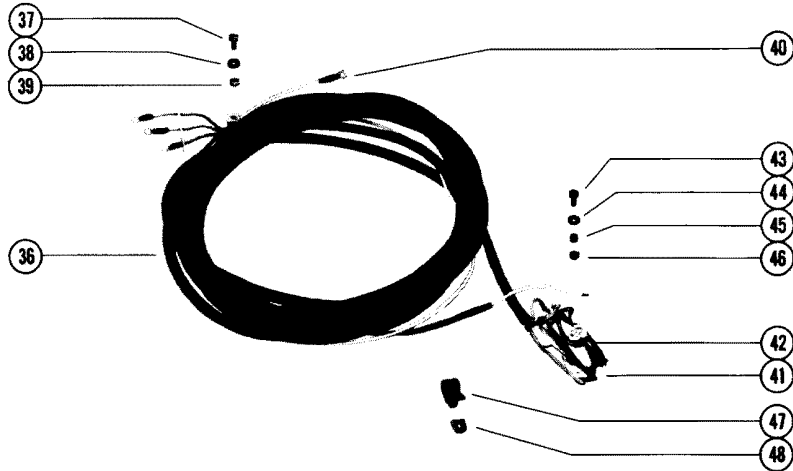


REMOTE CONTROL ASSEMBLY, COMPLETE (68832A1 / A2)

REF. NO.	PART NO.	SYM.	QTY.	DESCRIPTION
-	68832A1		1,	REMOTE CONTROL ASSEMBLY, COMPLETE (SINGLE INSTALLATION)
-	68832A2		,1	REMOTE CONTROL ASSEMBLY, COMPLETE (SINGLE INSTALLATION)
1	38750		1,1	COVER, CONTROL HOUSING (STARBOARD)
2	18-32857		2,2	COTTER PIN, CONTROL CABLE TO CONTROL HOUSING
3	10-37803		4,4	SCREW, CONTROL HOUSING CLAMPING (1 3/4")
4	23-37593		2,2	BUSHING, NYLON - THROTTLE AND SHAFT CAMS (11/16" I.D.)
5	56417		1,1	CAM, THROTTLE
6	10-37942		1,1	SCREW, SET - THROTTLE CAM
7	23-33589		1,1	BUSHING, NYLON - THROTTLE LEVER (5/8" I. D.)
8	70135A3		1,1	LEVER ASSEMBLY, THROTTLE
9	19-58776		2,2	PLUG, THROTTLE LEVER
10	17-37603		1,1	PIN, CAM ROLLER TO THROTTLE LEVER
11	60784		1,1	CAM ROLLER, THROTTLE LEVER
12	11-37800		1,1	NUT, CAM ROLLER PIN
13	17-37801		1,1	PIN, CONTROL CABLE TO THROTTLE LEVER
14	18-37809		2,2	PIN (HAIR), CONTROL CABLE PIN
15	10-34676		1,1	SCREW, THROTTLE LEVER TO CONTROL HOUSING (1/2")
	10-85072		0	SCREW, THROTTLE LEVER TO CONTROL HOUSING (1/2")
16	12-34675		,1	WASHER, RETAINING - THROTTLE LEVER SCREW
17	68844A2		1,1	SHAFT ASSEMBLY, CONTROL
18	56409		1,1	SPACER, REVERSE STOP
19	10-56423		1,1	SCREW, REVERSE STOP SPACER
20	11-24656		1,1	NUT, REVERSE STOP SPACER SCREW
21	64333		1,1	CAM, SHIFT
22	64334		1,1	INSERT, SHIFT CAM
23	10-55751		3,3	SCREW, INSERT TO SHIFT CAM (5/8")
24	11-24656		3,3	NUT, INSERT SCREW
25	17-37599A2		1,1	PIN ASSEMBLY, BLOCKING
26	24-38872		1,1	SPRING, COMPRESSION
27	13-39317		1,1	FASTENER, BLOCKING PIN
28	38749		1,1	COVER, CONTROL HOUSING (PORT)
29	37812A1		1,1	HANDLE ASSEMBLY, CONTROL
30	74326		1,1	BUTTON, CONTROL HANDLE
31	10-37805		1,1	SCREW, SET - CONTROL HANDLE
32	37813		1,1	GRIP, CONTROL HANDLE (BLACK)
33	10-68848		4,4	SCREW, REMOTE CONTROL
34	12-24664		4,4	WASHER, REMOTE CONTROL SCREW
35	11-20361		4,4	NUT, REMOTE CONTROL SCREW
36	84-63511A3		1,	HARNESS ASSEMBLY, SHIFT CONTROL
	84-79683A2		,1	HARNESS ASSEMBLY, SHIFT CONTROL
37	10-48591		1,1	SCREW, CABLE TO SHIFT MOTOR BRACKET (1/2")

CONTINUED ON NEXT PAGE ➡

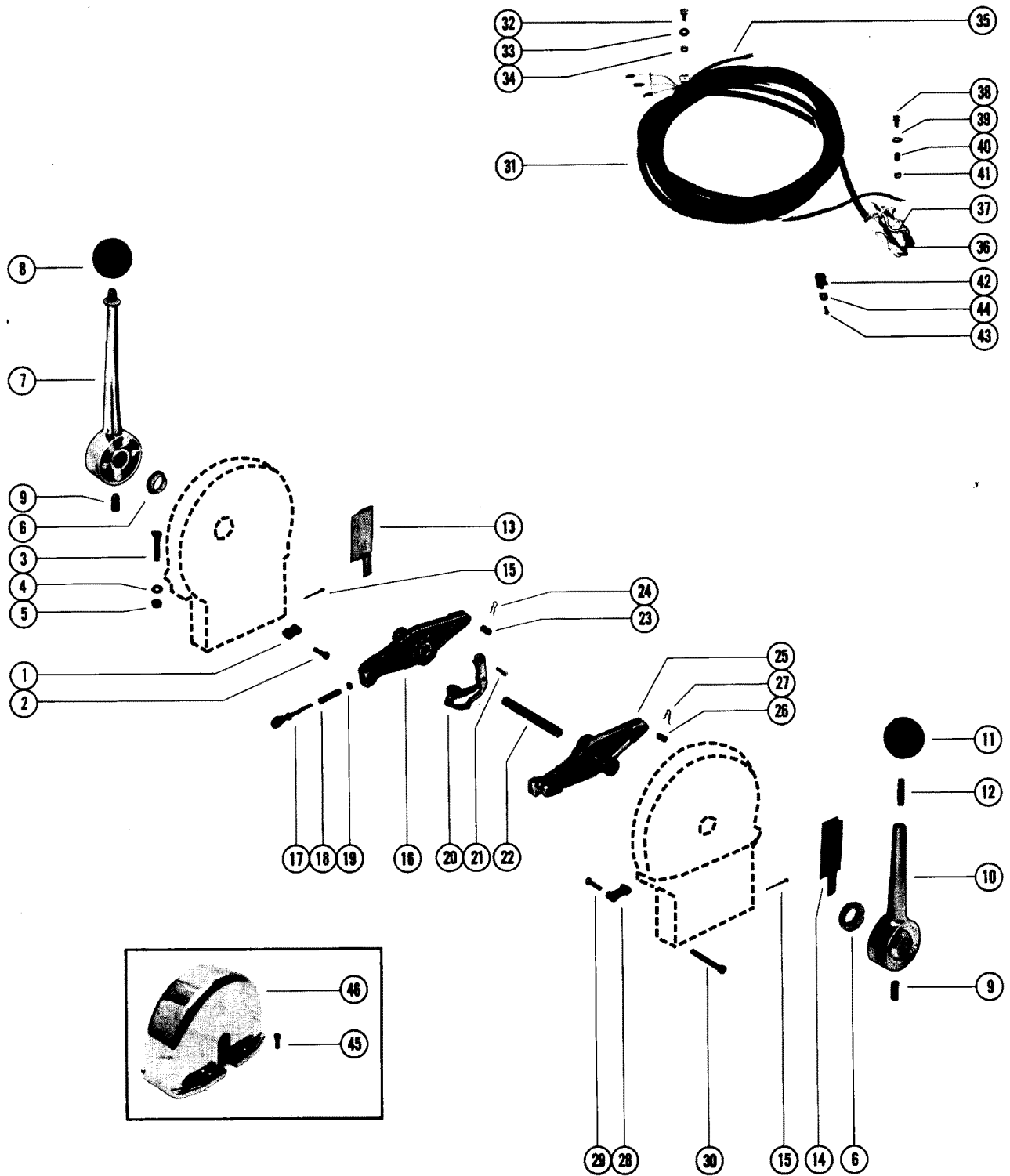
REMOTE CONTROL ASSEMBLY, COMPLETE (68832A1 / A2)



REMOTE CONTROL ASSEMBLY, COMPLETE (68832A1 / A2)

REF. NO.	PART NO.	SYM.	QTY.	DESCRIPTION
38	13-26996		1,1	WASHER, SHIFT MOTOR BRACKET SCREW
39	11-20645		1,1	NUT, SHIFT MOTOR BRACKET SCREW
40	84-61601A5		1,1	CABLE ASSEMBLY, BATTERY (WHITE 60")
41	63979A5		1,	SWITCH AND PLATE ASSEMBLY, SHIFT CONTROL
	63979A6		0	SWITCH AND PLATE ASSEMBLY, SHIFT CONTROL
42	84-63433-3		1,	CABLE, SWITCH (YELLOW - 3 7/8")
	84-63433-7		0	CABLE, SWITCH (YELLOW - 2 3/4")
43	10-64331		1,1	SCREW, SWITCH AND PLATE TO CONTROL HOUSING (1/2")
	10-64330		2,2	SCREW, SWITCH AND PLATE TO CONTROL HOUSING (5/8")
44	13-26423		3,3	LOCKWASHER, SWITCH AND PLATE SCREW
45	23-31309		3,3	SPACER, SWITCH AND PLATE SCREW
46	11-55821		3,3	NUT, SWITCH AND PLATE SCREW
47	54-22740		1,1	CLIP, NYLON - SHIFT CONTROL SWITCH HARNESS
48	12-26014		1,1	WASHER, HARNESS CLIP SCREW
49	65444		1,1	CONTROL COVER
50	10-68849		4,4	SCREW,COVER TO CONTROL HOUSING

REMOTE CONTROL ASY (TOP MOUNT - CONSOLE)(68843A1 / A2)

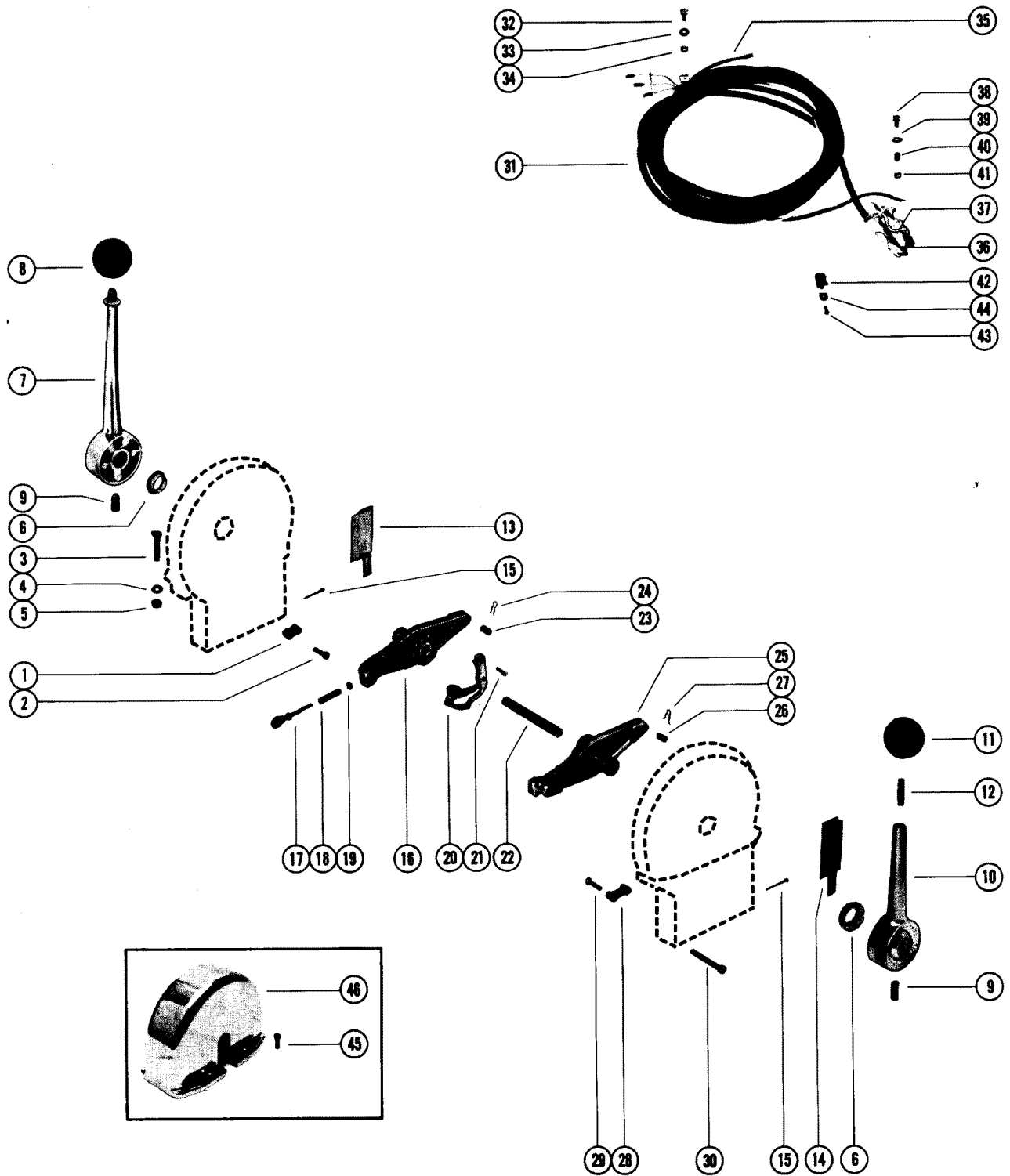


REMOTE CONTROL ASY (TOP MOUNT - CONSOLE)(68843A1 / A2)

REF. NO.	PART NO.	SYM.	QTY.	DESCRIPTION
-	68834A1		1,	REMOTE CONTROL ASSEMBLY, TOP MOUNTED - TWO LEVER
-	68834A2		,1	REMOTE CONTROL ASSEMBLY, TOP MOUNTED - TWO LEVER
1	63973		1,1	BLOCK, STOP - STARBOARD CONTROL HOUSING
2	10-20668		2,2	SCREW, STOP BLOCK TO STARBOARD CONTROL HOUSING (7/16")
3	10-68848		4,4	SCREW, REMOTE CONTROL TO BOAT (1 1/2 ")
4	12-24664		4,4	WASHER, REMOTE CONTROL SCREW
5	11-20361		4,4	NUT, REMOTE CONTROL SCREW
6	23-37593		2,2	BUSHING, NYLON - SHIFT AND THROTTLE LEVERS (11/16" I.D.)
7	69613		1,1	HANDLE, THROTTLE
8	38293		1,1	KNOB, THROTTLE HANDLE (RED)
9	10-37805		2,2	SCREW, SET - THROTTLE/SHIFT HANDLES TO THROTTLE/SHIFT LEVERS
10	69612		1,1	HANDLE, SHIFT
11	37813		1,1	KNOB, SHIFT HANDLE (BLACK)
12	16-58152		1,1	STUD, KNOB TO SHIFT HANDLE
13	38749		1,1	COVER, CONTROL HOUSING (STARBOARD)
14	38750		1,1	COVER, CONTROL HOUSING (PORT)
15	18-32857		2,2	COTTER PIN, CONTROL CABLE TO CONTROL HOUSING
16	68843		1,1	LEVER, SHIFT
17	17-39577A2		1,1	PIN ASSEMBLY, DETENT
18	24-55802		1,1	SPRING, COMPRESSION
19	13-39317		1,1	FASTENER, DETENT PIN
20	63996		1,1	CAM, SHIFT
21	10-57300		3,3	SCREW, SHIFT CAM
22	38283		1,1	SHAFT, CONTROL
23	17-37801		1,1	PIN, CONTROL CABLE
24	18-37809		3,3	PIN, CONTROL CABLE
25	68842		1,1	LEVER, THROTTLE
26	17-37801		1,1	PIN, CONTROL CABLE TO THROTTLE LEVER
27	18-37809		1,1	PIN, CONTROL CABLE TO THROTTLE LEVER PIN
28	63973		1,1	BLOCK, STOP - PORT CONTROL HOUSING
29	10-20668		2,2	SCREW, STOP BLOCK TO PORT CONTROL HOUSING (7/16")
30	10-37803		4,4	SCREW, CONTROL HOUSING CLAMPING (1 3/4")
31	84-63511A2		1,	HARNESS ASSEMBLY, SHIFT CONTROL
	84-79683A1		,1	HARNESS ASSEMBLY, SHIFT CONTROL
32	10-48591		1,1	SCREW, CABLE TO SHIFT MOTOR BRACKET (1/2")
33	13-26996		1,1	WASHER, SHIFT MOTOR BRACKET SCREW
34	11-20645		1,1	NUT, SHIFT MOTOR BRACKET SCREW
35	84-61601A5		1,1	CABLE ASSEMBLY, BATTERY (WHITE - 60")
36	63979A5		1,1	SHIFT AND PLATE ASSEMBLY, SHIFT CONTROL

CONTINUED ON NEXT PAGE ➡

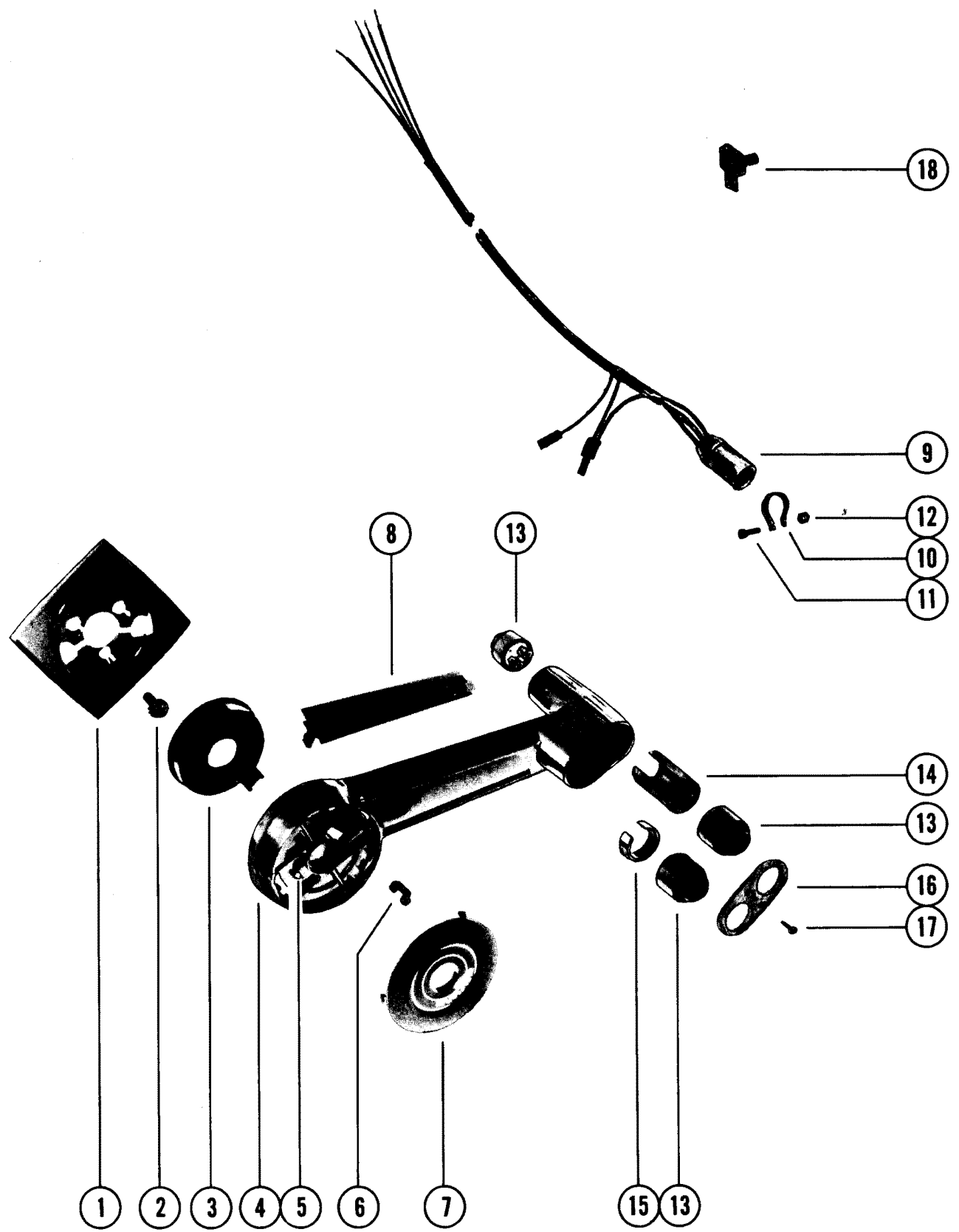
REMOTE CONTROL ASY (TOP MOUNT - CONSOLE)(68843A1 / A2)



REMOTE CONTROL ASY (TOP MOUNT - CONSOLE)(68843A1 / A2)

REF. NO.	PART NO.	SYM.	QTY.	DESCRIPTION
37	84-63433-3		1,	CABLE, SWITCH (YELLOW - 3 7/8")
	84-63433-7		,1	CABLE, SWITCH (YELLOW - 2 3/4")
38	10-21267		3,3	SCREW, SWITCH AND PLATE TO CONTROL HOUSING (1 7/8")
39	13-26423		3,3	LOCKWASHER, SWITCH AND PLATE SCREW
40	23-56639		3,3	SPACER, SWITCH AND PLATE SCREW
41	11-55821		3,3	NUT, SWITCH AND PLATE SCREW
42	54-22740		1,1	CLIP, NYLON - SWITCH HARNESS
43	10-24880		1,1	SCREW, HARNESS CLIP ATTACHING (3/8")
44	22789		1,1	"D" WASHER, HARNESS CLIP SCREW
45	10-68849		4,4	SCREW, COVER TO CONTROL HOUSING (1/4")
46	65420		1,1	CONTROL COVER

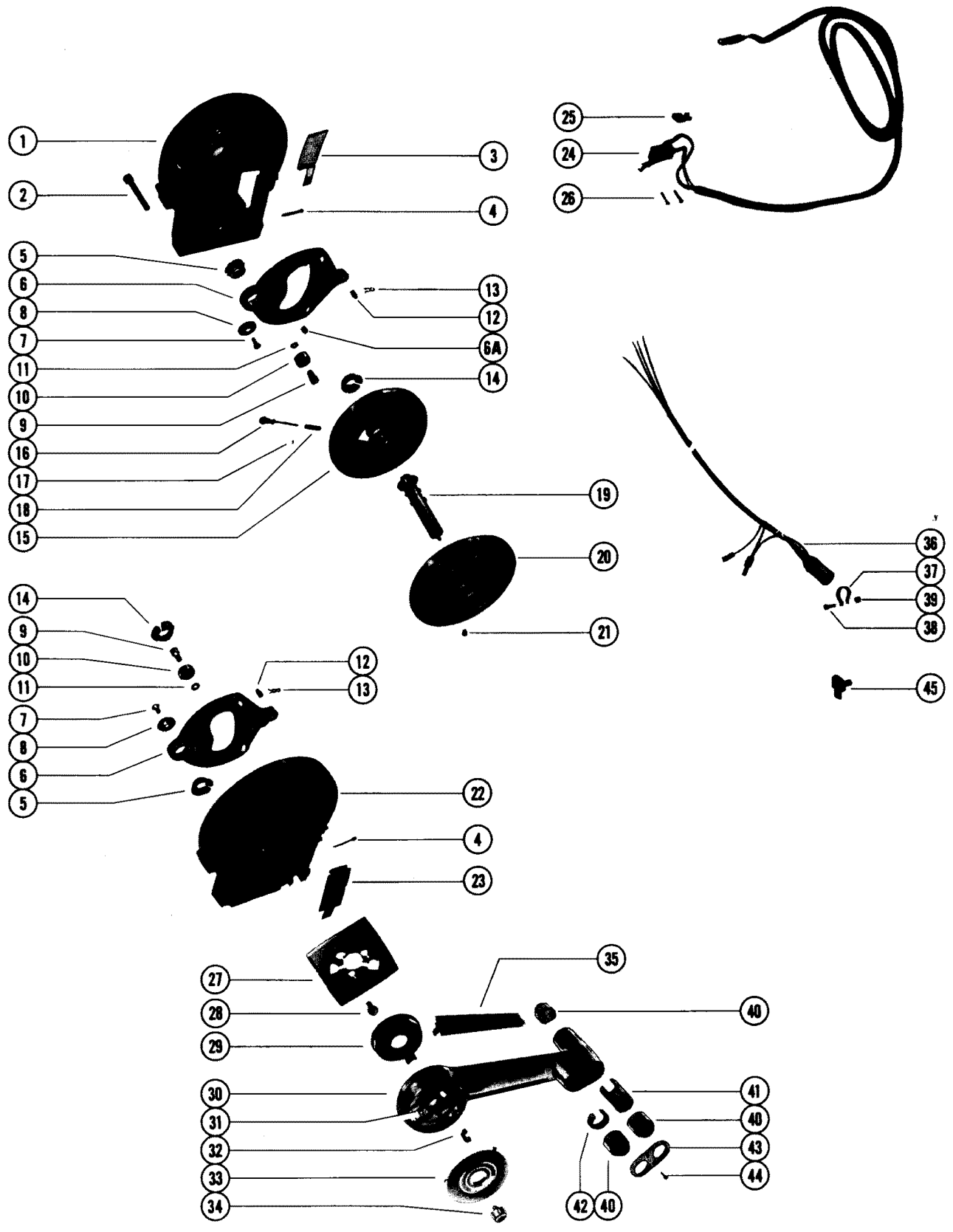
CONTROL HANDLE ASSEMBLY (TRIM SWITCH)



CONTROL HANDLE ASSEMBLY (TRIM SWITCH)

REF. NO.	PART NO.	SYM.	QTY.	DESCRIPTION
-	77663A2		1	CONTROL HANDLE ASSEMBLY, TRIM SWITCH
1	77662		1	BEZEL, REMOTE CONTROL
2	10-62576		3	SCREW, BEZEL ATTACHING (1 1/8")
	10-62577		3	SCREW, BEZEL ATTACHING (7/8")
3	77659		1	COVER, WIRING HARNESS
4	77663		1	HANDLE, CONTROL
5	10-78875		1	SET SCREW, CONTROL HANDLE TO SHAFT
6	25-78842		1	GROMMET, CONTROL HANDLE
7	77660A1		1	COVER ASSEMBLY, CONTROL HANDLE
8	77661		1	COVER, CONTROL HANDLE (REAR)
9	84-77701		1	WIRING HARNESS, CONTROL HANDLE
10	54-46770		1	CLAMP, WIRING HARNESS
11	10-29227		1	SCREW, WIRING HARNESS CLAMP
12	11-34388		1	NUT, WIRING HARNESS CLAMP
13	55738A1		3	SWITCH ASSEMBLY, TRIM
14	23-77658		1	SPACER, CONTROL HANDLE
15	23-77702		1	SPACER, CONTROL HANDLE
16	55720		1	RETAINER, TRIM SWITCHES
17	10-55750		2	SCREW, RETAINER TO CONTROL HANDLE (3/8 ")
18	88-79149		1	CIRCUIT BREAKER (20 AMP)

REMOTE CONTROL ASSEMBLY (PANEL MOUNTED WITH TRIM SWITCH)

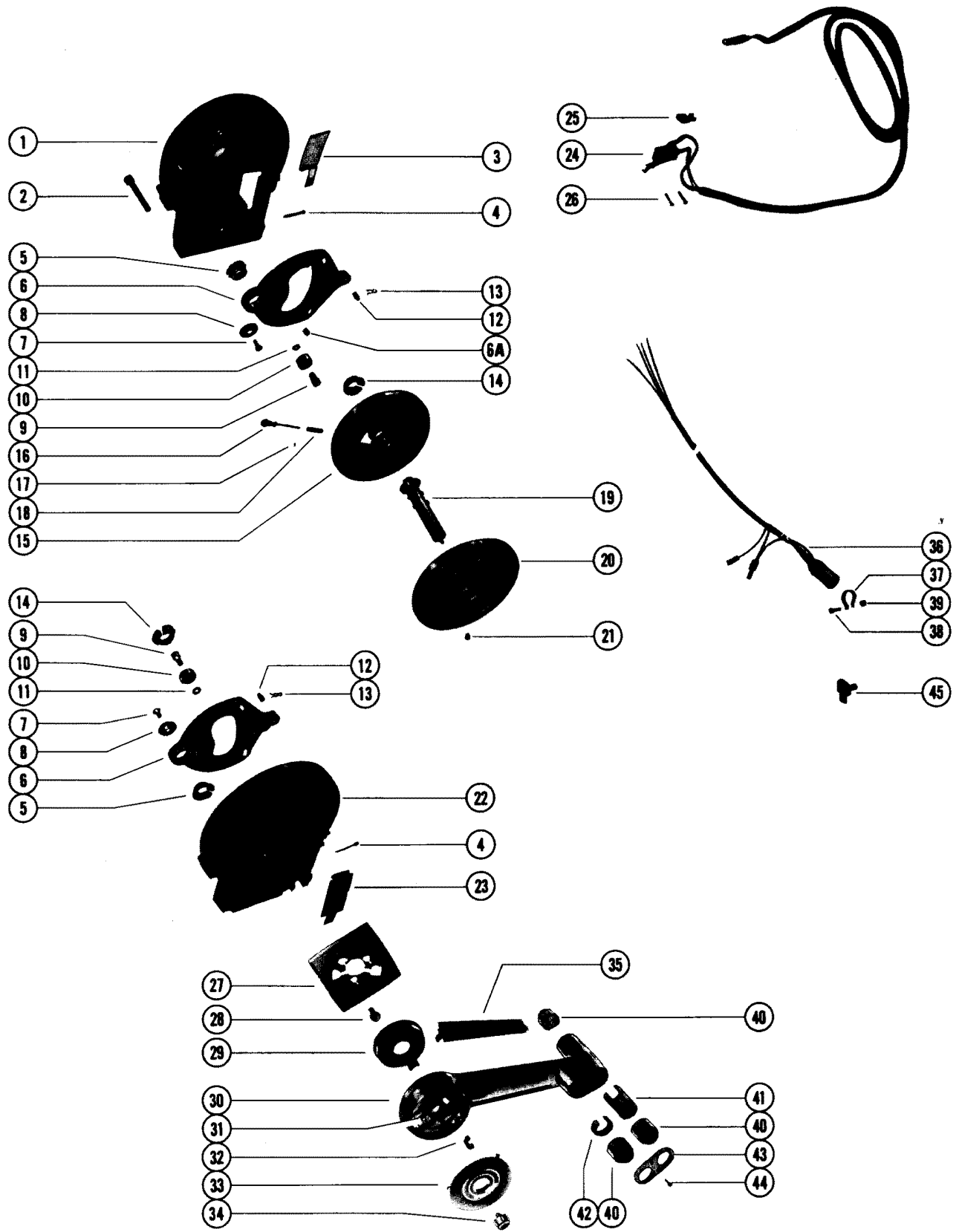


REMOTE CONTROL ASSEMBLY (PANEL MOUNTED WITH TRIM SWITCH)

REF. NO.	PART NO.	SYM.	QTY.	DESCRIPTION
-	37782A3		1,	REMOTE CONTROL ASSEMBLY, COMPLETE (PANEL MOUNTED)-STARBOARD
-	37782A4		,1	REMOTE CONTROL ASSEMBLY, COMPLETE (PANEL MOUNTED)-PORT
1	37783		1,	HOUSING, REMOTE CONTROL (STARBOARD)
	37785		,1	HOUSING, REMOTE CONTROL (STARBOARD)-NOTASSHOWN
2	10-37803		4,4	SCREW, REMOTE CONTROL HOUSING CLAMPING
3	38749		1,1	COVER, CONTROL HOUSING (STARBOARD)
4	18-32857		2,2	COTTER PIN, CONTROL CABLE TO CONTROL HOUSING
5	23-33589		2,2	BUSHING, NYLON - SHIFT AND THROTTLE LEVER (5/8" I.D.)
6	70135A3		2,2	LEVER, SHIFT AND THROTTLE
6A	19-58776		4,4	PLUG, THROTTLE AND SHIFT LEVER
7	10-85072		2,2	SCREW, SHIFT AND THROTTLE LEVER TO CONTROL HOUSING
8	12-34675		2,2	WASHER, RETAINING - SHIFT AND THROTTLE LEVER SCREW
9	17-37603		3,3	PIN, CAM ROLLER TO SHIFT AND THROTTLE LEVER SCREW
10	60784		3,3	CAM ROLLER, SHIFT AND THROTTLE LEVER
11	11-37800		3,3	NUT, CAM ROLLER PIN
12	17-37801		2,2	PIN, CONTROL CABLE TO SHIFT AND THROTTLE LEVER
13	18-37809		2,2	PIN, CONTROL CABLE TO SHIFT AND THROTTLE LEVER
14	23-37593		3,3	BUSHING, NYLON - SHIFT CAM (11/16" I.D.)
15	37607		1,1	CAM, SHIFT
16	17-37599A2		1,1	PIN ASSEMBLY, BLOCKING - SHIFT CAM
17	13-39317		1,1	FASTENER, BLOCKING PIN TO SHIFT CAM
18	24-38872		1,1	SPRING, COMPRESSION - BLOCKING PIN
19	37832A3		1,1	SHAFT ASSEMBLY,CONTROL
20	37608		1,1	CAM, THROTTLE
21	10-37942		1,1	SCREW, SET - THROTTLE CAM
22	37784		1,	HOUSING, REMOTE CONTROL (PORT)
	37786		,1	HOUSING, REMOTE CONTROL (PORT)DNOT AS SHOWN
23	38750		1,1	COVER, CONTROL HOUSING (PORT)
24	36004A4		1,1	SWITCH AND HARNESS ASSEMBLY, SAFETY
25	36286		2,2	TAB RECEPTACLE, SAFETY SWITCH
-	54-20387		1,1	CLAMP, SAFETY SWITCH
26	10-36003		2,2	SCREW, SAFETY SWITCH TO CONTROL HOUSING
27	77662		1,1	BEZEL, REMOTE CONTROL
28	10-62576		3,3	SCREW,BEZEL ATTACHING (1 1/8")
	10-62577		3,3	SCREW,BEZEL ATTACHING (7/8")
29	77659		1,1	COVER,WIRING HARNESS
30	77663		1,1	HANDLE, CONTROL
31	10-78875		1,1	SET SCREW, CONTROL HANDLE TO SHAFT

CONTINUED ON NEXT PAGE ➡

REMOTE CONTROL ASSEMBLY (PANEL MOUNTED WITH TRIM SWITCH)



REMOTE CONTROL ASSEMBLY (PANEL MOUNTED WITH TRIM SWITCH)

REF. NO.	PART NO.	SYM.	QTY.	DESCRIPTION
32	25-78842		1,1	GROMMET, CONTROL HANDLE
33	77660A1		1,1	COVER ASSEMBLY, CONTROL HANDLE
34	74326		1,1	BUTTON, CONTROL HANDLE
35	77661		1,1	COVER, CONTROL HANDLE (REAR)
36	84-77701		1,1	WIRING HARNESS, CONTROL HANDLE
37	54-46770		1,1	CLAMP, WIRING HARNESS
38	10-29227		1,1	SCREW, WIRING HARNESS CLAMP
39	11-34388		1,1	NUT, WIRING HARNESS CLAMP
40	55738A1		3,3	SWITCH ASSEMBLY, TRIM
41	23-77658		1,1	SPACER, CONTROL HANDLE
42	23-77702		1,1	SPACER, CONTROL HANDLE
43	55720		1,1	RETAINER, TRIM SWITCHES
44	10-55750		2,2	SCREW, RETAINER TO CONTROL HANDLE (3/8")
45	88-79149		1,1	CIRCUIT BREAKER (20 AMP)

PARTS INDEX

Part Number	Description	Pg.	Ref. No.	Part Number	Description	Pg.	Ref. No.
20007	ANCHOR, CABLE END - GEAR RACK	41	3	25260	INNER WIRE, REMOTE CONTROL CABLE (100 FT.ROLL)	39	--
20007	ANCHOR, CABLE END GUIDE	13	-	25260	INNER WIRE, REMOTE CONTROL CABLE (100 FT.ROLL)	41	--
20007	ANCHOR, CABLE END GUIDE	39	8	26183A5	EMBLEM, CONTROL HANDLE	5	49
20007	ANCHOR, CABLE END GUIDE	41	8	29371A1	BRACKET ASSEMBLY, EXTENSION (NO LONGER AVAILABLE)	49	1
20007	ANCHOR, CABLE END-GEAR RACK	39	3	29373	COUPLING, CONTROL CABLE TO ROD (NO LONGER AVAILABLE)	49	3
20175	GUIDE, CABLE CONTROL END	41	7	29377A1	REMOTE CONTROL EXTENSION KIT (NO LONGER AVAILABLE)	49	-
20552	CONNECTOR, THROTTLE AND SHIFT	39	6	29564--S	REMOTE CONTROL CABLE ASSEMBLY SEE CABLE LENGTHS LISTED	39	1
20552	CONNECTOR, THROTTLE AND SHIFT	41	6	29572	LEVER, THROTTLE CONTROL	5	46
20552	CONNECTOR, THROTTLE AND SHIFT	41	6	29573	BLOCK, CONTROL CABLE ANCHOR	3	16
22789	"D" WASHER, CLIP FASTENING SCREW	39	16	29574	ACTUATOR, LINK AND THROTTLE SECTOR	3	5
22789	"D" WASHER, CLIP FASTENING SCREW	41	16	29576	LINK, THROTTLE - ACTUATOR AND SECTOR GEAR	3	7
22789	"D" WASHER, HARNESS CLIP SCREW	103	44	29577	GEAR RACK, NYLON (NOT AS SHOWN)	41	2
22789	"D" WASHER, HARNESS CLIP SCREW	63	51	29577	GEAR RACK, NYLON (NOT AS SHOWN)	39	2
22789	"D" WASHER, HARNESS CLIP SCREW	63	51	29578A1	THROTTLE SHAFT AND LINK ASSEMBLY	3	13
22789	"D" WASHER, HARNESS CLIP SCREW	67	49	29630	CAM FOLLOWER, THROTTLE LINK	3	23
22789	"D" WASHER, HARNESS CLIP SCREW	71	38	29640	PLATE, RACK RETAINING	3	2
22789	"D" WASHER, HARNESS CLIP SCREW	79	46	29647	PLATE, SEPARATOR - CONTROL CABLE ANCHOR	3	11
22789	"D" WASHER, SAFETY SWITCH CABLE CLIP SCREW	3	37	29675A2	CONTROL HANDLE ASSEMBLY, THROTTLE AND SHIFT	5	48
22789	"D" WASHER, SAFETY SWITCH HARNESS CLIP SCREW	21	53	29700A1	REMOTE CONTROL DUAL INSTALLATION KIT	47	-
22789	"D" WASHER, SAFETY SWITCH LEADS CLIP SCREW	7	31	29880	GUIDE, CABLE - CONTROL END	13	-
22789	"D" WASHER, SAFETY SWITCH HARNESS CLIP SCREW	17	52	29880	GUIDE, CABLE - CONTROL END	13	40
22789	"D" WASHER, SHIFT CONTROL CABLE CLIP SCREW	55	10	29880	GUIDE, CABLE CONTROL END	39	7
22789	"D" WASHER, SHIFT CONTROL CABLE CLIP SCREW	75	78	29880	GUIDE, CABLE CONTROL END	41	7
22789	"D" WASHER, TRIM CONTROL HARNESS CLIP SCREW	55	14	29934A1	TRUNNION AND INSERT ASSEMBLY (BRASS)	39	13
22789	"D" WASHER, TRIM CONTROL HARNESS CLIP SCREW	55	14	29934A1	TRUNNION AND INSERT ASSEMBLY (BRASS)	41	13
22789	"D" WASHER, TRIM CONTROL HARNESS CLIP SCREW	75	61	29935	INSERT, CABLE END TUBE (STEEL)	39	14

PARTS INDEX

Part Number	Description	Pg.	Ref. No.	Part Number	Description	Pg.	Ref. No.
29935	INSERT, CABLE END TUBE (STEEL)	41	14	34670	LEVER, NEUTRAL WARM-UP - CONTROL HOUSING (WHITE)	7	17
30032A	REMOTE CONTROL CABLE ASS Y, ENGINE END(SEE NOTE)	49	9	34670-2	LEVER, NEUTRAL WARM-UP - CONTROL HOUSING (BLACK)	7	17
30032A	REMOTE CONTROL CABLE ASSEMBLY(ENGINE END) CABLE LEGTHS LISTED BELOW	41	1	34671	LEVER, THROTTLE - CONTROL HOUSING	7	4
30033A	REMOTE CONTROL CABLE ASSEMBLY(CONTROL END) CABLE LEGTHS LISTED BELOW	41	1	34672	CAM ROLLER, THROTTLE LEVER	7	7
30033A	REMOTE CONTROL CABLE ASSTY, CONTROL END . .	49	10	34679	PLATE, THRUST - CONTROL HOUSING	7	11
30047A1	CONTROL LEVER ASSEMBLY (PORT)	47	1	34681	HOUSING, REMOTE CONTROL (PORT)	7	32
30048A1	CONTROL LEVER ASSEMBLY (STARBOARD)	47	3	34682	LEVER, SHIFT - CONTROL HOUSING	9	39
30203A1	HOUSING, REMOTE CONTROL - STARBOARD	3	1	34689	LEVER, CONTROL (WHITE)	9	34
30866A1	SAFETY SWITCH AND CABLE ASSEMBLY	3	34	34689-2	LEVER, CONTROL (BLACK)	9	34
30986	HOUSING, REMOTE CONTROL - PORT	3	27	34744A1	REMOTE CONTROL ASSEMBLY, COMPLETE SEE NOTE	7	-
31370	BALL, TENSION - DRIVE GEAR	3	28	34766A1	REMOTE CONTROL DUAL INSTALLATION KIT (WHITE)	45	1
31621A1	REMOTE CONTROL ASSEMBLY (SEE NOTE) .	3	-	34766A2	REMOTE CONTROL DUAL INSTALLATION KIT (BLACK)	45	1
32669A1	REMOTE CONTROL ASSEMBLY, TOP MOUNTED (SEE NOTE 1)	11	-	34992	ROLLER, DETENT SPRING .	7	3
32706	BLOCK, SPACER - REMOTE CONTRD CABLE ANCHOR	13	-	35158A1	REMOTE CONTROL HSTALLATION KIT (WHITE)	43	1
32706	BLOCK, SPACER - REMOTE CONTROL CABLE ANCHOR	13	48	35158A2	REMOTE CONTROL HSTALLATION KIT (BLACK)	43	1
34173	ARM, INSIDE - THROTTLE AND SHIFT	11	27	35648	CAM, THROTTLE	15	20
34174	BARREL, DETENT SPRING - DETENT PLATE	11	10	35648	CAM, THROTTLE	19	20
34176	PLATE, DETENT - REMOTE CONTROL HOUSING	11	4	35649	LEVER, SHIFT	15	3
34177	HANDLE, THROTTLE - INSIDE ARM SHAFT (SHORT)	11	16	35649	LEVER, SHIFT	19	3
34179	SHAFT, INSIDE ARM SHAFT	11	25	35649	LEVER, THROTTLE	15	22
34186	HANDLE, SHIFT - INSIDE ARM SHAFT (LONG)	11	14	35649	LEVER, THROTTLE	19	23
34187	KNOB, SHIFT HANDLE (WHITE)	11	15	35650	CAM, SHIFT	15	16
34190	KNOB, THROTTLE HANDLE (RED)	11	17	35650	CAM, SHIFT	19	16
34555A	REMOTE CONTROL CABLE ASSEMBLY SEE CABLE LENGTHS LISTED	39	1	35651A1	REMOTE CONTROL ASSEMBLY, COMPLETE (CONSOLE MOUNTED)SEE NOTE . . .	15	-
34621A1	SWITCH AND CABLE ASSEMBLY, SAFETY	7	25	35819A1	SHAFT, CONTROL ASSEMBLY	15	19
34669	HOUSING, REMOTE CONTROL (STARBOARD)	7	1	35940	HOUSING, REMOTE CONTROL (STARBOARD)	15	1
				35941	HOUSING, REMOTE CONTROL (PORT)	15	34
				35942	ROLLER GUIDE SHIFT LEVER	19	12
				35942	ROLLER GUIDE, SHIFT LEVER	15	12
				35942	ROLLER GUIDE, THROTTLE LEVER	15	30
				35942	ROLLER GUIDE, THROTTLE LEVER	19	31

PARTS INDEX

Part Number	Description	Pg.	Ref. No.	Part Number	Description	Pg.	Ref. No.
35943	CAM ROLLER, SHIFT LEVER	15	7	36286	TAB RECEPTACLE, SAFETY SWITCH	107	25
35943	CAM ROLLER, SHIFT LEVER	19	7	36286	TAB RECEPTACLE, SWITCH HARNESS	17	48
35943	CAM ROLLER, THROTTLE LEVER	15	27	36286	TAB RECEPTACLE, SWITCH HARNESS	21	49
35943	CAM ROLLER, THROTTLE LEVER	19	28	36286	TAB RECEPTACLE, SWITCH HARNESS	35	31
35956	BUTTON, CONTROL HANDLE	15	38	36286	TAB RECEPTACLE, SWITCH HARNESS	95	29
36004A1	SWITCH AND HARNESS ASSEMBLY, SAFETY	17	47	36885	GRIP, CONTROL LEVER (BLACK)	9	35
36004A1	SWITCH AND HARNESS ASSEMBLY, SAFETY	21	48	37357	HOUSING, REMOTE CONTROL (STARBOARD)- NOT AS SHOWN	19	1
36004A1	SWITCH AND HARNESS ASSEMBLY, SAFETY	25	38	37358	HOUSING, REMOTE CONTROL (PORT) - NOT AS SHOWN	19	35
36004A1	SWITCH AND HARNESS ASSEMBLY, SAFETY	25	38	37404A	REMOTE CONTROL CABLE ASSEMBLY, DUAL STATION(SEE NOTE 2)	13	-
36004A1	SWITCH AND HARNESS ASSEMBLY, SAFETY	31	48	37580A1	REMOTE CONTROL ASSEMBLY, COMPLETE (SINGLE INSTALLATION) SEE NOTE	23	-
36004A1	SWITCH AND HARNESS ASSEMBLY, SAFETY	33	30	37580A2	REMOTE CONTROL ASSEMBLY, COMPLETE (DUAL INSTALLATION) SEE NOTE	23	-
36004A4	SWITCH AND HARNESS ASSEMBLY, SAFETY	91	30	37581	HOUSING, REMOTE CONTROL (STARBOARD)	23	1
36004A4	SWITCH AND HARNESS ASSEMBLY, SAFETY	95	28	37582	HOUSING, REMOTE CONTROL (PORT)	25	41
36004A4	SWITCH AND HARNESS ASSEMBLY, SAFETY	107	24	37582	HOUSING, REMOTE CONTROL (STARBOARD)	81	1
36005	GRIP, CONTROL HANDLE	15	36	37583	HOUSING, REMOTE CONTROL (CENTER)	25	35
36005	GRIP, CONTROL HANDLE	21	39	37584	LEVER, SHIFT	23	4
36005	GRIP, CONTROL HANDLE	31	46	37584	LEVER, SHIFT	23	4
36005	GRIP, CONTROL HANDLE	31	46	37584	LEVER, SHIFT	29	6
36005	GRIP, CONTROL HANDLE	65	38	37584	LEVER, THROTTLE	25	23
36005	GRIP, CONTROL HANDLE	89	36	37584	LEVER, THROTTLE	25	23
36044	HANDLE, CONTROL	21	38	37584	LEVER, THROTTLE	29	28
36047	HANDLE, CONTROL	15	35	37596A1	SHAFT ASSEMBLY, CONTROL	23	19
36048A1	SHAFT, CONTROL ASSEMBLY	19	19	37596A1	SHAFT ASSEMBLY, CONTROL	59	18
36051	BEZEL, REMOTE CONTROL TO MOUNTING PANEL	19	36	37596A2	SHAFT ASSEMBLY, CONTROL	23	19
36052	HOUSING, REMOTE CONTROL (STARBOARD)	19	1	37596A2	SHAFT ASSEMBLY, CONTROL	59	18
36053	HOUSING, REMOTE CONTROL (PORT)	19	35	37596A5	SHAFT ASSEMBLY, CONTROL	81	18
36077A1	REMOTE CONTROL ASSEMBLY, COMPLETE PANEL MOUNTED- STARBOARD SEE NOTE	19	-	37596A6	SHAFT ASSEMBLY, CONTROL	81	18
36077A2	REMOTE CONTROL ASSEMBLY, COMPLETE PANEL MOUNTED- PORT SEE NOTE	19	-	37602	BUTTON, CONTROL HANDLE	27	50
36201A40	INNER WIRE, REMOTE CONTROL CABLE (40 FT.)WITH TERMINAL SWEDGED ON END	39	--	37602	BUTTON, CONTROL HANDLE	27	50
36286	TAB RECEPTACLE, SAFETY SWITCH	25	39				
36286	TAB RECEPTACLE, SAFETY SWITCH	25	39				
36286	TAB RECEPTACLE, SAFETY SWITCH	31	49				

PARTS INDEX

Part Number	Description	Pg.	Ref. No.	Part Number	Description	Pg.	Ref. No.
37602	BUTTON, CONTROL HANDLE	61	32	37783	HOUSING, REMOTE CONTROL (STARBOARD)	29	1
37602	BUTTON, CONTROL HANDLE	61	32	37783	HOUSING, REMOTE CONTROL (STARBOARD)	107	1
37602	BUTTON, CONTROL HANDLE	65	37	37784	HOUSING, REMOTE CONTROL (PORT)	29	26
37604	ROLLER GUIDE, SHIFT LEVER	23	12	37784	HOUSING, REMOTE CONTROL (PORT)	107	22
37604	ROLLER GUIDE, SHIFT LEVER	23	12	37785	HOUSING, REMOTE CONTROL (STARBOARD)-NOT AS SHOWN	29	1
37604	ROLLER GUIDE, SHIFT LEVER	29	13	37785	HOUSING, REMOTE CONTROL (STARBOARD)-NOTASSHOWN	107	1
37604	ROLLER GUIDE, THROTTLE LEVER	25	31	37786	HOUSING, REMOTE CONTROL (PORT) - NOT AS SHOWN	29	26
37604	ROLLER GUIDE, THROTTLE LEVER	25	31	37786	HOUSING, REMOTE CONTROL (PORT)DNOT AS SHOWN	107	22
37604	ROLLER GUIDE, THROTTLE LEVER	29	35	37802	PLATE, RETAINER - CENTER HOUSING	25	36
37606	CAM ROLLER, SHIFT LEVER	23	8	37802	PLATE, RETAINER - CENTER HOUSING	61	40
37606	CAM ROLLER, SHIFT LEVER	23	8	37802	PLATE, RETAINER - CENTER HOUSING	83	39
37606	CAM ROLLER, SHIFT LEVER	29	10	37812	HANDLE, CONTROL	27	47
37606	CAM ROLLER, THROTTLE LEVER	25	27	37812	HANDLE, CONTROL	27	47
37606	CAM ROLLER, THROTTLE LEVER	25	27	37812	HANDLE, CONTROL	61	31
37606	CAM ROLLER, THROTTLE LEVER	29	32	37812	HANDLE, CONTROL	61	31
37606	CAM ROLLER, THROTTLE LEVER	59	12	37812A1	HANDLE ASSEMBLY, CONTROL	83	30
37606	CAM ROLLER, THROTTLE LEVER	59	12	37812A1	HANDLE ASSEMBLY, CONTROL	83	30
37606	CAM ROLLER, THROTTLE LEVER	65	9	37812A1	HANDLE ASSEMBLY, CONTROL	97	29
37607	CAM, SHIFT	23	15	37812A1	HANDLE, CONTROL	91	38
37607	CAM, SHIFT	23	15	37813	GRIP, CONTROL HANDLE	61	34
37607	CAM, SHIFT	29	18	37813	GRIP, CONTROL HANDLE	61	34
37607	CAM, SHIFT	91	12	37813	GRIP, CONTROL HANDLE (BLACK)	27	48
37607	CAM, SHIFT	107	15	37813	GRIP, CONTROL HANDLE (BLACK)	27	48
37608	CAM, THROTTLE	23	20	37813	GRIP, CONTROL HANDLE (BLACK)	83	33
37608	CAM, THROTTLE	23	20	37813	GRIP, CONTROL HANDLE (BLACK)	83	33
37608	CAM, THROTTLE	29	23	37813	GRIP, CONTROL HANDLE (BLACK)	93	39
37608	CAM, THROTTLE	91	17	37813	GRIP, CONTROL HANDLE (BLACK)	97	32
37608	CAM, THROTTLE	107	20	37813	KNOB, SHIFT HANDLE (BLACK)	33	15
37669	BUTTON, CONTROL HANDLE	21	41	37813	KNOB, SHIFT HANDLE (BLACK)	69	12
37782A1	REMOTE CONTROL ASSEMBLY, COMPLETE (PANEL MOUNTED) - STARBOARD	29	-	37813	KNOB, SHIFT HANDLE (BLACK)	77	12
37782A2	REMOTE CONTROL ASSEMBLY, COMPLETE (PANEL MOUNTED) - PORT	29	-	37813	KNOB, SHIFT HANDLE (BLACK)	95	14
37782A3	REMOTE CONTROL ASSEMBLY, COMPLETE (PANEL MOUNTED)-STARBOARD	107	-				
37782A4	REMOTE CONTROL ASSEMBLY, COMPLETE (PANEL MOUNTED)-PORT	107	-				

PARTS INDEX

Part Number	Description	Pg.	Ref. No.	Part Number	Description	Pg.	Ref. No.
37820	BEZEL, REMOTE CONTROL TO MOUNTING PANEL . . .	31	40	38749	COVER, CONTROL HOUSING (PORT)	87	2
37822	HANDLE, CONTROL	31	43	38749	COVER, CONTROL HOUSING (PORT)	97	28
37822	HANDLE, CONTROL	65	35	38749	COVER, CONTROL HOUSING (STARBOARD)	23	2
37822	HANDLE, CONTROL	87	33	38749	COVER, CONTROL HOUSING (STARBOARD)	29	3
37832A1	SHAFT ASSEMBLY, CONTROL	29	22	38749	COVER, CONTROL HOUSING (STARBOARD)	33	12
37832A1	SHAFT ASSEMBLY, CONTROL	65	16	38749	COVER, CONTROL HOUSING (STARBOARD)	69	14
37832A3	SHAFT ASSEMBLY, CONTROL	87	16	38749	COVER, CONTROL HOUSING (STARBOARD)	77	14
37832A3	SHAFT ASSEMBLY, CONTROL	107	19	38749	COVER, CONTROL HOUSING (STARBOARD)	91	1
38280	RETAINER, CONTROL CABLE - REMOTE CONTROL	37	1	38749	COVER, CONTROL HOUSING (STARBOARD)	95	11
38282	LEVER, SHIFT	33	4	38749	COVER, CONTROL HOUSING (STARBOARD)	101	13
38282	LEVER, THROTTLE	33	20	38749	COVER, CONTROL HOUSING (STARBOARD)	107	3
38282	LEVER, THROTTLE	69	25	38750	COVER, CONTROL HOUSING (PORT)	25	42
38282	LEVER, THROTTLE	77	26	38750	COVER, CONTROL HOUSING (PORT)	31	39
38283	SHAFT, CONTROL	33	8	38750	COVER, CONTROL HOUSING (PORT)	33	27
38283	SHAFT, CONTROL	69	22	38750	COVER, CONTROL HOUSING (PORT)	69	15
38283	SHAFT, CONTROL	77	23	38750	COVER, CONTROL HOUSING (PORT)	77	15
38283	SHAFT, CONTROL	95	7	38750	COVER, CONTROL HOUSING (PORT)	91	33
38283	SHAFT, CONTROL	101	22	38750	COVER, CONTROL HOUSING (PORT)	95	25
38287	HOUSING, REMOTE CONTROL (PORT)	33	23	38750	COVER, CONTROL HOUSING (PORT)	101	14
38288	HOUSING, REMOTE CONTROL (STARBOARD)	33	1	38750	COVER, CONTROL HOUSING (PORT)	107	23
38290A1	REMOTE CONTROL ASSEMBLY, TOP MOUNTED-TWO LEVER SEE NOTE	33	-	38750	COVER, CONTROL HOUSING (STARBOARD)	59	2
38290A2	REMOTE CONTROL KIT, DUAL STATION(SEE NOTE)	37	-	38750	COVER, CONTROL HOUSING (STARBOARD)	65	30
38293	KNOB, THROTTLE HANDLE (RED)	33	29	38750	COVER, CONTROL HOUSING (STARBOARD)	81	2
38293	KNOB, THROTTLE HANDLE (RED)	69	9	38750	COVER, CONTROL HOUSING (STARBOARD)	87	29
38293	KNOB, THROTTLE HANDLE (RED)	77	9	38750	COVER, CONTROL HOUSING (STARBOARD)	97	1
38293	KNOB, THROTTLE HANDLE (RED)	95	27	38877	HOUSING, REMOTE CONTROL (STARBOARD)	23	1
38293	KNOB, THROTTLE HANDLE (RED)	101	8	38882	BLOCK, STOP - CONTROL HOUSING	33	2
38368	BLOCK, STOP - CONTROL HOUSING	33	24	39261	HANDLE, THROTTLE - INSIDE ARM SHAFT (SHORT)	11	31
38369	HANDLE, THROTTLE	69	8	39262	HANDLE, SHIFT- INSIDE ARM SHAFT (LONG)	11	33
38369	HANDLE, THROTTLE	77	8				
38369	HANDLE, THROTTLE AND SHIFT	33	14				
38685A1	TRUNNION ASSEMBLY, CONTROL END (NYLON) .	39	--				
38749	COVER, CONTROL HOUSING (PORT)	61	30				
38749	COVER, CONTROL HOUSING (PORT)	65	2				
38749	COVER, CONTROL HOUSING (PORT)	83	29				

PARTS INDEX

Part Number	Description	Pg.	Ref. No.	Part Number	Description	Pg.	Ref. No.
39268	KNOB, THROTTLE HANDLE (RED)	11	32	55642A3	TRIM CONTROL PANEL ASSTY(SEE BREAKDOWN IN MERC II-TR PARTS LIST)	85	--
45880	HOUSING, REMOTE CONTROL (STARBOARD) - WHITE	7	1	55642A3	TRIM CONTROL PANEL ASSTY(SEE BREAKDOWN IN MERC II-TR PARTS LIST)	85	--
45880-2	HOUSING, REMOTE CONTROL (STARBOARD) - BLACK	7	1	55642A3	TRIM CONTROL PANEL ASSTY(SEE BREAKDOWN IN MERC.II-TR PARTS LIST)	89	--
45939	HOUSING, REMOTE CONTROL (PORT) - WHITE	9	32	55648	CONNECTOR, TRIM SWITCH	57	60
45939-2	HOUSING, REMOTE CONTROL (PORT) - BLACK	9	32	55648	CONNECTOR, TRIM SWITCH	75	48
45958A2	REMOTE CONTROL ASSEMBLY, COMPLETE (WHITE) SEE NOTE	7	-	55649	DISCONNECT, CONTROL HANDLE	57	45
45958A5	REMOTE CONTROL ASSEMBLY, COMPLETE {BLACK} SEE NOTE	7	-	55649	DISCONNECT, CONTROL HANDLE	73	33
46738	GUIDE, CABLE - CONTROL END	13	40	55680	TERMINAL BLOCK	55	32
47764	STA -STRAP	53	7	55680	TERMINAL BLOCK	73	20
48078	JUMPER WIRE, TRIM SWITCH (RED - 3 1/4") ...	57	67	55691	RETAINER, SWITCH	73	22
48078	JUMPER WIRE, TRIM SWITCH (RED - 3 1/4") ...	75	55	55691	RETAINER, TRAILER SWITCH	55	34
54911	FACE CAM	7	23	55694	PLATE, BEARING - THROTTLE CAM	73	34
55338	CAM, THROTTLE	57	40	55694	PLATE, BEARING- THROTTLE CAM	57	46
55338	CAM, THROTTLE	73	28	55695	DETENT PIN, THROTTLE CAM SPRING	55	36
55339	GRIP, CONTROL LEVER (RED)	9	35	55695	DETENT PIN, THROTTLE CAM SPRING	73	24
55347A1	COVER ASSEMBLY, REMOTE CONTROL	57	58	55696	PLATE, CONTROL HANDLE RETAINER	57	62
55357	COVER, CONTROL CABLE - STARBOARD HOUSING ..	55	18	55696	PLATE, CONTROL HANDLE RETAINER	75	50
55357	COVER, CONTROL CABLE - STARBOARD HOUSING ..	73	6	55697	DETENT PIN, STARBOARD HOUSING	55	20
55409	PLATE, WIRE RETAINER	57	42	55697	DETENT PIN, STARBOARD HOUSING	73	8
55452	COVER, CONTROL HANDLE	57	65	55697	DETENT PIN, THROTTLE LINK	57	54
55452	COVER, CONTROL HANDLE	75	53	55697	DETENT PIN, THROTTLE LINK	75	42
55614	INSERT, THROTTLE CAM ..	57	41	55719	HANDLE, CONTROL	57	59
55642A3	TRIM CONTROL PANEL ASS Y (SEE BREAKDOWN IN MERC. II-TR PARTS LIST)	79	--	55719	HANDLE, CONTROL	75	47
55642A3	TRIM CONTROL PANEL ASS Y(SEE BREAKDOWN IN MERCUISER 215H AND E PARTS LIST)	71	--	55720	RETAINER, TRIM SWITCH ..	57	68
55642A3	TRIM CONTROL PANEL ASSEMBLY(SEE BREAKDOWN IN MERCUISER 215H AND E PARTS LIST)	63	--	55720	RETAINER, TRIM SWITCH ..	75	56
55642A3	TRIM CONTROL PANEL ASSEMBLY(SEE BREAKDOWN IN MERCUISER 215H AND E PARTS LIST)	63	--	55720	RETAINER, TRIM SWITCHES	105	16
				55720	RETAINER, TRIM SWITCHES	109	43
				55722A2	REMOTE CONTROL ASSEMBLY, MERCCONTROL - DELUXE (SEE NOTE)	55	-
				55738A1	SWITCH ASSEMBLY	73	18
				55738A1	SWITCH ASSEMBLY, TRAILER	55	30
				55738A1	SWITCH ASSEMBLY, TRIM ..	105	13
				55738A1	SWITCH ASSEMBLY, TRIM ..	109	40
				55738A1	SWITCH ASSEMBLY, TRIM - CONTROL HANDLE	57	66

PARTS INDEX

Part Number	Description	Pg.	Ref. No.	Part Number	Description	Pg.	Ref. No.
55738A1	SWITCH ASSEMBLY, TRIM - CONTROL HANDLE	75	54	56417	CAM, THROTTLE	87	17
55739-1	JUMPER WIRE, SWITCH TO TERMINAL BLOCK (RED - 5")	55	31	56417	CAM, THROTTLE	97	5
55739-1	JUMPER WIRE, SWITCH TO TERMINAL BLOCK (RED - 5")	73	19	56426A1	REMOTE CONTROL ASSTY, COMP. (PANEL MOUNTED) - STARBOARD (SEE NOTE)	65	-
55739-2	JUMPER WIRE, SWITCH TO TERMINAL BLOCK (BLUE - 5")	55	31	56450	HOUSING, REMOTE CONTROL (STARBOARD)	59	1
55739-2	JUMPER WIRE, SWITCH TO TERMINAL BLOCK (BLUE - 5")	73	19	56451	HOUSING, REMOTE CONTROL (PORT)	61	29
55740	HARNESS, TRIM CONTROL	55	11	56452	HOUSING, REMOTE CONTROL (CENTER)	61	38
55740	HARNESS, TRIM CONTROL	75	58	56453A1	REMOTE CONTROL ASSEMBLY, COMPLETE (SINGLE INSTALLATION) SEE NOTE	59	-
55743	LINK, THROTTLE LEVER TO THROTTLE CAM	55	27	56453A2	REMOTE CONTROL ASSEMBLY, COMPLETE (DUAL INSTALLATION) SEE NOTE	59	-
55743	LINK, THROTTLE LEVER TO THROTTLE CAM	73	15	56483	HOUSING, REMOTE CONTROL (PORT)	61	29
55744	LEVER, THROTTLE	55	21	56765	BEZEL, REMOTE CONTROL TO MOUNTING PANEL	65	32
55744	LEVER, THROTTLE	73	9	56765	BEZEL, REMOTE CONTROL TO MOUNTING PANEL	87	31
56327A3	ELECTRIC SHIFT EXTENSION CABLE ASSEMBLY (10)	51	1	56773	RETAINER, CONTROL HANDLE COVER	57	64
56327A5	ELECTRIC SHIFT EXTENSION CABLE ASSEMBLY (25)	51	1	56773	RETAINER, CONTROL HANDLE COVER	75	52
56409	SPACER, REVERSE STOP	81	19	57147A1	REMOTE CONTROL ASSEMBLY, TOP MOUNTED - TWO LEVER(SEE NOTE)	69	-
56409	SPACER, REVERSE STOP	81	19	57148	BLOCK, STOP - PORT CONTROL HOUSING	69	29
56409	SPACER, REVERSE STOP	97	18	57148	BLOCK, STOP - STARBOARD CONTROL HOUSING	69	2
56409	SPACER, REVERSE STOP - THROTTLE CAM	59	19	57149	CAM, SHIFT	69	20
56409	SPACER, REVERSE STOP - THROTTLE CAM	59	19	57166	LEVER, SHIFT	69	17
56409	SPACER, REVERSE STOP - THROTTLE CAM	87	19	57166	LEVER, SHIFT	77	17
56409	SPACER, REVERSE STOP - THROTTLE CAM	65	19	57200	HOUSING, REMOTE CONTROL	69	28
56410	PLATE, MOUNTING - SHIFT CONTROL SWITCH	61	44	57201	HOUSING, REMOTE CONTROL (STARBOARD)	69	1
56410	PLATE, MOUNTING - SHIFT CONTROL SWITCH	61	44	57303	BLOCK, STOP	35	33
56410	PLATE, MOUNTING - SHIFT CONTROL SWITCH	67	42	57303	BLOCK, STOP	95	--
56411	INSERT, SHIFT CAM	61	23	57303	BLOCK, STOP - CONTROL HOUSING	33	24
56411	INSERT, SHIFT CAM	61	23	57303	BLOCK, STOP - CONTROL HOUSING	95	22
56411	INSERT, SHIFT CAM	65	23	57316A1	BUTTON ASSEMBLY, NEUTRAL WARM UP	57	50
56414	CAM, SHIFT	61	22	57317	LEVER, INTERLOCK - WARM-UP BUTTON	57	48
56414	CAM, SHIFT	61	22	57325A2	HOUSING ASSEMBLY, REMOTE CONTROL (PORT)	55	1
56414	CAM, SHIFT	65	22				
56415	HOUSING, REMOTE CONTROL (STARBOARD)	65	29				
56416	HOUSING, REMOTE CONTROL (PORT)	65	1				
56417	CAM, THROTTLE	59	6				
56417	CAM, THROTTLE	59	6				
56417	CAM, THROTTLE	65	17				
56417	CAM, THROTTLE	81	6				
56417	CAM, THROTTLE	81	6				

PARTS INDEX

Part Number	Description	Pg.	Ref. No.	Part Number	Description	Pg.	Ref. No.
57326	HOUSING, REMOTE CONTROL (STARBOARD)	73	5	63973	BLOCK, STOP - PORT CONTROL HOUSING	77	30
58151	HANDLE, SHIFT	69	11	63973	BLOCK, STOP - PORT CONTROL HOUSING	101	28
58151	HANDLE, SHIFT	77	11	63973	BLOCK, STOP - STARBOARD CONTROL HOUSING	77	2
58502	BLOCK, STOP - CONTROL HOUSING	33	2	63973	BLOCK, STOP - STARBOARD CONTROL HOUSING	101	1
58502	BLOCK, STOP - CONTROL HOUSING	95	1	63976A6	SWITCH AND PLATE ASSEMBLY, SHIFT CONTROL	85	46
58503	LEVER, SHIFT	33	4	63977	HOUSING, REMOTE CONTROL (PORT)	77	29
58503	LEVER, THROTTLE	33	20	63978	HOUSING, REMOTE CONTROL (STARBOARD)	77	1
58602	HOUSING, REMOTE CONTROL (PORT)	33	23	63979A5	SHIFT AND PLATE ASSEMBLY, SHIFT CONTROL	77	38
58602A1	REMOTE CONTROL ASSEMBLY, TOP MOUNTED-TWO LEVER SEE NOTE	33	-	63979A5	SHIFT AND PLATE ASSEMBLY, SHIFT CONTROL	101	36
58777A3	LEVER ASSEMBLY, SHIFT	91	3	63979A5	SWITCH AND PLATE ASSEMBLY, SHIFT CONTROL	85	46
58777A3	LEVER ASSEMBLY, THROTTLE	59	9	63979A5	SWITCH AND PLATE ASSEMBLY, SHIFT CONTROL	85	46
58777A3	LEVER ASSEMBLY, THROTTLE	65	6	63979A5	SWITCH AND PLATE ASSEMBLY, SHIFT CONTROL	89	43
58777A3	LEVER ASSEMBLY, THROTTLE	91	19	63979A5	SWITCH AND PLATE ASSEMBLY, SHIFT CONTROL	99	41
60784	CAM ROLLER, SHIFT AND THROTTLE LEVER	107	10	63979A6	SWITCH AND PLATE ASSEMBLY, SHIFT CONTROL	89	43
60784	CAM ROLLER, SHIFT LEVER	91	8	63996	CAM, SHIFT	77	21
60784	CAM ROLLER, THROTTLE LEVER	81	12	63996	CAM, SHIFT	101	20
60784	CAM ROLLER, THROTTLE LEVER	81	12	64326A1	REMOTE CONTROL ASSEMBLY, COMP. (PANEL MOUNTED) - STARBOARD	87	-
60784	CAM ROLLER, THROTTLE LEVER	87	9	64326A2	HOUSING ASSEMBLY, REMOTE CONTROL (PORT AND STARBOARD)	87	1
60784	CAM ROLLER, THROTTLE LEVER	91	24	64326A5	REMOTE CONTROL ASSEMBLY, COMP. (PANEL MOUNTED) - STARBOARD	87	-
60784	CAM ROLLER, THROTTLE LEVER	97	11	64327A1	REMOTE CONTROL ASSEMBLY, COMPLETE (SINGLE INSTALLATION)	81	-
62231	BUTTON, CONTROL HANDLE	93	41	64327A2	REMOTE CONTROL ASSEMBLY, COMPLETE (DUAL INSTALLATION)	81	-
62915A3	HOUSING ASSEMBLY, REMOTE CONTROL (PORT)	73	1				
62916	INSERT, THROTTLE CAM	73	29				
62917A1	BUTTON ASSEMBLY, NEUTRAL WARM UP	73	38				
62918	LEVER, INTERLOCK - WARM -UP BUTTON	73	36				
62919A3	SWITCH AND PLATE ASSEMBLY, SHIFT CONTROL	75	67				
63063A1	REMOTE CONTROL ASSEMBLY, MERCENTROL-DELUXE(SEE NOTE)	73	-				
63064A1	REMOTE CONTROL ASSEMBLY, TOP MOUNTED - TWO LEVER(SEE NOTE)	77	-				
63089A1	COVER ASSEMBLY, REMOTE CONTROL	75	46				
63893	PLATE, WIRE RETAINER	73	30				

PARTS INDEX

Part Number	Description	Pg.	Ref. No.	Part Number	Description	Pg.	Ref. No.
64327A3	HOUSING ASSEMBLY, REMOTE CONTROL (PORT AND STARBOARD)	81	1&1A	70135A3	LEVER ASSEMBLY, THROTTLE	97	8
64327A9	REMOTE CONTROL ASSEMBLY, COMPLETE (DUAL INSTALLATION)	81	-	70135A3	LEVER, SHIFT AND THROTTLE	107	6
64333	CAM, SHIFT	83	22	74326	BUTTON, CONTROL HANDLE	83	31
64333	CAM, SHIFT	83	22	74326	BUTTON, CONTROL HANDLE	83	31
64333	CAM, SHIFT	87	22	74326	BUTTON, CONTROL HANDLE	97	30
64333	CAM, SHIFT	97	21	74326	BUTTON, CONTROL HANDLE	109	34
64334	INSERT, SHIFT CAM	83	23	74326	BUTTON, CONTROL HANDLE (PART OF CONTROL SHAFT ASSEMBLY)	87	35
64334	INSERT, SHIFT CAM	83	23	77659	COVER, WIRING HARNESS	105	3
64334	INSERT, SHIFT CAM	87	23	77659	COVER, WIRING HARNESS	107	29
64334	INSERT, SHIFT CAM	97	22	77660A1	COVER ASSEMBLY, CONTROL HANDLE	105	7
64340	HOUSING, REMOTE CONTROL (CENTER)	83	37	77660A1	COVER ASSEMBLY, CONTROL HANDLE	109	33
64904	HOUSING, REMOTE CONTROL (PORT)	81	1A	77661	COVER, CONTROL HANDLE (REAR)	105	8
65420	CONTROL COVER	95	32	77661	COVER, CONTROL HANDLE (REAR)	109	35
65420	CONTROL COVER	103	46	77662	BEZEL, REMOTE CONTROL	105	1
65444	CONTROL COVER	93	42	77662	BEZEL, REMOTE CONTROL	107	27
65444	CONTROL COVER	99	49	77663	HANDLE, CONTROL	105	4
68831A1	REMOTE CONTROL ASSEMBLY, COMPLETE (SINGLE INSTALLATION) SEE NOTE	91	-	77663	HANDLE, CONTROL	107	30
68832A1	REMOTE CONTROL ASSEMBLY, COMPLETE (SINGLE INSTALLATION)	97	-	77663A2	CONTROL HANDLE ASSEMBLY, TRIM SWITCH	105	-
68832A2	REMOTE CONTROL ASSEMBLY, COMPLETE (SINGLE INSTALLATION)	97	-	N.S.S.	HOUSING, REMOTE CONTROL - TOP	11	1
68833A1	REMOTE CONTROL ASSEMBLY, TOP MOUNTED-TWO LEVER- SEE NOTE	95	-	N.S.S.	BRACKET, REMOTE CONTROL HOUSING	13	44
68834A1	REMOTE CONTROL ASSEMBLY, TOP MOUNTED - TWO LEVER	101	-	N.S.S.	SHAFT, BEARING - INSIDE ARM SHAFT	11	21
68834A2	REMOTE CONTROL ASSEMBLY, TOP MOUNTED - TWO LEVER	101	-	N.S.S.	SHAFT, INSIDE ARM - THROTTLE HANDLE	11	23
68842	LEVER, SHIFT	95	3	10-20014	SCREW, ALLEN - CABLE END ANCHOR	39	5
68842	LEVER, THROTTLE	95	19	10-20014	SCREW, ALLEN - CABLE END ANCHOR	41	5
68842	LEVER, THROTTLE	101	25	10-20014	SCREW, SET - CABLE END ANCHOR	13	-
68843	LEVER, SHIFT	101	16	10-20401	SCREW, SPACER BLOCK BRACKET TO REMOTE CONTROL HOUSING	13	45
68844A2	SHAFT ASSEMBLY, CONTROL	91	16	10-20518	SCREW, SET - CABLE END ANCHOR	39	4
68844A2	SHAFT ASSEMBLY, CONTROL	97	17	10-20518	SCREW, SET - CABLE END ANCHOR	41	4
69612	HANDLE, SHIFT	101	10	10-20518	SCREW, SET - CABLE END GUIDE	39	9
69613	HANDLE, THROTTLE	101	7	10-20518	SCREW, SET - CABLE END ANCHOR	41	4
69613	HANDLE, THROTTLE AND SHIFT	95	13	10-20518	SCREW, SET - CABLE END GUIDE	41	9
70135A3	LEVER ASSEMBLY, THROTTLE	81	9	10-20518	SCREW, SET - CABLE END GUIDE	41	9
70135A3	LEVER ASSEMBLY, THROTTLE	81	9	10-20518	SCREW, SET - CABLE END GUIDE	41	9
70135A3	LEVER ASSEMBLY, THROTTLE	87	6	10-20518	SCREW, SET - CABLE END GUIDE	41	9

PARTS INDEX

Part Number	Description	Pg.	Ref. No.	Part Number	Description	Pg.	Ref. No.
10-20650	SCREW, CONNECTOR TO DISCONNECT (3/8")	57	61	10-24880	SCREW, TERMINAL BLOCK AND LEAD ATTACHING (3/8")	73	21
10-20650	SCREW, CONNECTOR TO DISCONNECT (3/8")	75	49	10-25501	SCREW, RETAINER PLATE TO THROTTLE CAM (1/2")	57	63
10-20668	SCREW, STOP BLOCK TO PORT CONTROL HOUSING (7/16")	69	30	10-25501	SCREW, RETAINER PLATE TO THROTTLE CAM (1/2")	75	51
10-20668	SCREW, STOP BLOCK TO PORT CONTROL HOUSING (7/16")	77	31	10-26066	SCREW, COUPLING TO CONTROL CABLE GUIDE END	49	4
10-20668	SCREW, STOP BLOCK TO PORT CONTROL HOUSING (7/16")	101	29	10-26668	SCREW, RACK RETAINING PLATE TO HOUSING	3	3
10-20668	SCREW, STOP BLOCK TO STARBOARD CONTROL HOUSING (7/16")	69	3	10-26682	SCREW, SAFETY SWITCH CABLE TO HOUSING CLIP	3	38
10-20668	SCREW, STOP BLOCK TO STARBOARD CONTROL HOUSING (7/16")	77	3	10-26682	SCREW, SAFETY SWITCH HARNESS CLIP TO CONTROL HOUSING	21	52
10-20668	SCREW, STOP BLOCK TO STARBOARD CONTROL HOUSING (7/16")	101	2	10-28424	SCREW, SPACER TO BOAT (2 1/8")	43	2
10-20681	SCREW, DETENT PLATE TO REMOTE CONTROL HOUSING	11	5	10-28773	SCREW, REMOTE CONTROL HOUSING CLAMPING (1 5/8")	3	40
10-21267	SCREW, SWITCH AND PLATE TO CONTROL HOUSING (1 7/8")	79	40	10-28774	SCREW, REMOTE CONTROL HOUSING CLAMPING (2")	17	43
10-21267	SCREW, SWITCH AND PLATE TO CONTROL HOUSING (1 7/8")	103	38	10-29227	SCREW, WIRING HARNESS CLAMP	105	11
10-21937	SCREW, SPACER BLOCK TO REMOTE CONTROL BRACKET (2")	13	-	10-29227	SCREW, WIRING HARNESS CLAMP	109	38
10-21937	SCREW, SPACER BLOCK TO REMOTE CONTROL BRACKET (2")	13	49	10-29389	SCREW, REMOTE CONTROL HOUSING CLAMPING (1 7/8")	3	39
10-22032	SCREW, SWITCH AND PLATE TO CONTROL HOUSING (3/8")	75	69	10-29628	SCREW, THROTTLE CONTROL LEVER TO HOUSING	5	47
10-22080	SCREW, SET - DETENT PIN	57	56	10-29642	SCREW, SEPARATOR PLATE TO CONTROL HOUSING	3	12
10-22080	SCREW, SET - DETENT PIN	75	44	10-29671	SCREW, CONTROL HANDLE TO HOUSING	5	50
10-22491	SCREW, EXTENSION CABLE TO SHIFT HARNESS (3/8")	51	2	10-29672	SCREW, REMOTE CONTROL HOUSING TO BOAT	5	52
10-22793	SCREW, CONTROL CABLE CLIP FASTENING	39	17	10-29733	SCREW, SPACER AND CONTROL HOUSINGS TO BOAT	47	5
10-22793	SCREW, CONTROL CABLE CLIP FASTENING	41	17	10-29762	SCREW, THRUST PLATE TO NEUTRAL WARM-UP LEVER	7	12
10-24090	SCREW, STOP BLOCK TO CONTROL HOUSING (5/8")	33	25	10-29813	SCREW, BEARING SHAFT TO REMOTE CONTROL HOUSING	11	22
10-24090	SCREW, STOP BLOCK TO CONTROL HOUSING (5/8")	33	3	10-29837	SCREW, RETAINING - DETENT SPRING HOUSING	3	30
10-24231	SCREW, EXTENSION CABLE ATTACHING (1/4")	51	5	10-30902	SCREW, SAFETY SWITCH TO CONTROL HOUSING	7	28
10-24880	SCREW, HARNESS CLIP ATTACHING (3/8")	79	45	10-30902	SCREW, SAFETY SWITCH TO HOUSING	3	35
10-24880	SCREW, HARNESS CLIP ATTACHING (3/8")	103	43	10-31114	SCREW, CONTROL HOUSING CLAMPING (1 3/4")	55	15

PARTS INDEX

Part Number	Description	Pg.	Ref. No.	Part Number	Description	Pg.	Ref. No.
10-31114	SCREW, CONTROL HOUSING CLAMPING (1 3/4")	73	3	10-34676	SCREW, THROTTLE LEVER TO CONTROL HOUSING (1/2")	65	14
10-31114	SCREW, REMOTE CONTROL HOUSING CLAMPING	9	43	10-34676	SCREW, THROTTLE LEVER TO CONTROL HOUSING (1/2")	81	16
10-31882	SCREW, MOUNTING PLATE TO PORT CONTROL HOUSING (1/2")	61	45	10-34676	SCREW, THROTTLE LEVER TO CONTROL HOUSING (1/2")	81	16
10-31882	SCREW, MOUNTING PLATE TO PORT CONTROL HOUSING (1/2")	61	45	10-34676	SCREW, THROTTLE LEVER TO CONTROL HOUSING (1/2")	87	14
10-31882	SCREW, MOUNTING PLATE TO PORT CONTROL HOUSING (1/2")	67	43	10-34676	SCREW, THROTTLE LEVER TO CONTROL HOUSING (1/2")	97	15
10-32708	SCREW, CABLE GUIDE TO THROTTLE AND SHIFT ARM (1")	13	-	10-34676	SCREW, THROTTLE LEVER TO CONTROL HOUSING AND CENTER HOUSING (1/2)	91	23
10-32708	SCREW, CABLE GUIDE TO THROTTLE AND SHIFT ARM (1")	13	41	10-34676	SCREW, THROTTLE LEVER TO CONTROL HOUSING AND CENTER HOUSING (1/2")	25	26
10-34180	SCREW, THROTTLE AND SHIFT HANDLE TO INSIDE ARM SHAFT-	11	18	10-34676	SCREW, THROTTLE LEVER TO CONTROL HOUSING AND CENTER HOUSING (1/2")	25	26
10-34184	SCREW, NAME PLATE TO REMOTE CONTROL HOUSING	11	3	10-34676	SCREW, THROTTLE LEVER TO NEUTRAL WARM-UP LEVER	7	5
10-34188	SCREW, THROTTLE AND SHIFT ARM STOP - DETENT PLATE	11	8	10-34691	SCREW, CONTROL LEVER TO FACE CAM (1 1/2")	9	37
10-34188	SCREW, THROTTLE AND SHIFT ARM STOP - REMOTE CONTROL HOUSING	11	37	10-34768	SCREW, REMOTE CONTROL TO SPACER (7 1/2")	45	2
10-34676	SCREW, SHIFT LEVER TO CONTROL HOUSING	9	41	10-34900	SCREW, REMOTE CONTROL TO BOAT (4 1/4")	9	45
10-34676	SCREW, SHIFT LEVER TO CONTROL HOUSING	15	4	10-35955	SCREW, SET - CONTROL HANDLE TO CONTROL SHAFT	21	42
10-34676	SCREW, SHIFT LEVER TO CONTROL HOUSING	19	4	10-35955	SCREW, SET CONTROL HANDLE TO CONTROL SHAFT	15	39
10-34676	SCREW, SHIFT LEVER TO CONTROL HOUSING	29	7	10-35963	SCREW, REMOTE CONTROL	83	34
10-34676	SCREW, SHIFT LEVER TO CONTROL HOUSING AND CENTER HOUSING (1/2")	23	7	10-35963	SCREW, REMOTE CONTROL TO BOAT (1 1/2")	15	40
10-34676	SCREW, SHIFT LEVER TO CONTROL HOUSING AND CENTER HOUSING (1/2")	23	7	10-35963	SCREW, REMOTE CONTROL TO BOAT (1 1/2")	27	44
10-34676	SCREW, SHIFT LEVER TO CONTROL HOUSING AND CENTER HOUSING (1/2")	91	7	10-35963	SCREW, REMOTE CONTROL TO BOAT (1 1/2")	33	17
10-34676	SCREW, THROTTLE LEVER TO CONTROL HOUSING	15	25	10-35963	SCREW, REMOTE CONTROL TO BOAT (1 1/2")	61	35
10-34676	SCREW, THROTTLE LEVER TO CONTROL HOUSING	19	26	10-35963	SCREW, REMOTE CONTROL TO BOAT (1 1/2")	69	4
10-34676	SCREW, THROTTLE LEVER TO CONTROL HOUSING	29	29	10-36003	SCREW, SAFETY SWITCH TO CONTROL HOUSING	17	49
10-34676	SCREW, THROTTLE LEVER TO CONTROL HOUSING (1/2")	59	16	10-36003	SCREW, SAFETY SWITCH TO CONTROL HOUSING	21	50

PARTS INDEX

Part Number	Description	Pg.	Ref. No.	Part Number	Description	Pg.	Ref. No.
10-36003	SCREW, SAFETY SWITCH TO CONTROL HOUSING	107	26	10-37342	SCREW, GRIP TO CONTROL HANDLE	89	37
10-36003	SCREW, SAFETY SWITCH TO CONTROL HOUSING (5/8")	25	40	10-37342	SCREW, GRIP TO CONTROL LEVER (7/16")	9	36
10-36003	SCREW, SAFETY SWITCH TO CONTROL HOUSING (5/8")	25	40	10-37803	SCREW, CONTROL HOUSING CLAMPING (1 3/4")	25	43
10-36003	SCREW, SAFETY SWITCH TO CONTROL HOUSING (5/8")	35	33	10-37803	SCREW, CONTROL HOUSING CLAMPING (1 3/4")	27	43
10-36003	SCREW, SAFETY SWITCH TO CONTROL HOUSING (5/8")	91	32	10-37803	SCREW, CONTROL HOUSING CLAMPING (1 3/4")	33	26
10-36003	SCREW, SAFETY SWITCH TO CONTROL HOUSING (5/8")	95	31	10-37803	SCREW, CONTROL HOUSING CLAMPING (1 3/4")	59	4
10-36046	SCREW, EXTENSION CABLE ATTACHING (1/4")	53	5	10-37803	SCREW, CONTROL HOUSING CLAMPING (1 3/4")	59	4
10-36046	SCREW, RETAINING - CONTROL SHAFT	17	45	10-37803	SCREW, CONTROL HOUSING CLAMPING (1 3/4")	65	3
10-36046	SCREW, RETAINING-CONTROL SHAFT (EARLIER MODELS)	21	46	10-37803	SCREW, CONTROL HOUSING CLAMPING (1 3/4")	69	31
10-36049	SCREW, BEZEL TO REMOTE CONTROL (1")	19	37	10-37803	SCREW, CONTROL HOUSING CLAMPING (1 3/4")	77	32
10-36078	SCREW, BEZEL TO REMOTE CONTROL (1 1/4")	21	37	10-37803	SCREW, CONTROL HOUSING CLAMPING (1 3/4")	81	4
10-36195	SCREW, REMOTE CONTROL HOUSING CLAMPING (TOP)-7/8	21	44	10-37803	SCREW, CONTROL HOUSING CLAMPING (1 3/4")	81	4
10-36562	SCREW, REMOTE CONTROL HOUSING CLAMPING (2 1/4")	21	43	10-37803	SCREW, CONTROL HOUSING CLAMPING (1 3/4")	87	3
10-37260	SCREW, RETAINER TO PORT HOUSING (7/16")	55	35	10-37803	SCREW, CONTROL HOUSING CLAMPING (1 3/4")	91	34
10-37260	SCREW, RETAINER TO PORT HOUSING (7/16")	73	23	10-37803	SCREW, CONTROL HOUSING CLAMPING (1 3/4")	95	24
10-37260	SCREW, SAFETY SWITCH HARNESS CLIP TO CONTROL HOUSING	17	51	10-37803	SCREW, CONTROL HOUSING CLAMPING (1 3/4")	97	3
10-37260	SCREW, SAFETY SWITCH LEADS TO CONTROL HOUSING	7	30	10-37803	SCREW, CONTROL HOUSING CLAMPING (1 3/4")	101	30
10-37260	SCREW, SHIFT CONTROL CABLE CLIP SCREW	55	9	10-37803	SCREW, REMOTE CONTROL HOUSING CLAMPING	29	2
10-37260	SCREW, SHIFT CONTROL CABLE CLIP SCREW	75	77	10-37803	SCREW, REMOTE CONTROL HOUSING CLAMPING	107	2
10-37260	SCREW, TRIM CONTROL HARNESS CLIP	55	13	10-37804	SCREW, RETAINER PLATE TO CENTER HOUSING (1")	25	37
10-37260	SCREW, TRIM CONTROL HARNESS CLIP	75	60	10-37804	SCREW, RETAINER PLATE TO CENTER HOUSING (1")	61	41
10-37342	SCREW, GRIP TO CONTROL HANDLE	15	37	10-37804	SCREW, RETAINER PLATE TO CENTER HOUSING (1")	83	40
10-37342	SCREW, GRIP TO CONTROL HANDLE	21	40				
10-37342	SCREW, GRIP TO CONTROL HANDLE	31	47				
10-37342	SCREW, GRIP TO CONTROL HANDLE	65	39				

PARTS INDEX

Part Number	Description	Pg.	Ref. No.	Part Number	Description	Pg.	Ref. No.
10-37805	SCREW, SET - CONTROL HANDLE	83	32	10-37942	SCREW, SET - THROTTLE CAM	25	21
10-37805	SCREW, SET - CONTROL HANDLE	97	31	10-37942	SCREW, SET - THROTTLE CAM	29	24
10-37805	SCREW, SET - CONTROL HANDLE TO CONTROL SHAFT	27	49	10-37942	SCREW, SET - THROTTLE CAM	59	7
10-37805	SCREW, SET - CONTROL HANDLE TO CONTROL SHAFT	27	49	10-37942	SCREW, SET - THROTTLE CAM	59	7
10-37805	SCREW, SET - CONTROL HANDLE TO CONTROL SHAFT	31	44	10-37942	SCREW, SET - THROTTLE CAM	81	7
10-37805	SCREW, SET - CONTROL HANDLE TO CONTROL SHAFT	61	33	10-37942	SCREW, SET - THROTTLE CAM	81	7
10-37805	SCREW, SET - CONTROL HANDLE TO CONTROL SHAFT	61	33	10-37942	SCREW, SET - THROTTLE CAM	87	18
10-37805	SCREW, SET - CONTROL HANDLE TO CONTROL SHAFT	65	36	10-37942	SCREW, SET - THROTTLE CAM	91	18
10-37805	SCREW, SET - CONTROL HANDLE TO CONTROL SHAFT	87	34	10-37942	SCREW, SET - THROTTLE CAM	97	6
10-37805	SCREW, SET - HANDLE TO LEVER	93	40	10-37942	SCREW, SET - THROTTLE CAM	107	21
10-37805	SCREW, SET - THROTTLE AND SHIFT HANDLES TO THROTTLE AND SHIFT LEVERS	95	15	10-37942	SCREW, SET - THROTTLE CAM	65	18
10-37805	SCREW, SET - THROTTLE AND SHIFT HANDLES TO THROTTLE AND SHIFT LEVERS	33	16	10-38284	SCREW, RETAINER TO REMOTE CONTROL (1/2")	37	3
10-37805	SCREW, SET - THROTTLE AND SHIFT HANDLES TO THROTTLE AND SHIFT LEVERS	69	10	10-38289	SCREW, RETAINER TO REMOTE CONTROL (1")	37	2
10-37805	SCREW, SET - THROTTLE/SHIFT HANDLES TO THROTTLE/SHIFT LEVERS	77	10	10-39264	SCREW, DETENT - THROTTLE AND SHIFT HANDLE	11	36
10-37805	SCREW, SET - THROTTLE/SHIFT HANDLES TO THROTTLE/SHIFT LEVERS	101	9	10-47220	SCREW, THRUST PLATE TO NEUTRAL WARM-UP LEVER	7	12
10-37818	SCREW, BEZEL TO REMOTE CONTROL (7/8")	31	41	10-48591	SCREW, CABLE TO SHIFT MOTOR BRACKET (1/2")	75	63
10-37818	SCREW, BEZEL TO REMOTE CONTROL (7/8")	65	33	10-48591	SCREW, CABLE TO SHIFT MOTOR BRACKET (1/2")	77	34
10-37819	SCREW, BEZEL TO REMOTE CONTROL (1 1/8")	31	41	10-48591	SCREW, CABLE TO SHIFT MOTOR BRACKET (1/2")	89	40
10-37819	SCREW, BEZEL TO REMOTE CONTROL (1 1/8")	65	33	10-48591	SCREW, CABLE TO SHIFT MOTOR BRACKET (1/2")	97	37
10-37941	SCREW, REMOTE CONTROL HOUSING CLAMPING	9	43	10-48591	SCREW, CABLE TO SHIFT MOTOR BRACKET (1/2")	101	32
10-37942	SCREW, SET - CONTROL SHAFT	19	21	10-48591	SCREW, CABLE TO SHIFT TO SHIFT MOTOR BRACKET (1/2")	83	42
10-37942	SCREW, SET - THROTTLE CAM	25	21	10-48591	SCREW, CABLE TO SHIFT TO SHIFT MOTOR BRACKET (1/2")	83	42
				10-55742	SCREW, COVER TO STARBOARD HOUSING (1/2")	55	19
				10-55742	SCREW, COVER TO STARBOARD HOUSING (1/2")	73	7
				10-55746	SCREW, CONTROL HOUSING CLAMPING (1 1/8")	55	15
				10-55746	SCREW, CONTROL HOUSING CLAMPING (1 1/8")	73	3

PARTS INDEX

Part Number	Description	Pg.	Ref. No.	Part Number	Description	Pg.	Ref. No.
10-55750	SCREW, RETAINER TO CONTROL HANDLE (3/8 ")	105	17	10-57937	SCREW, STOP BLOCK TO CONTROL HOUSING (9/16")	33	3
10-55750	SCREW, RETAINER TO CONTROL HANDLE (3/8")	57	69	10-57937	SCREW, STOP BLOCK TO CONTROL HOUSING (9/16")	95	2
10-55750	SCREW, RETAINER TO CONTROL HANDLE (3/8")	75	57	10-57937	SCREW, STOP BLOCK TO CONTROL HOUSING (9/16")	95	23
10-55751	SCREW, INSERT	87	24	10-59143	SCREW, STOP BLOCK ATTACHING (1 1/4")	35	33
10-55751	SCREW, INSERT TO SHIFT CAM (5/8")	83	24	10-59143	SCREW, STOP BLOCK ATTACHING (1 1/4")	95	--
10-55751	SCREW, INSERT TO SHIFT CAM (5/8")	83	24	10-62576	SCREW, BEZEL ATTACHING (1 1/8")	105	2
10-55751	SCREW, INSERT TO SHIFT CAM (5/8")	97	23	10-62576	SCREW, BEZEL TO REMOTE CONTROL (1 1/8")	87	32
10-55751	SCREW, INSERT TO THROTTLE CAM (5/8")	57	43	10-62576	SCREW,BEZEL ATTACHING (1 1/8")	107	28
10-55751	SCREW, INSERT TO THROTTLE CAM (5/8")	73	31	10-62577	SCREW, BEZEL ATTACHING (7/8")	105	2
10-56423	SCREW, REVERSE STOP SPACER	83	20	10-62577	SCREW, BEZEL TO REMOTE CONTROL (7/8")	87	32
10-56423	SCREW, REVERSE STOP SPACER	83	20	10-62577	SCREW,BEZEL ATTACHING (7/8")	107	28
10-56423	SCREW, REVERSE STOP SPACER	87	20	10-63680	SCREW, SWITCH TO PLATE (5/8")	75	72
10-56423	SCREW, REVERSE STOP SPACER	97	19	10-64330	SCREW, SWITCH AND PLATE TO CONTROL HOUSING (1/2")	89	45
10-56423	SCREW, REVERSE STOP SPACER TO THROTTLE CAM (5/16")	59	20	10-64330	SCREW, SWITCH AND PLATE TO CONTROL HOUSING (5/8")	85	48
10-56423	SCREW, REVERSE STOP SPACER TO THROTTLE CAM (5/16")	59	20	10-64330	SCREW, SWITCH AND PLATE TO CONTROL HOUSING (5/8")	85	48
10-56423	SCREW, REVERSE STOP SPACER TO THROTTLE CAM (5/16")	65	20	10-64330	SCREW, SWITCH AND PLATE TO CONTROL HOUSING (5/8")	99	43
10-56424	SCREW, SHIFT CONTROL SWITCH TO MOUNTING PLATE (1 3/4")	63	47	10-64331	SCREW, SWITCH AND PLATE TO CONTROL HOUSING (1/2")	85	48
10-56424	SCREW, SHIFT CONTROL SWITCH TO MOUNTING PLATE (1 3/4")	63	47	10-64331	SCREW, SWITCH AND PLATE TO CONTROL HOUSING (1/2")	85	48
10-56424	SCREW, SHIFT CONTROL SWITCH TO MOUNTING PLATE (1 3/4")	67	45	10-64331	SCREW, SWITCH AND PLATE TO CONTROL HOUSING (1/2")	99	43
10-56425	SCREW, INSERT TO SHIFT CAM (3/4")	61	24	10-64331	SCREW, SWITCH AND PLATE TO CONTROL HOUSING (5/8")	89	45
10-56425	SCREW, INSERT TO SHIFT CAM (3/4")	61	24	10-68848	SCREW, REMOTE CONTROL	97	33
10-56425	SCREW, INSERT TO SHIFT CAM(3/4")	65	24	10-68848	SCREW, REMOTE CONTROL TO BOAT (1 1/2 ")	101	3
10-57299	SCREW, SHIFT CONTROL SWITCH TO CONTROL HOUSING (1 7/8")	69	34	10-68848	SCREW, REMOTE CONTROL TO BOAT (1 1/2")	91	35
10-57300	SCREW, SHIFT CAM	101	21	10-68848	SCREW, REMOTE CONTROL TO BOAT (1 1/2")	95	16
10-57300	SCREW, SHIFT CAM TO SHIFT LEVER (5/8")	69	21	10-68849	SCREW, COVER TO CONTROL HOUSING (1/4")	93	43
10-57300	SCREW, SHIFT CAR S	77	22				

PARTS INDEX

Part Number	Description	Pg.	Ref. No.	Part Number	Description	Pg.	Ref. No.
10-68849	SCREW, COVER TO CONTROL HOUSING (1/4")	95	33	11-20437	NUT, SWITCH ATTACHING STUD	55	7
10-68849	SCREW, COVER TO CONTROL HOUSING (1/4")	103	45	11-20586	NUT, COUPLING FASTENING SCREW (1/4")	49	5
10-68849	SCREW, COVER TO CONTROL HOUSING	99	50	11-20645	NUT, SHIFT MOTOR BRACKET SCREW	75	65
10-78875	SET SCREW, CONTROL HANDLE TO SHAFT	105	5	11-20645	NUT, SHIFT MOTOR BRACKET SCREW	77	36
10-78875	SET SCREW, CONTROL HANDLE TO SHAFT	107	31	11-20645	NUT, SHIFT MOTOR BRACKET SCREW	83	44
10-85072	SCREW, SHIFT AND THROTTLE LEVER TO CONTROL HOUSING	107	7	11-20645	NUT, SHIFT MOTOR BRACKET SCREW	85	44
10-85072	SCREW, THROTTLE LEVER TO CONTROL HOUSING (1/2")	87	14	11-20645	NUT, SHIFT MOTOR BRACKET SCREW	89	42
10-85072	SCREW, THROTTLE LEVER TO CONTROL HOUSING (1/2")	97	15	11-20645	NUT, SHIFT MOTOR BRACKET SCREW	99	39
11-20083	NUT, COUPLING TO EXTENSION ROD (5/ 16")	49	6	11-20645	NUT, SHIFT MOTOR BRACKET SCREW	101	34
11-20361	NUT, CABLE GUIDE SCREW	13	-	11-24652	NUT, REMOTE CONTROL HOUSING CLAMPING SCREW	3	41
11-20361	NUT, CABLE GUIDE SCREW	13	43	11-24652	NUT, REMOTE CONTROL HOUSING TO BOAT SCREW	5	54
11-20361	NUT, REMOTE CONTROL SCREW	27	46	11-24652	NUT, REMOTE CONTROL TO BOAT SCREW	9	47
11-20361	NUT, REMOTE CONTROL SCREW	33	19	11-24656	NUT REVERSE STOP SPACER SCREW	83	21
11-20361	NUT, REMOTE CONTROL SCREW	61	37	11-24656	NUT REVERSE STOP SPACER SCREW	83	21
11-20361	NUT, REMOTE CONTROL SCREW	69	6	11-24656	NUT, INSERT SCREW	57	44
11-20361	NUT, REMOTE CONTROL SCREW	77	6	11-24656	NUT, INSERT SCREW	61	25
11-20361	NUT, REMOTE CONTROL SCREW	83	36	11-24656	NUT, INSERT SCREW	61	25
11-20361	NUT, REMOTE CONTROL SCREW	91	37	11-24656	NUT, INSERT SCREW	65	25
11-20361	NUT, REMOTE CONTROL SCREW	95	18	11-24656	NUT, INSERT SCREW	73	32
11-20361	NUT, REMOTE CONTROL SCREW	97	35	11-24656	NUT, INSERT SCREW	83	25
11-20361	NUT, REMOTE CONTROL SCREW	101	5	11-24656	NUT, INSERT SCREW	83	25
11-20361	NUT, SPACER BLOCK SCREW	13	-	11-24656	NUT, INSERT SCREW	97	24
11-20361	NUT, SPACER BLOCK SCREW	13	50	11-24656	NUT, INSERT SCREW	87	25
11-20437	NUT SHIFT CONTROL SWITCH SCREW	67	47	11-24656	NUT, REVERSE STOP SPAC-R SCREW	59	21
11-20437	NUT, MOUNTING PLATE SCREW	61	46	11-24656	NUT, REVERSE STOP SPAC-R SCREW	59	21
11-20437	NUT, MOUNTING PLATE SCREW	63	46	11-24656	NUT, REVERSE STOP SPACER SCREW	65	21
11-20437	NUT, MOUNTING PLATE SCREW	67	44	11-24656	NUT, REVERSE STOP SPACER SCREW	87	21
11-20437	NUT, SHIFT CONTROL SWITCH SCREW	63	49	11-24656	NUT, REVERSE STOP SPACER SCREW	97	20
11-20437	NUT, SHIFT CONTROL SWITCH SCREW	63	49	11-27164	NUT, EXTENSION CABLE SCREW	51	6
				11-29236	NUT, HARNESS CLIP SCREW	63	52
				11-29236	NUT, HARNESS CLIP SCREW	63	52
				11-29236	NUT, HARNESS CLIP SCREW	67	50
				11-29236	NUT, HARNESS CLIP SCREW	85	54

PARTS INDEX

Part Number	Description	Pg.	Ref. No.	Part Number	Description	Pg.	Ref. No.
11-29236	NUT, HARNESS CLIP			11-46793	NUT, REMOTE CONTROL		
	SCREW	85	54		MOUNTING STUD	75	41
11-29236	NUT, HARNESS CLIP			11-55821	NUT, SWITCH AND PLATE		
	SCREW	89	51		SCREW	85	51
11-30968	NUT, DETENT PLATE			11-55821	NUT, SWITCH AND PLATE		
	SCREW	11	7		SCREW	85	51
11-30968	NUT, JAM - THROTTLE AND			11-55821	NUT, SWITCH AND PLATE		
	SHIFT ARM STOP SCREW	11	38		SCREW	89	48
11-30968	NUT, JAM - THROTTLE AND			11-55821	NUT, SWITCH AND PLATE		
	SHIFT ARM STOP SCREW	11	9		SCREW	99	46
11-30968	NUT, SPACER BLOCK			11-55821	NUT, SWITCH AND PLATE		
	BRACKET SCREW	13	47		SCREW	103	41
11-31953	NUT, CAM ROLLER TO			11-55821	NUT, SWITCH AND PLATE		
	THROTTLE LEVER PIN	7	10		SCREW	79	43
11-34175	NUT, LOCK - DETENT			11-62590	NUT, EXTENSION CABLE		
	BARREL	11	11		SCREW	53	6
11-34388	NUT, WIRING HARNESS			11-63683	NUT, SWITCH SCREW	75	74
	CLAMP	105	12	12-20192	WASHER, SHIFT CONTROL		
11-34388	NUT, WIRING HARNESS				SWITCH SCREW	63	48
	CLAMP	109	39	12-20192	WASHER, SHIFT CONTROL		
11-34688	NUT, CAM ROLLER PIN	15	29		SWITCH SCREW	63	48
11-34688	NUT, CAM ROLLER PIN	15	9	12-20192	WASHER, SHIFT CONTROL		
11-34688	NUT, CAM ROLLER PIN	19	30		SWITCH SCREW	67	46
11-34688	NUT, CAM ROLLER PIN	19	9	12-20192	WASHER, SWITCH		
11-34688	NUT, CONTROL HOUSING				ATTACHING STUD	55	6
	CLAMPING SCREW	55	16	12-20346	WASHER, REMOTE		
11-34688	NUT, CONTROL HOUSING				CONTROL HOUSING TO		
	CLAMPING SCREW	73	4		BOAT SCREW	5	53
11-34688	NUT, REMOTE CONTROL			12-20346	WASHER, REMOTE		
	HOUSING CLAMPING				CONTROL SCREW	9	46
	SCREW	9	44	12-20346	WASHER, REMOTE		
11-34688	NUT, REMOTE CONTROL				CONTROL SCREW	15	41
	HOUSING CLAMPING			12-20583	WASHER, THROTTLE SHAFT		
	SCREW	17	44		LINK	3	14
11-34688	NUT, REMOTE CONTROL			12-24664	WASHER, REMOTE		
	HOUSING CLAMPING				CONTROL SCREW	27	45
	SCREW	21	45	12-24664	WASHER, REMOTE		
11-36069	NUT, REMOTE CONTROL TO				CONTROL SCREW	33	18
	BOAT SCREW	17	42	12-24664	WASHER, REMOTE		
11-37556	NUT, EXTENSION CABLE				CONTROL SCREW	61	36
	SCREW	51	3	12-24664	WASHER, REMOTE		
11-37800	NUT, CAM ROLLER PIN	23	11		CONTROL SCREW	69	5
11-37800	NUT, CAM ROLLER PIN	23	11	12-24664	WASHER, REMOTE		
11-37800	NUT, CAM ROLLER PIN	25	30		CONTROL SCREW	77	5
11-37800	NUT, CAM ROLLER PIN	25	30	12-24664	WASHER, REMOTE		
11-37800	NUT, CAM ROLLER PIN	29	12		CONTROL SCREW	83	35
11-37800	NUT, CAM ROLLER PIN	29	34	12-24664	WASHER, REMOTE		
11-37800	NUT, CAM ROLLER PIN	59	13		CONTROL SCREW	91	36
11-37800	NUT, CAM ROLLER PIN	59	13	12-24664	WASHER, REMOTE		
11-37800	NUT, CAM ROLLER PIN	65	10		CONTROL SCREW	95	17
11-37800	NUT, CAM ROLLER PIN	81	13	12-24664	WASHER, REMOTE		
11-37800	NUT, CAM ROLLER PIN	81	13		CONTROL SCREW	97	34
11-37800	NUT, CAM ROLLER PIN	87	10	12-24664	WASHER, REMOTE		
11-37800	NUT, CAM ROLLER PIN	91	10		CONTROL SCREW	101	4
11-37800	NUT, CAM ROLLER PIN	91	27	12-26014	WASHER HARNESS CLIP		
11-37800	NUT, CAM ROLLER PIN	97	12		SCREW	85	53
11-37800	NUT, CAM ROLLER PIN	107	11	12-26014	WASHER, HARNESS CLIP		
11-39265	NUT, JAM - THROTTLE AND				SCREW	99	48
	SHIFT ARM STOP SCREW	13	39	12-26014	WASHER, HARNESS CLIP		
					SCREWS	89	50

PARTS INDEX

Part Number	Description	Pg.	Ref. No.	Part Number	Description	Pg.	Ref. No.
12-26168	WASHER, REMOTE CONTROL MOUNTING STUD	57	52	12-34675	WASHER, RETAINING - THROTTLE LEVER SCREW	29	30
12-26168	WASHER, REMOTE CONTROL MOUNTING STUD	75	40	12-34675	WASHER, RETAINING - THROTTLE LEVER SCREW	59	17
12-29626	WASHER, THROTTLE SHAFT LINK	3	17	12-34675	WASHER, RETAINING - THROTTLE LEVER SCREW	59	17
12-29627	WASHER, SHIFT SECTOR GEAR TO HOUSING	3	26	12-34675	WASHER, RETAINING - THROTTLE LEVER SCREW	65	15
12-29629	WASHER, THROTTLE LINK	3	21	12-34675	WASHER, RETAINING - THROTTLE LEVER SCREW	81	17
12-29629	WASHER, THROTTLE LINK	3	8	12-34675	WASHER, RETAINING - THROTTLE LEVER SCREW	81	17
12-29629	WASHER, WEAR - THROTTLE CAM PIN	55	28	12-34675	WASHER, RETAINING - THROTTLE LEVER SCREW	87	15
12-29629	WASHER, WEAR - THROTTLE CAM PIN	73	16	12-34675	WASHER, RETAINING - THROTTLE LEVER SCREW	91	22
12-29629	WASHER, WEAR - THROTTLE LEVER	73	10	12-34675	WASHER, RETAINING - THROTTLE LEVER SCREW	97	16
12-29629	WASHER, WEAR - THROTTLE LEVER LINK PIN	55	22	12-34675	WASHER, SHIFT LEVER SCREW	9	42
12-29683	WASHER, THROTTLE SHAFT AND LINK TO HOUSING	3	19	12-34675	WASHER, THROTTLE LEVER SCREW	7	6
12-31760	WASHER, CABLE GUIDE SCREW	13	-	12-34680	WASHER, CAM ROLLER PIN	7	9
12-31760	WASHER, CABLE GUIDE SCREW	13	42	12-35950	WASHER, CAM ROLLER PIN	15	28
12-34178	WASHER, NYLON - THROTTLE HANDLE (THIN)	11	20	12-35950	WASHER, CAM ROLLER PIN	15	8
12-34181	WASHER, THROTTLE AND SHIFT HANDLE SCREW	11	19	12-35950	WASHER, CAM ROLLER PIN	19	29
12-34189	WASHER, NYLON - INSIDE ARM SHAFT (THICK)	11	24	12-35950	WASHER, CAM ROLLER PIN	19	8
12-34675	WASHER, RETAINING - SHIFT AND THROTTLE LEVER SCREW	107	8	12-35950	WASHER, CAM ROLLER PIN	23	10
12-34675	WASHER, RETAINING - SHIFT LEVER SCREW	15	5	12-35950	WASHER, CAM ROLLER PIN	23	10
12-34675	WASHER, RETAINING - SHIFT LEVER SCREW	19	5	12-35950	WASHER, CAM ROLLER PIN	25	29
12-34675	WASHER, RETAINING - SHIFT LEVER SCREW	23	6	12-35950	WASHER, CAM ROLLER PIN	25	29
12-34675	WASHER, RETAINING - SHIFT LEVER SCREW	23	6	12-35950	WASHER, CAM ROLLER PIN	29	11
12-34675	WASHER, RETAINING - SHIFT LEVER SCREW	29	8	12-35950	WASHER, CAM ROLLER PIN	29	33
12-34675	WASHER, RETAINING - SHIFT LEVER SCREW	91	6	12-35950	WASHER, CAM ROLLER PIN	91	26
12-34675	WASHER, RETAINING - THROTTLE LEVER SCREW	15	24	12-35950	WASHER, CONTROL CABLE PIN	55	24
12-34675	WASHER, RETAINING - THROTTLE LEVER SCREW	19	25	12-35950	WASHER, CONTROL CABLE PIN	73	12
12-34675	WASHER, RETAINING - THROTTLE LEVER SCREW	25	25	12-35958	WASHER, CONTROL SHAFT RETAINING SCREW	17	46
				12-35958	WASHER, CONTROL SHAFT RETAINING SCREW	21	47
				12-38503	WASHER, SPACER - THROTTLE CAM TO STARBOARD HOUSING	55	39
				12-38503	WASHER, SPACER - THROTTLE CAM TO STARBOARD HOUSING	73	27
				12-39263	WASHER, NYLON - THROTTLE AND SHIFT HANDLE	11	28

PARTS INDEX

Part Number	Description	Pg.	Ref. No.	Part Number	Description	Pg.	Ref. No.
12-57950	WASHER, WEAR - PORT HOUSING	57	57	13-39317	FASTENER, BLOCKING PIN TO SHIFT CAM	91	15
12-57950	WASHER, WEAR - PORT HOUSING	75	45	13-39317	FASTENER, BLOCKING PIN TO SHIFT CAM	107	17
13-24658	LOCKWASHER, SWITCH SCREW	75	73	13-39317	FASTENER, DETENT PIN	77	20
13-26423	LOCKWASHER, SWITCH AND PLATE SCREW	85	49	13-39317	FASTENER, DETENT PIN TO SHIFT LEVER	101	19
13-26423	LOCKWASHER, SWITCH AND PLATE SCREW	85	49	13-39317	FASTENER, DETENT PIN TO SHIFT LEVER	33	7
13-26423	LOCKWASHER, SWITCH AND PLATE SCREW	85	49	13-39317	FASTENER, DETENT PIN TO SHIFT LEVER	95	6
13-26423	LOCKWASHER, SWITCH AND PLATE SCREW	89	46	13-393171	FASTENER - BLOCKING PIN TO SHIFT CAM	23	18
13-26423	LOCKWASHER, SWITCH AND PLATE SCREW	99	44	13-393171	FASTENER - BLOCKING PIN TO SHIFT CAM	23	18
13-26423	LOCKWASHER, SWITCH AND PLATE SCREW	103	39	16-56064	STUD, SHIFT CONTROL SWITCH ATTACHING	55	3
13-26423	LOCKWASHER, SWITCH AND PLATE SCREW	79	41	16-57824	STUD, REMOTE CONTROL TO BOAT	55	2
13-26992	LOCKWASHER, CONTROL HANDLE FASTENING SCREW	5	51	16-57824	STUD, REMOTE CONTROL TO BOAT (3")	73	2
13-26992	LOCKWASHER, CONTROL LEVER SCREW	9	38	16-58152	STUD, KN OB TO SHIFT HANDLE	77	13
13-26994	WASHER, SWITCH AND PLATE SCREW	75	70	16-58152	STUD, KNOB TO SHIFT HANDLE	69	13
13-26995	LOCKWASHER, SPACER BLOCK BRACKET SCREW	13	46	16-58152	STUD, KNOB TO SHIFT HANDLE	101	12
13-26996	WASHER, SHIFT MOTOR BRACKET SCREW	75	64	17-20009	PIN, DETENT - CONTROL HOUSING NEUTRAL WARM-UP LEVER	7	13
13-26996	WASHER, SHIFT MOTOR BRACKET SCREW	77	35	17-20009	PIN, DETENT - CONTROL HOUSING SECTOR GEAR	3	42
13-26996	WASHER, SHIFT MOTOR BRACKET SCREW	83	43	17-23757	ROLL PIN, CABLE END GUIDE PIN	39	12
13-26996	WASHER, SHIFT MOTOR BRACKET SCREW	83	43	17-23757	ROLL PIN, CABLE END GUIDE PIN	41	12
13-26996	WASHER, SHIFT MOTOR BRACKET SCREW	89	41	17-23928	ROLL PIN, CABLE ANCHOR PIN (1/2")	49	2
13-26996	WASHER, SHIFT MOTOR BRACKET SCREW	99	38	17-29908	PIN, ROLLER GUIDE TO SHIFT LEVER	15	13
13-26996	WASHER, SHIFT MOTOR BRACKET SCREW	101	33	17-29908	PIN, ROLLER GUIDE TO SHIFT LEVER	19	13
13-33251	LOCKWASHER, DETENT PLATE SCREW	11	6	17-29908	PIN, ROLLER GUIDE TO SHIFT LEVER	23	13
13-34678	WASHER, WAVE - NEUTRAL WARM-UP LEVER	7	19	17-29908	PIN, ROLLER GUIDE TO SHIFT LEVER	23	13
13-37821	LOCKWASHER, BEZEL SCREW	31	42	17-29908	PIN, ROLLER GUIDE TO SHIFT LEVER	29	14
13-37821	LOCKWASHER, BEZEL SCREW	65	34	17-29908	PIN, ROLLER GUIDE TO THROTTLE LEVER	15	31
13-39317	FASTENER - BLOCKING PIN TO SHIFT CAM	29	20	17-29908	PIN, ROLLER GUIDE TO THROTTLE LEVER	19	32
13-39317	FASTENER, BLOCKING PIN	83	28	17-29908	PIN, ROLLER GUIDE TO THROTTLE LEVER	25	32
13-39317	FASTENER, BLOCKING PIN	83	28	17-29908	PIN, ROLLER GUIDE TO THROTTLE LEVER	25	32
13-39317	FASTENER, BLOCKING PIN	87	28	17-29908	PIN, ROLLER GUIDE TO THROTTLE LEVER	25	32
13-39317	FASTENER, BLOCKING PIN	97	27	17-29908	PIN, ROLLER GUIDE TO THROTTLE LEVER	25	32
13-39317	FASTENER, BLOCKING PIN TO SHIFT CAM	61	28	17-29908	PIN, ROLLER GUIDE TO THROTTLE LEVER	29	36
13-39317	FASTENER, BLOCKING PIN TO SHIFT CAM	61	28	17-29996	PIN, CABLE END GUIDE	39	10
				17-29996	PIN, CABLE END GUIDE	41	10

PARTS INDEX

Part Number	Description	Pg.	Ref. No.	Part Number	Description	Pg.	Ref. No.
17-34692	PIN, SHIFT AND THROTTLE LEVERS	7	21	17-37603	PIN, CAM ROLLER TO THROTTLE LEVER	59	11
17-35944	PIN, CONTROL CABLE TO SHIFT LEVER	15	10	17-37603	PIN, CAM ROLLER TO THROTTLE LEVER	65	8
17-35944	PIN, CONTROL CABLE TO SHIFT LEVER	19	10	17-37603	PIN, CAM ROLLER TO THROTTLE LEVER	81	11
17-35944	PIN, CONTROL CABLE TO THROTTLE LEVER	15	32	17-37603	PIN, CAM ROLLER TO THROTTLE LEVER	81	11
17-35944	PIN, CONTROL CABLE TO THROTTLE LEVER	19	33	17-37603	PIN, CAM ROLLER TO THROTTLE LEVER	87	8
17-35951	PIN, CAM ROLLER TO SHIFT LEVER	15	6	17-37603	PIN, CAM ROLLER TO THROTTLE LEVER	91	25
17-35951	PIN, CAM ROLLER TO SHIFT LEVER	19	6	17-37603	PIN, CAM ROLLER TO THROTTLE LEVER	97	10
17-35951	PIN, CAM ROLLER TO THROTTLE LEVER	15	26	17-37801	PIN, CONTROL CABLE	37	4
17-35951	PIN, CAM ROLLER TO THROTTLE LEVER	19	27	17-37801	PIN, CONTROL CABLE	77	24
17-36241A1	PIN ASSEMBLY, BLOCKING - SHIFT CAM	15	17	17-37801	PIN, CONTROL CABLE	101	23
17-36241A1	PIN ASSEMBLY, BLOCKING - SHIFT CAM	19	17	17-37801	PIN, CONTROL CABLE TO SHIFT AND THROTTLE LEVER	107	12
17-37599A2	PIN ASSEMBLY, BLOCKING	83	26	17-37801	PIN, CONTROL CABLE TO SHIFT LEVER	29	15
17-37599A2	PIN ASSEMBLY, BLOCKING	83	26	17-37801	PIN, CONTROL CABLE TO SHIFT LEVER	33	9
17-37599A2	PIN ASSEMBLY, BLOCKING	87	26	17-37801	PIN, CONTROL CABLE TO SHIFT LEVER	69	23
17-37599A2	PIN ASSEMBLY, BLOCKING	97	25	17-37801	PIN, CONTROL CABLE TO SHIFT LEVER	95	8
17-37599A2	PIN ASSEMBLY, BLOCKING - SHIFT CAM	23	16	17-37801	PIN, CONTROL CABLE TO SHIFT LEVER	95	8
17-37599A2	PIN ASSEMBLY, BLOCKING - SHIFT CAM	23	16	17-37801	PIN, CONTROL CABLE TO THROTTLE AND SHIFT LEVERS	25	33
17-37599A2	PIN ASSEMBLY, BLOCKING - SHIFT CAM	29	19	17-37801	PIN, CONTROL CABLE TO THROTTLE AND SHIFT LEVERS	25	33
17-37599A2	PIN ASSEMBLY, BLOCKING - SHIFT CAM	61	26	17-37801	PIN, CONTROL CABLE TO THROTTLE AND SHIFT LEVERS	91	28
17-37599A2	PIN ASSEMBLY, BLOCKING - SHIFT CAM	61	26	17-37801	PIN, CONTROL CABLE TO THROTTLE LEVER	29	37
17-37599A2	PIN ASSEMBLY, BLOCKING - SHIFT CAM	65	26	17-37801	PIN, CONTROL CABLE TO THROTTLE LEVER	33	21
17-37599A2	PIN ASSEMBLY, BLOCKING - SHIFT CAM	91	13	17-37801	PIN, CONTROL CABLE TO THROTTLE LEVER	59	14
17-37599A2	PIN ASSEMBLY, BLOCKING - SHIFT CAM	107	16	17-37801	PIN, CONTROL CABLE TO THROTTLE LEVER	59	14
17-37603	PIN, CAM ROLLER TO SHIFT AND THROTTLE LEVER SCREW	107	9	17-37801	PIN, CONTROL CABLE TO THROTTLE LEVER	59	14
17-37603	PIN, CAM ROLLER TO SHIFT LEVER	23	9	17-37801	PIN, CONTROL CABLE TO THROTTLE LEVER	65	11
17-37603	PIN, CAM ROLLER TO SHIFT LEVER	23	9	17-37801	PIN, CONTROL CABLE TO THROTTLE LEVER	69	26
17-37603	PIN, CAM ROLLER TO SHIFT LEVER	29	9	17-37801	PIN, CONTROL CABLE TO THROTTLE LEVER	77	27
17-37603	PIN, CAM ROLLER TO SHIFT LEVER	91	9	17-37801	PIN, CONTROL CABLE TO THROTTLE LEVER	81	14
17-37603	PIN, CAM ROLLER TO THROTTLE LEVER	25	28	17-37801	PIN, CONTROL CABLE TO THROTTLE LEVER	81	14
17-37603	PIN, CAM ROLLER TO THROTTLE LEVER	25	28	17-37801	PIN, CONTROL CABLE TO THROTTLE LEVER	87	11
17-37603	PIN, CAM ROLLER TO THROTTLE LEVER	29	31	17-37801	PIN, CONTROL CABLE TO THROTTLE LEVER	95	20

PARTS INDEX

Part Number	Description	Pg.	Ref. No.	Part Number	Description	Pg.	Ref. No.
17-37801	PIN, CONTROL CABLE TO THROTTLE LEVER	101	26	18-32857	COTTER PIN, CONTROL CABLE TO CONTROL HOUSING	91	2
17-39577A2	PIN ASSEMBLY, DETENT . .	77	18	18-32857	COTTER PIN, CONTROL CABLE TO CONTROL HOUSING	95	10
17-39577A2	PIN ASSEMBLY, DETENT . .	101	17	18-32857	COTTER PIN, CONTROL CABLE TO CONTROL HOUSING	97	2
17-39577A2	PIN ASSEMBLY, DETENT - SHIFT LEVER	69	18	18-32857	COTTER PIN, CONTROL CABLE TO CONTROL HOUSING	101	15
17-39577A2	PIN ASSEMBLY, DETENT - SHIFT LEVER	95	4	18-32857	COTTER PIN, CONTROL CABLE TO RETAINER . . .	37	6
17-39577A3	PIN ASSEMBLY, DETENT - SHIFT LEVER	33	5	18-32857	COTTER PIN, CONTROL CABLE TO SHIFT LEVER PIN	19	11
17-55748	PIN, PIVOT - THROTTLE LEVER	55	26	18-32857	COTTER PIN, CONTROL CABLE TO THROTTLE LEVER PIN	19	34
17-55748	PIN, PIVOT - THROTTLE LEVER	73	14	18-32857	COTTER PIN, THROTTLE LINK TO ACTUATOR	3	9
18-21071	COTTER PIN, LINK TO CABLE ANCHOR BLOCK . .	3	18	18-36002	COTTER PIN, CONTROL CABLE TO CONTROL HOUSING	15	14
18-21071	COTTER PIN, LINK TO THROTTLE SHAFT	3	15	18-36002	COTTER PIN, CONTROL CABLE TO CONTROL HOUSING	19	14
18-21071	COTTER PIN, THROTTLE CABLE TO LEVER	55	25	18-37809	PIN (HAIR), C ONTROL CABLE PIN	25	34
18-21071	COTTER PIN, THROTTLE CABLE TO LEVER	73	13	18-37809	PIN (HAIR), CONTROL CABLE PIN	25	34
18-29623	COTTER PIN, CONTROL TO SHIFT LEVER PIN	15	11	18-37809	PIN (HAIR), CONTROL CABLE PIN	59	15
18-29623	COTTER PIN, LINK TO THROTTLE CAM	55	29	18-37809	PIN (HAIR), CONTROL CABLE PIN	59	15
18-29623	COTTER PIN, LINK TO THROTTLE CAM	73	17	18-37809	PIN (HAIR), CONTROL CABLE PIN	65	12
18-29623	COTTER PIN, SHIFT AND THROTTLE LEVER PINS . .	7	22	18-37809	PIN (HAIR), CONTROL CABLE PIN	81	15
18-29623	COTTER PIN, THROTTLE LEVER TO LINK	55	23	18-37809	PIN (HAIR), CONTROL CABLE PIN	81	15
18-29623	COTTER PIN, THROTTLE LEVER TO LINK	73	11	18-37809	PIN (HAIR), CONTROL CABLE PIN	87	12
18-32857	COTTER PIN, CONTROL CABLE TO CONTROL HOUSING	23	3	18-37809	PIN (HAIR), CONTROL CABLE PIN	91	29
18-32857	COTTER PIN, CONTROL CABLE TO CONTROL HOUSING	29	4	18-37809	PIN (HAIR), CONTROL CABLE PIN	97	14
18-32857	COTTER PIN, CONTROL CABLE TO CONTROL HOUSING	33	11	18-37809	PIN, CONTROB CABLE TO THROTTLE LEVER PIN . .	95	21
18-32857	COTTER PIN, CONTROL CABLE TO CONTROL HOUSING	59	3	18-37809	PIN, CONTROL CABLE	77	25
18-32857	COTTER PIN, CONTROL CABLE TO CONTROL HOUSING	65	4	18-37809	PIN, CONTROL CABLE	101	24
18-32857	COTTER PIN, CONTROL CABLE TO CONTROL HOUSING	69	16	18-37809	PIN, CONTROL CABLE PIN . .	37	5
18-32857	COTTER PIN, CONTROL CABLE TO CONTROL HOUSING	77	16				
18-32857	COTTER PIN, CONTROL CABLE TO CONTROL HOUSING	81	3				

PARTS INDEX

Part Number	Description	Pg.	Ref. No.	Part Number	Description	Pg.	Ref. No.
18-37809	PIN, CONTROL CABLE TO SHIFT LEVER PIN	29	16	23-29734	SPACER, CONTROL HOUSING TO HOUSING	47	4
18-37809	PIN, CONTROL CABLE TO SHIFT LEVER PIN	33	10	23-31309	SPACER, SWITCH AND PLATE SCREW	85	50
18-37809	PIN, CONTROL CABLE TO SHIFT LEVER PIN	69	24	23-31309	SPACER, SWITCH AND PLATE SCREW	85	50
18-37809	PIN, CONTROL CABLE TO SHIFT LEVER PIN	95	9	23-31309	SPACER, SWITCH AND PLATE SCREW	89	47
18-37809	PIN, CONTROL CABLE TO THROTTLE LEVER PIN	31	38	23-31309	SPACER, SWITCH AND PLATE SCREW	99	45
18-37809	PIN, CONTROL CABLE TO THROTTLE LEVER PIN	33	22	23-32914	SLEEVE, SCREW AND NUT CONNECTION	51	4
18-37809	PIN, CONTROL CABLE TO THROTTLE LEVER PIN	69	27	23-33589	BUSHING, NYLON - NEUTRAL WARM-UP LEVER (5/8" I D)	7	20
18-37809	PIN, CONTROL CABLE TO THROTTLE LEVER PIN	77	28	23-33589	BUSHING, NYLON - SHIFT AND THROTTLE LEVER (5/8" I.D.)	107	5
18-37809	PIN, CONTROL CABLE TO THROTTLE LEVER PIN	101	27	23-33589	BUSHING, NYLON - SHIFT LEVER (5/8" I D)	9	40
19-20011	WELCH PLUG, DETENT PIN AND SPRING RETAINING	5	44	23-33589	BUSHING, NYLON - SHIFT LEVER (5/8" I D)	29	5
19-20011	WELCH PLUG, DETENT PIN AND SPRING RETAINING	7	16	23-33589	BUSHING, NYLON - SHIFT LEVER (5/8" I. D.)	15	2
19-30064	PLUG, CHOKE SWITCH HOLE	3	32	23-33589	BUSHING, NYLON - SHIFT LEVER (5/8" I. D.)	19	2
19-30064	PLUG, CHOKE SWITCH HOLE	9	48	23-33589	BUSHING, NYLON - SHIFT LEVER (5/8" I. D.)	23	5
19-45119	PLUG, IGNITION SWITCH HOLE	9	49	23-33589	BUSHING, NYLON - SHIFT LEVER (5/8" I. D.)	23	5
19-45119	PLUG, KEY SWITCH HOLE	3	31	23-33589	BUSHING, NYLON - SHIFT LEVER (5/8" I. D.)	91	5
19-45119	PLUG,IGNITION SWITCH HOLE	9	49	23-33589	BUSHING, NYLON - THROTTLE LEVER (5/8" I D)	81	8
19-45918	PLUG,CONTROL HOUSING HOLE	9	51	23-33589	BUSHING, NYLON - THROTTLE LEVER (5/8" I D)	81	8
19-55348	PLUG,CONTROL HOUSING HOLE	9	51	23-33589	BUSHING, NYLON - THROTTLE LEVER (5/8" I D)	81	8
19-55349	PLUG,IGNITION SWITCH HOLE	9	49	23-33589	BUSHING, NYLON - THROTTLE LEVER (5/8" I. D.)	15	23
19-55350	PLUG,CHOKE SWITCH HOLE	9	48	23-33589	BUSHING, NYLON - THROTTLE LEVER (5/8" I. D.)	19	24
19-58776	PLUG, SHIFT LEVER	91	4	23-33589	BUSHING, NYLON - THROTTLE LEVER (5/8" I. D.)	25	24
19-58776	PLUG, THROTTLE AND SHIFT LEVER	107	6A	23-33589	BUSHING, NYLON - THROTTLE LEVER (5/8" I. D.)	25	24
19-58776	PLUG, THROTTLE LEVER	59	10	23-33589	BUSHING, NYLON - THROTTLE LEVER (5/8" I. D.)	65	13
19-58776	PLUG, THROTTLE LEVER	59	10	23-33589	BUSHING, NYLON - THROTTLE LEVER (5/8" I. D.)	87	13
19-58776	PLUG, THROTTLE LEVER	65	7	23-33589	BUSHING, NYLON - THROTTLE LEVER (5/8" I. D.)	97	7
19-58776	PLUG, THROTTLE LEVER	81	10				
19-58776	PLUG, THROTTLE LEVER	81	10				
19-58776	PLUG, THROTTLE LEVER	87	7				
19-58776	PLUG, THROTTLE LEVER	91	20				
19-58776	PLUG, THROTTLE LEVER	97	9				
23-27132	BUSHING, NYLON - THROTTLC AND SHIFT GEAR	3	24	23-33589	BUSHING, NYLON - THROTTLE LEVER (5/8" I. D.)	65	13
23-28314	BUSHING, NYLON - THROTTLE SECTOR ACTUATOR	3	4	23-33589	BUSHING, NYLON - THROTTLE LEVER (5/8" I. D.)	87	13
23-29638	BUSHING, NYLON - THROTTLE LINK	3	6	23-33589	BUSHING, NYLON - THROTTLE LEVER (5/8" I. D.)	97	7
23-29684	BUSHING, NYLON - THROTTLE CONTROL LEVER TO HOUSING	5	45				

PARTS INDEX

Part Number	Description	Pg.	Ref. No.	Part Number	Description	Pg.	Ref. No.
23-33589	BUSHING, NYLON - THROTTLE LEVER (5/8" I.D.)	29	27	23-37593	BUSHING, NYLON - THROTTLE LEVER (11/16" I D)	95	26
23-33589	BUSHING, NYLON - THROTTLE LEVER (5/8" I.D.)	59	8	23-37593	BUSHING, NYLON - THROTTLE LEVER (11/16" I. D.)	33	28
23-33589	BUSHING, NYLON - THROTTLE LEVER (5/8" I.D.)	59	8	23-37593	BUSHING, NYLON -) SHIFT AND THROTTLE LEVERS (11/16" I. D.)	69	7
23-34677	BUSHING, NYLON - SHIFT CAM (1" I. D.)	15	15	23-37593	BUSHING, NYLON- THROTTLE/SHIFT CAMS TO CONTROL HSG. (11/16" I. D.)	91	11
23-34677	BUSHING, NYLON - SHIFT CAM (1" I. D.)	19	15	23-37594	BUSHING, NYLON - THROTTLE AND SHAFT CAMS (7/8" I D)	83	38
23-34677	BUSHING, NYLON - THROTTLE CAM	15	21	23-37594	BUSHING, NYLON - THROTTLE AND SHIFT CAMS (7/8" I. D.)	61	39
23-34677	BUSHING, NYLON - THROTTLE CAM (1 " I. D.)	19	22	23-37594	BUSHING, NYLON - THROTTLE AND SHIFT CAMS TO CENTER HOUSING (7/8" I. D.)	25	22
23-34677	BUSHING, NYLON- FACE CAM (1" I D)	7	24	23-55399	BUSHING, NYLON - PORT HOUSING	57	47
23-34947	SLEEVE, SAFETY SWITCH LEAD	7	26	23-55399	BUSHING, NYLON - PORT HOUSING	73	35
23-37593	BUSHING, NYLON - CONTROL HANDLE	65	31	23-55400	BUSHING, NYLON - STARBOARD HOUSING	55	38
23-37593	BUSHING, NYLON - CONTROL HANDLE	87	30	23-55400	BUSHING, NYLON - STARBOARD HOUSING	73	26
23-37593	BUSHING, NYLON - SHIFT AND THROTTLE LEVERS (11/16" I. D.)	77	7	23-56639	SPACER, SWITCH AND PLATE SCREW	103	40
23-37593	BUSHING, NYLON - SHIFT AND THROTTLE LEVERS (11/16" I.D.)	101	6	23-56639	SPACER, SWITCHAND PLATE SCREW	79	42
23-37593	BUSHING, NYLON - SHIFT CAM (11/16" I. D.)	29	17	23-57301	SPACER, SHIFT CONTROL SWITCH SCREW	71	35
23-37593	BUSHING, NYLON - SHIFT CAM (11/16" I.D.)	107	14	23-77658	SPACER, CONTROL HANDLE	105	14
23-37593	BUSHING, NYLON - SHIFT LEVER (11/16" I D)	95	12	23-77658	SPACER, CONTROL HANDLE	109	41
23-37593	BUSHING, NYLON - SHIFT LEVER (11/16" I. D.)	33	13	23-77702	SPACER, CONTROL HANDLE	105	15
23-37593	BUSHING, NYLON - THROTTLE AND SHAFT CAMS (11/16" I.D.)	97	4	23-77702	SPACER, CONTROL HANDLE	109	42
23-37593	BUSHING, NYLON - THROTTLE AND SHIFT CAMS (11/16" I D)	81	5	24-20010	SPRING, DETENT PIN	5	43
23-37593	BUSHING, NYLON - THROTTLE AND SHIFT CAMS (11/16" I. D.)	87	5	24-20099	SPRING, CABLE END GUIDE PIN	39	11
23-37593	BUSHING, NYLON - THROTTLE AND SHIFT CAMS (11/16" I.D.)	59	5	24-20099	SPRING, CABLE END GUIDE PIN	41	11
23-37593	BUSHING, NYLON - THROTTLE AND SHIFT CAMS (11/16" I.D.)	65	5	24-30891	SPRING, DETENT - DRIVE GEAR BALL	3	29
23-37593	BUSHING, NYLON - THROTTLE AND SHIFT CAMS TO CONTROL HOUSING (11/16" I. D.)	23	14	24-34183	SPRING, TENSION - DETENT BARREL	11	12
				24-34183	SPRING, TENSION - THROTTLE AND SHIFT HANDLE	11	29
				24-34683	SPRING, DETENT - CONTROL HOUSING	7	2

PARTS INDEX

Part Number	Description	Pg.	Ref. No.	Part Number	Description	Pg.	Ref. No.
24-34683	SPRING, DETENT- THROTTLE CAM	55	37	25-78842	GROMMET, CONTROL HANDLE	109	32
24-35210	SPRING, DETENT PIN	7	14	30-34182	BALL, TENSION - DETENT SPRING	11	13
24-35227	SPRING, DETENT PIN TENSION	7	15	30-34182	BALL, TENSION - TENSION SPRING	11	30
24-36244	SPRING, COMPRESSION - BLOCKING PIN	15	18	30-39266	BALL, NYLON - THROTTLE AND SHIFT HANDLE	11	35
24-36244	SPRING, COMPRESSION - BLOCKING PIN	19	18	37-31021	TAPE, NEUTRAL WARM-UP LEVER	7	18
24-38872	SPRING, COMPRESSION	83	27	37-31021	TAPE, THROTTLE CONTROL LEVER	5	--
24-38872	SPRING, COMPRESSION	83	27	37-34983	DECAL, CONTROL HOUSING (MERCENTROL)	9	33
24-38872	SPRING, COMPRESSION	87	27	37-46424	DECAL, CONTROL HOUSING (MERCENTROL)	9	33
24-38872	SPRING, COMPRESSION	97	26	37-55325	DECAL, CONTROL HOUSING (MERCENTROL)	9	--
24-38872	SPRING, COMPRESSION - BLOCKING PIN	23	17	37-55326	DECAL, CONTROL HOUSING (MERCENTROL)	9	33
24-38872	SPRING, COMPRESSION - BLOCKING PIN	23	17	38-29643	INSIGNIA, CONTROL LEVER	47	2
24-38872	SPRING, COMPRESSION - BLOCKING PIN	29	21	38-29643	INSIGNIA, CONTROL LEVER	47	2
24-38872	SPRING, COMPRESSION - BLOCKING PIN	61	27	38-34185	NAME PLATE, REMOTE CONTROL HOUSING	11	2
24-38872	SPRING, COMPRESSION - BLOCKING PIN	61	27	43-29575	GEAR, DRIVE - ACTUATOR	3	10
24-38872	SPRING, COMPRESSION - BLOCKING PIN	65	27	43-30204	GEAR, THROTTLE SECTOR	3	20
24-38872	SPRING, COMPRESSION - BLOCKING PIN	91	14	43-31802	GEAR, SHIFT SECTOR	3	25
24-38872	SPRING, COMPRESSION - SHIFT LEVER DETENT PIN	107	18	53-29641	"E" RING, THROTTLE LINK TO SECTOR GEAR	3	22
24-38872	SPRING, COMPRESSION - SHIFT LEVER DETENT PIN	33	6	53-30523	RING, SNAP - THROTTLE AND SHIFT HANDLE TO SHAFT	11	26
24-38872	SPRING, COMPRESSION - SHIFT LEVER DETENT PIN	95	5	54-20386	CLAMP, SAFETY SWITCH LEAD SLEEVE	7	27
24-55802	SPRING, COMPRESSION	77	19	54-20387	CLAMP, SAFETY SWITCH	25	--
24-55802	SPRING, COMPRESSION	101	18	54-20387	CLAMP, SAFETY SWITCH	25	--
24-55802	SPRING, COMPRESSION - SHIFT LEVER DETENT PIN	69	19	54-20387	CLAMP, SAFETY SWITCH	31	--
24-55802	SPRING, TENSION - DETENT PIN	57	55	54-20387	CLAMP, SAFETY SWITCH	91	--
24-55802	SPRING, TENSION - DETENT PIN	75	43	54-20387	CLAMP, SAFETY SWITCH	107	--
24-57319	SPRING, TORSION - INTERLOCK LEVER	57	49	54-20387	CLAMP, SWITCH HARNESS	35	32
24-57320	SPRING, DETENT - NEUTRAL WARM UP BUTTON	57	51	54-20387	CLAMP, SWITCH HARNESS	95	30
24-57320	SPRING, DETENT - NEUTRAL WARM UP BUTTON	73	39	54-22740	CLIP, CONTROL CABLE TO BOAT	41	15
24-63076	SPRING, TORSION - INTERLOCK LEVER	73	37	54-22740	CLIP, NYLON - SHIFT CONTROL SWITCH HARNESS	85	52
25-20034	"O" RING, CHOKE HOLE PLUG	3	33	54-22740	CLIP, NYLON - SHIFT CONTROL SWITCH HARNESS	89	49
25-20034	"O" RING, IGNITION SWITCH HOLE PLUG	9	50	54-22740	CLIP, NYLON - SWITCH HARNESS	99	47
25-78842	GROMMET, CONTROL HANDLE	105	6	54-22740	CLIP, NYLON - SWITCH HARNESS	79	44
				54-22740	CLIP, NYLON - SWITCH HARNESS	103	42
				54-22740	CLIP, SAFETY SWITCH CABLE TO HOUSING	3	36

PARTS INDEX

Part Number	Description	Pg.	Ref. No.	Part Number	Description	Pg.	Ref. No.
54-22875	CLIP, TRIM CONTROL HARNESS ATTACHING ..	55	12	84-63433-7	CABLE, SWITCH (YELLOW - 2 3/4")	103	37
54-24836	CLIP, CONTROL CABLE TO BOAT	39	15	84-63486-2	CABLE, SWITCH (BROWN 2 7/8")	75	75
54-26550	CLIP, NYLON - SHIFT CONTROL SWITCH HARNESS	63	50	84-63511A1	HARNESS ASSEMBLY, SHIFT CONTROL	75	62
54-26550	CLIP, NYLON - SHIFT CONTROL SWITCH HARNESS	63	50	84-63511A2	HARNESS ASSEMBLY, SHIFT CONTROL	77	33
54-26550	CLIP, NYLON - SHIFT CONTROL SWITCH HARNESS	67	48	84-63511A2	HARNESS ASSEMBLY, SHIFT CONTROL	101	31
54-26550	CLIP, NYLON - SHIFT CONTROL SWITCH HARNESS	71	37	84-63511A3	HARNESS ASSEMBLY, SHIFT CONTROL	83	41
54-26550	CLIP, SAFETY SWITCH HARNESS TO CONTROL HOUSING	17	50	84-63511A3	HARNESS ASSEMBLY, SHIFT CONTROL	83	41
54-26550	CLIP, SAFETY SWITCH HARNESS TO CONTROL HOUSING	21	51	84-63511A3	HARNESS ASSEMBLY, SHIFT CONTROL	89	38
54-26550	CLIP, SAFETY SWITCH LEADS TO CONTROL HOUSING	7	29	84-63511A3	HARNESS ASSEMBLY, SHIFT CONTROL	97	36
54-26550	CLIP, SHIFT CONTROL CABLE ATTACHING	55	8	84-77701	WIRING HARNESS, CONTROL HANDLE	105	9
54-26550	CLIP, TRIM CONTROL HARNESS ATTACHING ..	75	59	84-77701	WIRING HARNESS, CONTROL HANDLE	109	36
54-46770	CLAMP, WIRING HARNESS ..	105	10	84-79683A1	HARNESS ASSEMBLY, SHIFT CONTROL	101	31
54-46770	CLAMP, WIRING HARNESS ..	109	37	84-79683A2	HARNESS ASSEMBLY, SHIFT CONTROL	83	41
84-61601A5	CABLE ASSEMBLY, BATTERY (WHITE - 60") ..	75	66	84-79683A2	HARNESS ASSEMBLY, SHIFT CONTROL	89	38
84-61601A5	CABLE ASSEMBLY, BATTERY (WHITE - 60") ..	77	37	84-79683A2	HARNESS ASSEMBLY, SHIFT CONTROL	97	36
84-61601A5	CABLE ASSEMBLY, BATTERY (WHITE - 60") ..	101	35	84-79683A4	ELECTRIC SHIFT EXTENSION CABLE ASSEMBLY (10)	53	1
84-61601A5	CABLE ASSEMBLY, BATTERY (WHITE 60") ...	99	40	84-79683A5	ELECTRIC SHIFT EXTENSION CABLE ASSEMBLY (25)	53	1
84-61601A5	CABLE ASSEMBLY, BATTERY (WHITE 60) ...	85	45	85-64080-1	SLEEVE, SCREW AND NUT CONNECTION	53	4
84-61601A5	CABLE ASSEMBLY, BATTERY (WHITE 60) ...	85	45	87-62922	SWITCH, SHIFT	75	71
84-61601A5	CABLE ASSEMBLY, BATTERY (WHITE 60) ...	89	39	88-79149	CIRCUIT BREAKER (20 AMP)	105	18
84-63433-3	CABLE, SWITCH (YELLOW - 3 7/8")	75	68	88-79149	CIRCUIT BREAKER (20 AMP)	109	45
84-63433-3	CABLE, SWITCH (YELLOW - 3 7/8")	85	47	332-4264A1	SWITCH AND CABLE ASSEMBLY, SHIFT CONTROL	55	4
84-63433-3	CABLE, SWITCH (YELLOW - 3 7/8")	85	47	332-4264A1	SWITCH AND HARNESS ASSEMBLY, SHIFT CONTROL	69	32
84-63433-3	CABLE, SWITCH (YELLOW - 3 7/8")	89	44	332-4264A2	SWITCH AND HARNESS ASSEMBLY, SHIFT CONTROL	61	42
84-63433-3	CABLE, SWITCH (YELLOW - 3 7/8")	99	42	332-4264A2	SWITCH AND HARNESS ASSEMBLY, SHIFT CONTROL	61	42
84-63433-3	CABLE, SWITCH (YELLOW - 3 7/8")	101	37	332-4264A2	SWITCH AND HARNESS ASSEMBLY, SHIFT CONTROL	67	40
84-63433-3	CABLE, SWITCH (YELLOW 3 7/8")	79	39	332-4264A4	SWITCH ASSEMBLY, SHIFT CONTROL	55	5
				332-4264A4	SWITCH ASSEMBLY, SHIFT CONTROL	69	33

PARTS INDEX

Part Number	Description	Pg.	Ref. No.	Part Number	Description	Pg.	Ref. No.
332-4264A5	SWITCH ASSEMBLY, SHIFT CONTROL	61	43				
332-4264A5	SWITCH ASSEMBLY, SHIFT CONTROL	61	43				
332-4264A5	SWITCH ASSEMBLY, SHIFT CONTROL	67	41				