



# MERCUISER SERVICE BULLETIN

Section: XII (Bulletins)

Number: 67-203

Date: 2/15/67

Cut individual items along broken lines and attach in appropriate sections of your MerCruiser Service Manual.

- A. MerCruiser Service Tools (Section XI)
- B. Cast Iron Manifold for 4-Cyl. Models (Sec. VIII)
- C. "On Board" Spare Parts Kit for MerCr. 160 (Sec. X)

## A. MERCUISER SERVICE TOOLS (For Tool Section XI)

### 1. Bearing Carrier Puller (C-91-46086A1) - All Stern Drive Units

Removes bearing carrier assembly from gear housing. Use puller as shown in Figures 1 and 2. Also used in conjunction with Slide Hammer (C-91-34569A1) for other similar pulling applications.

C-91-46086A1

Bearing Carrier Puller

\$10.25 Net U.S.




Figure 1. Bearing Carrier Puller C-91-46086A1




Figure 2. Removing Bearing Carrier Assembly

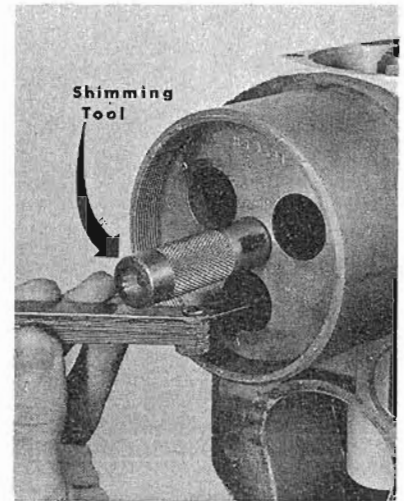


Figure 3. Shimming Tool C-91-45878

### 2. Shimming Tool, Upper Pinion (C-91-45878) - MerCr 120 & 160

Required for determining correct shim thickness between drive shaft housing and roller bearing cup so that pinion gear will mesh correctly with drive gear. (Figure 3)

C-91-45878 Shimming Tool, Upper Pinion \$ 9.90 Net U.S.

### 3. Shimming Tool, Upper Drive Gear (C-91-45877) - 120 & 160

Required for determining correct shim thickness between drive shaft housing and universal joint roller bearing so that drive gear will mesh correctly with pinion gear. (Figure 4)

C-91-45877 Shimming Tool, Upper Drive Gear \$ 9.90 Net U.S.



Figure 4. Shimming Tool C-91-45877

4. Installation Tools - MerCruiser 60 & 80

We recommend a universal 3/4" socket and universal joint to install and remove the 2 bottom nuts on the inner transom plate of the MerCruiser 60 and 80. Use Proto Tools, following, or equivalent of other manufacturers.

Proto Tool No. 5279H - 3/4" Universal Socket      Proto Tool No. 5270 - Universal Joint

5. Engine Mounting Kit (C-91-45022A1) - MerCruiser 60

Engine mounting kit C-91-45022A1 consists of template, necessary spacers and metric screws to adapt engine repair stand C-91-35135 for use with the MerCruiser 60.

C-91-45022A1      Engine Mounting Kit      \$1.60 Net U.S.

---

B. CAST IRON MANIFOLD FOR ALL MERCRUISER 4-CYL. MODELS (For Engine Mechanical Section VIII)

Current production of MerCruiser 4-cylinder models with cast iron manifolds will have the ends removed from the mounting flange, as shown in Figure 5. This manifold will replace the cast iron manifold previously used on MerCruiser engines as a replacement part.




Figure 5. Ends Removed from Cast Iron Manifold

---

C. "ON BOARD" SPARE PARTS KIT - MerCruiser 160 (For Miscellaneous Section X)

The "On Board" Spare Parts Kit (B-37380A6) for the MerCruiser 160 is the same kit as for the MerCruiser 150. The kit includes parts most likely needed for emergency servicing of the engine and drive unit.

B-37380A6      "On Board" Spare Parts Kit for      \$52.00 Net U.S.  
MerCruiser 160 & 150 above  
Serial No. 1830151