



CIRCULATE TO:	SERVICE MGR.	PARTS MGR.	MECHANICS	Place in Your "Service Bulletins" Binder
---------------	--------------	------------	-----------	------------------------------------------

- A. Federal Regulations Electrical System
- B. MerCruiser Drive Lubrication (All Models)

A. U.S. FEDERAL REGULATIONS ELECTRICAL SYSTEM

(Attach Bulletin Reference Sticker to Section 3E Index Page and to P. 7A-1 of Your Service Manual.)

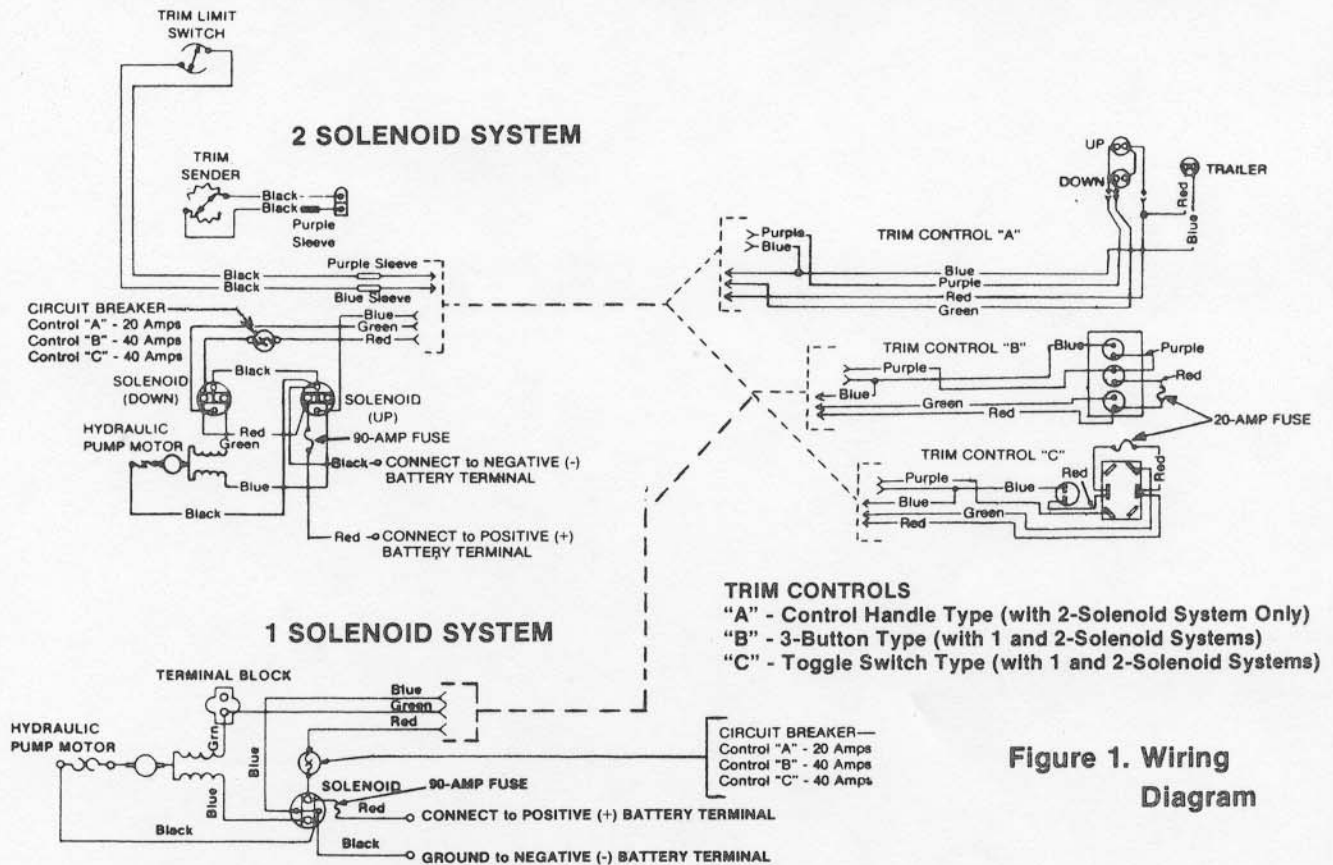
To comply with U.S. Federal Regulations, MerCruiser will make the following changes on all MerCruiser Models. These regulations only affect boat builders on new boats built after February 1, 1978. The following is for your service information. Dealers are not required to modify the product in any way.

ENGINE


A 55 amp fuse will be mounted on the starter on all models, except for the 470 which will have the fuse mounted on the starter solenoid. This will allow the boat manufacturer to use a full 6 ft. (1.83m) starter cable lead without adding a battery switch and still comply with Federal Regulations.

TRANSOM

Each MerCruiser stern drive model will use a Power Trim pump assembly with 6 ft. lead wires that are fused (90 amp, pump mounted) and connected directly to the battery terminals. The pump leads no longer will be connected to the engine. The Power Trim pump assembly wiring harness will utilize a circuit breaker (40 amp, pump mounted) and the Power Trim control panel also will be fused. The Power Trim control panel fuse (20 amp, in-line) is 2 ft. (61cm) from the panel, and access should be allowed for servicing. See wiring diagram (Figure 1), following.



A Retainer Connector (C-79146) will be used to secure the trim limit switch wiring harness connection together. The wiring plug-in connectors are snapped into retainer connector, as shown in Figure 2.



a - Retainer Connector b - Trim Limit Switch Wiring Harness

Figure 2. Retainer Connector Installed on Trim Limit Switch Wiring Harness


B. MERCURISER DRIVE LUBRICATION (ALL MODELS)

(Attach Bulletin Reference Sticker to P. 1C-1 of Your Service Manual.)

When reassembling, installing or servicing MerCruiser stern drive units, transom plate assemblies and/or engine couplers, Universal Joint Lubricant should be used wherever Multipurpose Lubricant (C-92-75605) or Anti-Corrosion Grease (C-92-74048) had been recommended previously. One exception to this is the Power Steering extension rod which will use Special Lubricant 101 (C-92-79214).

Universal Joint Lubricant is available in a "Universal Joint Grease Kit" (C-91-74057A1). (Figure 3) This kit contains a lubricant gun and 3 cartridges of lubricant. Replacement lubricant cartridges are Part No. C-92-74058A1 which contains 3 cartridges.

A corresponding change will be made in all Installation Manuals, Operation and Maintenance Manuals and Service Manuals at the next printing.



**Figure 3. Universal Joint Grease Kit
C-91-74057A1**