



PARTS CATALOG

ROVER ENGINE

SERIAL NUMBER

ROVER ROVER 60 I/L4 1965-1967 3140000F AND UP

TABLE OF CONTENTS:

ALTERNATOR ASSEMBLY	8
CAMSHAFT AND TENSIONER MECHANISM	32
CRANKSHAFT AND VIBRATION DAMPER	28
CYLINDER HEAD AND CYLINDER BLOCK	22
DISTRIBUTOR PUMP, INJECTORS AND THROTTLE LINKAGE	18
FLYWHEEL, FLYWHEEL HOUSING AND FRONT SUPPORT BRACKET	48
FUEL PUMP AND FUEL FILTER	12
FUEL SHUT-OFF SOLENOID AND DISTRIBUTOR PUMP	16
GASKET SETS	38
HEAT EXCHANGER AND THERMOSTAT HOUSING	44
INSTRUMENT PANEL ASSEMBLY	62
INTAKE MANIFOLD, EXHAUST MANIFOLD AND EXHAUST ELBOW	34
OIL FILTER AND OIL COOLER	56
OIL PAN ASSEMBLY	54
OIL PUMP ASSEMBLY	52
PARTS INDEX	66
PISTONS AND CONNECTING RODS	26
ROCKER COVER	40
STARTER MOTOR ASSEMBLY	6
TACHOMETER SENDER ASSEMBLY AND OIL LINES	60
VALVES, TAPPETS AND ROCKER SHAFT	30
WATER PUMP AND FRONT COVER	42
WIRING HARNESS, STARTER MOTOR AND ALTERNATOR	2

NOTE: Indented description indicate that these parts are included in preceeding assembly.

AR = As Required

NSS = Not Sold Separate

OPT = Optional

NS = Not Shown

THESE PARTS BOOKS/FICHE CARD ARE COPYRIGHTED AND MAY NOT BE DISTRIBUTED OR REPRODUCED IN ANY OTHER FORMAT BY ANYONE OTHER THAN MERCURY MARINE WITHOUT THE PRIOR WRITTEN CONSENT OF MERCURY MARINE.

REPLACEMENT PARTS ! WARNING !

Electrical, ignition and fuel system components on MerCruiser Engines and Stern Drives are designed and manufactured to comply with U.S. Coast Guard Rules and Regulations to minimize risks of fire or explosion. Use of replacement electrical, ignition or fuel system components, which do not comply to these rules and regulations, could result in a fire or explosion hazard and should be voided.

When servicing the electrical, ignition and fuel systems, it is extremely important that all components are properly installed and tightened. If not, any electrical or ignition component opening would permit sparks to ignite fuel vapors from fuel system leaks, if they existed.

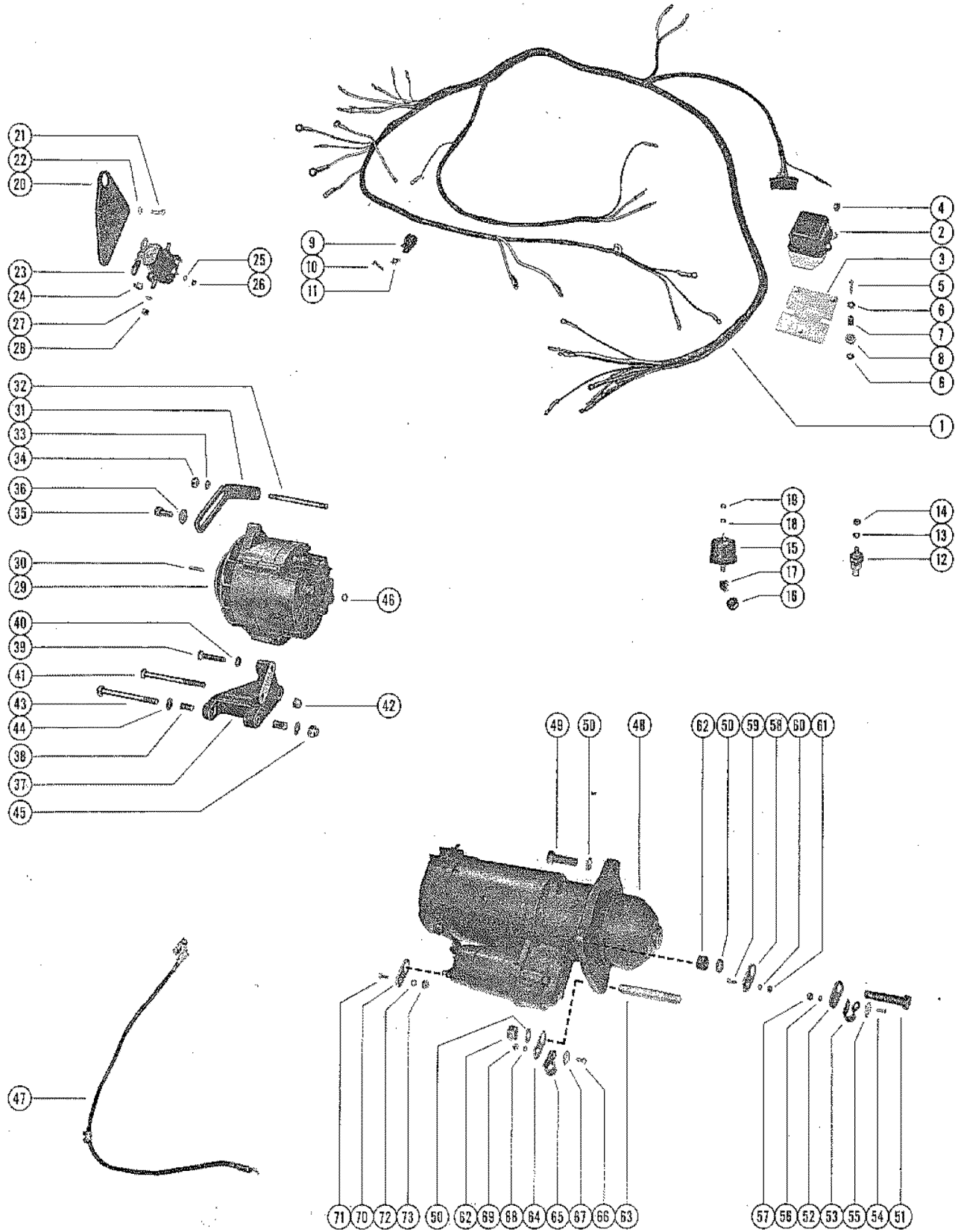
ENGINE MECHANICAL COMPONENTS

Many of the engine mechanical components are designed for marine applications. Unlike automotive engines, marine engines are subjected to extended periods of heavy load and wide- open-throttle operation, therefore, require heavy-duty components. Special marine engine parts have design and manufacturing specifications, which are required to provide long life and dependable performance. Marine engine parts also must be able to resist the corrosive action of salt or brackish water that will rust or corrode standard automotive parts within a short period of time.

Failure to use recommended Mercury Precision Parts OR Quicksilver service replacement parts can result in poor engine performance and/or durability, rapid corrosion of parts subjected to salt water and possibly complete failure of the engine.

Use of parts other than recommended service replacement parts will void the warranty on those parts which are damaged as a result of the use of other than recommended parts.

WIRING HARNESS, STARTER MOTOR AND ALTERNATOR

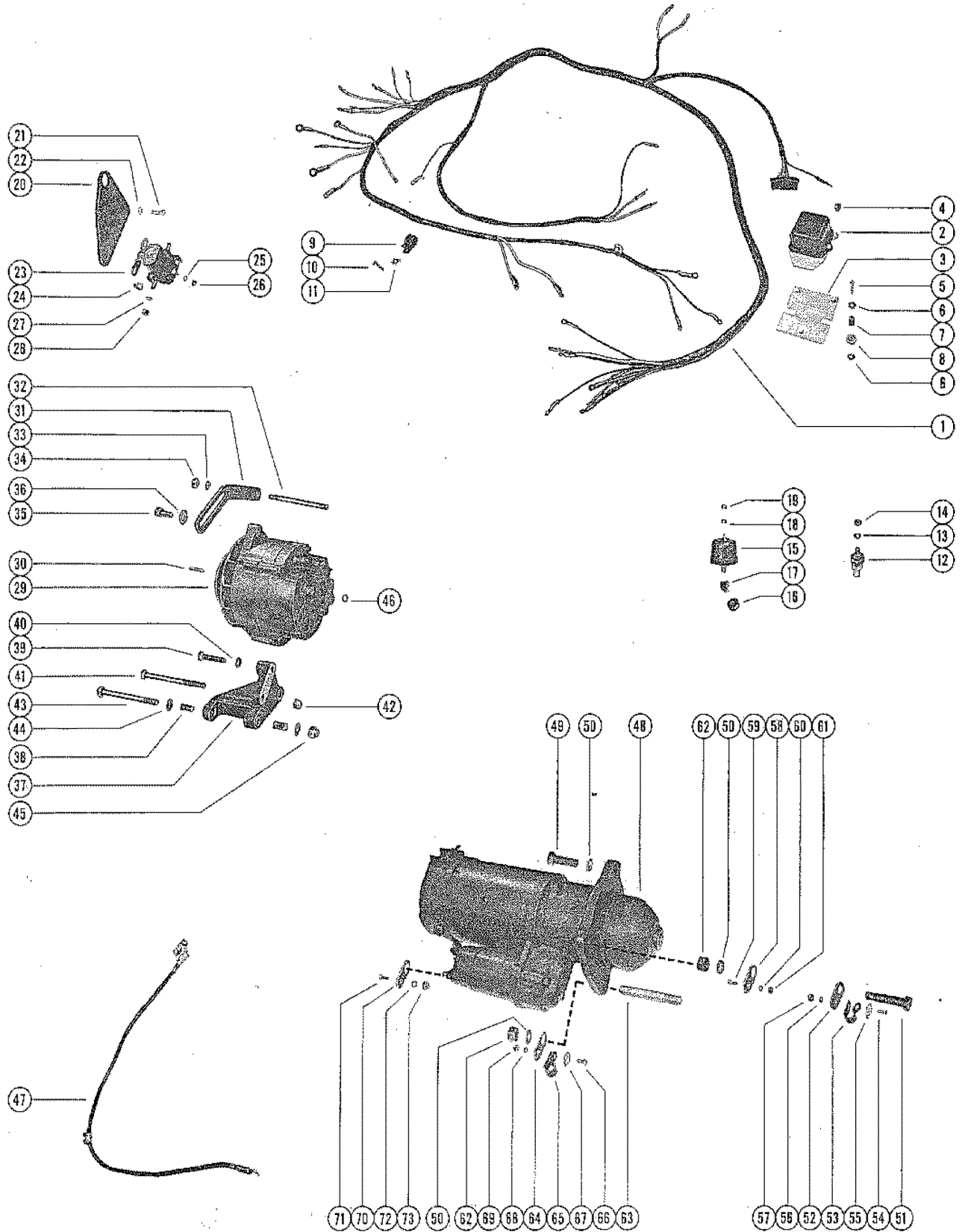


WIRING HARNESS, STARTER MOTOR AND ALTERNATOR

REF. NO.	PART NO.	SYM.	QTY.	DESCRIPTION
1	36526		1	WIRING HARNESS, EXTERNAL
2	34141		1	VOLTAGE REGULATOR
3	33614A1		1	MOUNT ASSEMBLY, VOLTAGE REGULATOR
4	10-29238		3	SCREW, VOLTAGE REGULATOR TO MOUNT (3/8")
5	10-33615		2	SCREW, VOLTAGE REGULATOR MOUNT TO TRANSOM (1")
6	12-22887		4	WASHER, VOLTAGE REGULATOR MOUNT SCREW
7	23-28626		2	SPACER, VOLTAGE REGULATOR MOUNT SCREW
8	25-28627		2	GROMMET, VOLTAGE REGULATOR MOUNT
9	54-22627		2	CLAMP, WIRING HARNESS TO BOAT
10	10-22793		2	SCREW, WOOD-WIRING HARNESS CLAMP TO BOAT (7/8")
11	22789		2	"D" WASHER, WIRING HARNESS CLAMP SCREW
12	36525		1	WATER TEMPERATURE SENDER ASSEMBLY
13	12-20878		1	WASHER, WATER TEMPERATURE SENDER TERMINAL (#10)
14	11-20645		1	NUT, WATER TEMPERATURE SENDER TERMINAL (10-32)
15	37007		1	OIL PRESSURE SENDER ASSEMBLY
16	22-36492		1	FITTING, OIL LUBRICATING ADAPTOR (REDUCER)
17	22-29085		1	FITTING, OIL PRESSURE SENDER TO REDUCER FITTING
18	12-20878		1	WASHER, OIL PRESSURE SENDER TERMINAL (#10)
19	11-20645		1	NUT, OIL PRESSURE SENDER TERMINAL (10-32)
20	36503		1	BRACKET, MOUNTING - STARTER SOLENOID
21	10-26065		2	SCREW, STARTER SOLENOID MOUNTING BRACKET TO CYLINDER HEAD (1
22	13-26993		2	LOCKWASHER, STARTER SOLENOID MOUNTING BRACKET SCREW
23	25661		2	STARTER SOLENOID
24	10-29238		4	SCREW, STARTER SOLENOID TO MOUNTING BRACKET (3/8")
25	13-26996		4	LOCKWASHER, STARTER SOLENOID TERMINAL (#10)
26	11-20645		4	NUT, STARTER SOLENOID TERMINAL (10-32)
27	13-20202		4	LOCKWASHER, STARTER SOLENOID TERMINAL (5/16")
28	11-20083		4	NUT, STARTER SOLENOID TERMINAL (5/16")
29	32701		1	ALERNATOR ASSEMBLY
30	28-30250		1	KEY, ALTERNATOR DRIVE
31	36498		1	BRACE, ALTERNATOR MOUNTING
32	16-36604		1	STUD, ALTERNATOR MOUNTING BRACE TO CYLINDER BLOCK(4 1/2")
33	13-26993		1	LOCKWASHER, ALTERNATOR MOUNTING BRACE STUD
34	11-36749		1	NUT, ALTERNATOR MOUNTING BRACE STUD
35	10-29198		1	SCREW, ALTERNATOR BRACE TO ALTERNATOR (7/8")
36	12-26168		1	WASHER, ALTERNATOR BRACE SCREW
37	36497A1		1	BRACKET ASSEMBLY, MOUNTING - ALTERNATOR
38	23-33186		2	BUSHING, ALTERNATOR MOUNTING BRACKET
39	10-25292		2	SCREW, ALTERNATOR MOUNTING BRACKET TO CYLINDER BLOCK (1 1/2"
40	13-26993		2	LOCKWASHER, ALTERNATOR MOUNTING BRACKET SCREW

CONTINUED ON NEXT PAGE ➡

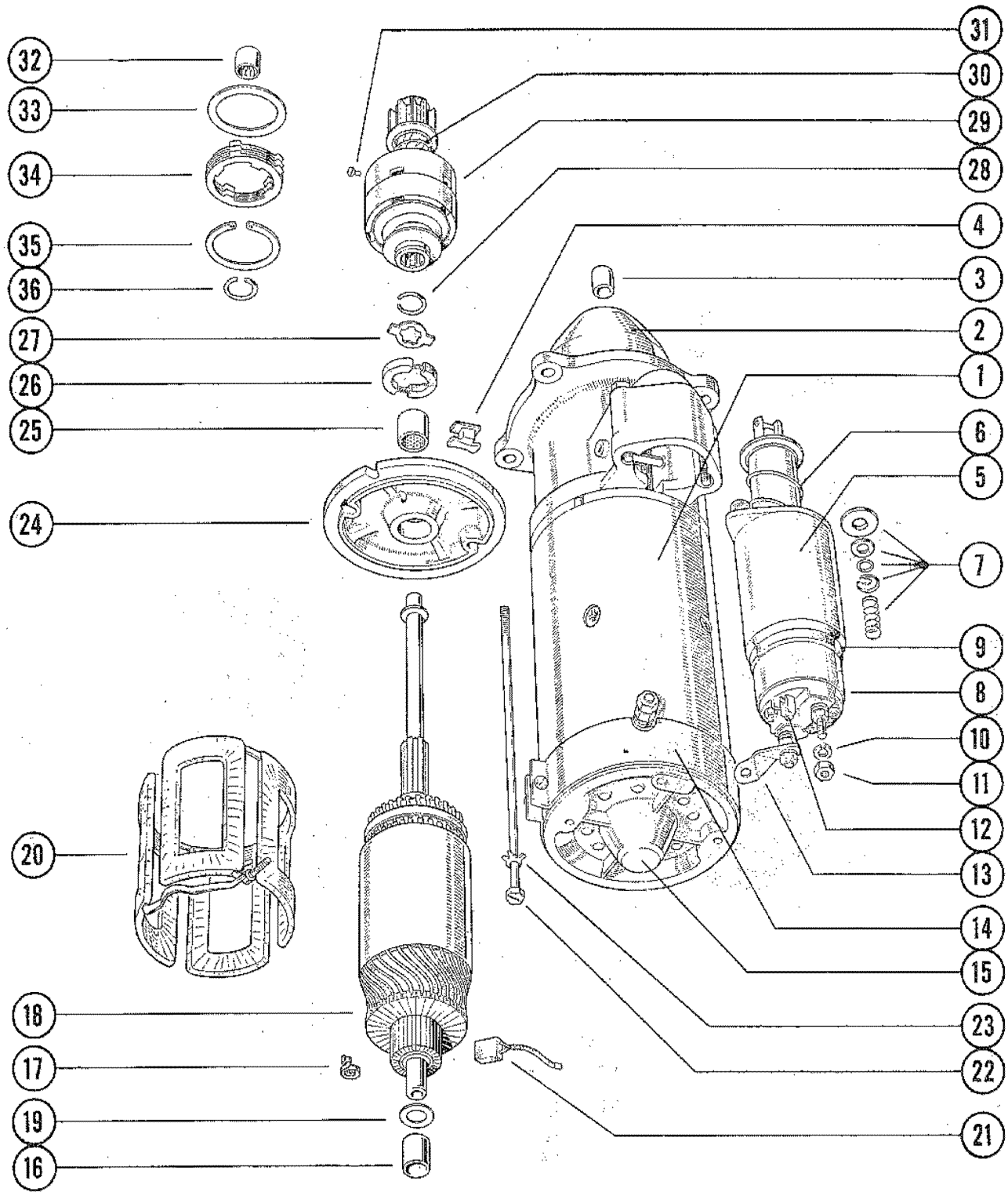
WIRING HARNESS, STARTER MOTOR AND ALTERNATOR



WIRING HARNESS, STARTER MOTOR AND ALTERNATOR

REF. NO.	PART NO.	SYM.	QTY.	DESCRIPTION
41	10-33008		1	SCREW, ALTERNATOR MOUNTING BRACKET TO CYLINDER BLOCK (3 1/2")
42	11-21528		1	NUT, ALTERNATOR MOUNTING BRACKET SCREW
43	10-33162		1	SCREW, ALTERNATOR TO MOUNTING BRACKET (4")
44	12-20553		4	WASHER, ALTERNATOR SCREW
45	11-23161		1	NUT, ALTERNATOR SCREW
46	12-20192		1	WASHER, ALTERNATOR TERMINAL
47	34701A4		1	BATTERY LEAD (POSITIVE)
	34701A3		1	BATTERY LEAD (NEGATIVE)
48	50-36861		1	STARTER MOTOR ASSEMBLY
49	10-36898		1	BOLT, STARTER MOTOR TO FLYWHEEL HOUSING (1 1/4")
50	13-36723		3	LOCKWASHER, STARTER MOTOR BOLT AND STUD
51	10-36899		1	BOLT, STARTER MOTOR TO FLYWHEEL HOUSING (2")
52	36524		1	TAB, WIRING HARNESS CLIP TO STARTER MOTOR BOLT
53	54-22875		1	CLIP, WIRING HARNESS TO STARTER MOTOR BOLT TAB
54	10-20191		1	SCREW, WIRING HARNESS CLIP TO TAB (1/2")
55	22789		1	"D" WASHER, WIRING HARNESS CLIP SCREW
56	13-26995		1	LOCKWASHER, WIRING HARNESS CLIP SCREW
57	11-26419		1	NUT, WIRING HARNESS CLIP SCREW
58	36524		1	TAB, WIRING HARNESS LEAD TO STARTER MOTOR BOLT
59	10-20566		1	SCREW, WIRING HARNESS LEAD TO TAB (3/8")
60	13-26995		1	LOCKWASHER, WIRING HARNESS LEAD CLIP SCREW
61	11-26419		1	NUT, WIRING HARNESS LEAD CLIP SCREW
62	11-36900		2	NUT, STARTER MOTOR BOLT AND STUD
63	16-36904		1	STUD, STARTER MOTOR TO FLYWHEEL HOUSING
64	36524		1	TAB, WIRING HARNESS CLIP TO STARTER MOTOR STUD
65	54-22875		1	CLIP, WIRING HARNESS TO STARTER MOTOR STUD TAB
66	10-20191		1	SCREW, WIRING HARNESS CLIP TO TAB (1/2")
67	22789		1	"D" WASHER, WIRING HARNESS CLIP SCREW
68	13-26995		1	LOCKWASHER, WIRING HARNESS CLIP SCREW
69	11-26419		1	NUT, WIRING HARNESS CLIP SCREW
70	32786		1	TAB, WIRING HARNESS LEAD TO STARTER MOTOR TERMINAL
71	10-20566		1	SCREW, WIRING HARNESS LEAD TO TAB (3/8")
72	13-26995		1	LOCKWASHER, WIRING HARNESS LEAD SCREW
73	11-26419		1	NUT, WIRING HARNESS LEAD SCREW

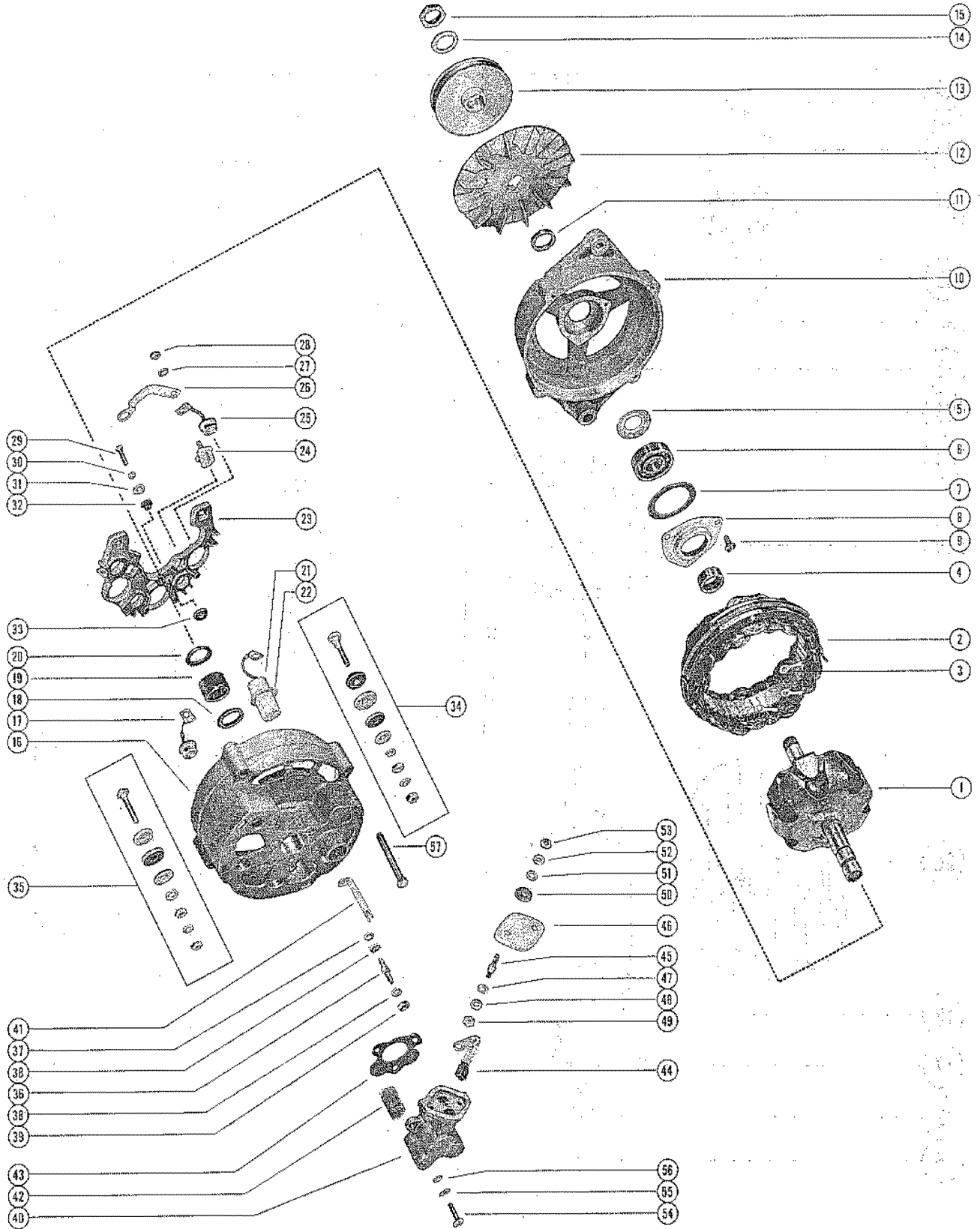
STARTER MOTOR ASSEMBLY



STARTER MOTOR ASSEMBLY

REF. NO.	PART NO.	SYM.	QTY.	DESCRIPTION
1	50-36861		1	STARTER MOTOR ASSEMBLY, COMPLETE
2	36867		1	HOUSING, DRIVE END
3	23-36868		1	BUSHING, DRIVE END HOUSING
4	25-36887		1	GROMMET, RUBBER - DRIVE END HOUSING
5	36888		1	SOLENOID SWITCH ASSEMBLY
6	24-36896		1	SPRING, PLUNGER RETURN - SOLENOID SWITCH
7	36889		1	CONTACT SET, SOLENOID SWITCH
8	36890		1	BASE, SOLENOID SWITCH
9	27-36891		1	GASKET, SOLENOID SWITCH BASE
10	13-36893		4	LOCKWASHER, SOLENOID SWITCH TERMINAL
11	11-36892		4	NUT, SOLENOID SWITCH TERMINAL
12	10-36894		1	SCREW, SOLENOID SWITCH TERMINAL
13	36895		1	CONNECTOR, SOLENOID SWITCH TO STARTER MOTOR
14	36884		1	BAND, COVER - COMMUTATOR END FRAME
15	36862		1	FRAME, COMMUTATOR END
16	23-36863		1	BUSHING, COMMUTATOR END FRAME
17	24-36864		1	SPRING SET, BRUSH
18	36865		1	ARMATURE
19	12-36866		1	WASHER, THRUST - COMMUTATOR END FRAME
20	36871		1	FIELD COIL ASSEMBLY
21	36872		1	BRUSH SET, ARMATURE
22	10-36885		2	BOLT, COMMUTATOR END FRAME TO DRIVE END HOUSING
23	13-36886		2	LOCKWASHER, COMMUTATOR END FRAME BOLT
24	36869		1	FRAME, BRAKE
25	23-36870		1	BUSHING, BRAKE FRAME
26	36881		1	BRAKE SHOE ASSEMBLY
27	14-36882		1	TAB WASHER, BRAKE SHOE
28	53-36883		1	RING, LOCK - BRAKE SHOE
29	36873		1	DRIVE ASSEMBLY, ARMATURE
30	24-36875		1	SPRING, RETURN - CLUTCH
31	17-36874		1	RIVET, PINION RETAINING RING
32	23-36876		2	BUSHING, PINION END
33	15-36877		AR	SHIM, ADJUSTING - CLUTCH (.004-5-6)
34	36878		1	PLATES (SET), CLUTCH
35	53-36879		1	RING, SNAP - CLUTCH ASSEMBLY
36	53-36880		1	RING, LOCK - CLUTCH PLATES
-	36897		1	STARTER MOTOR PARTS KITS

ALTERNATOR ASSEMBLY

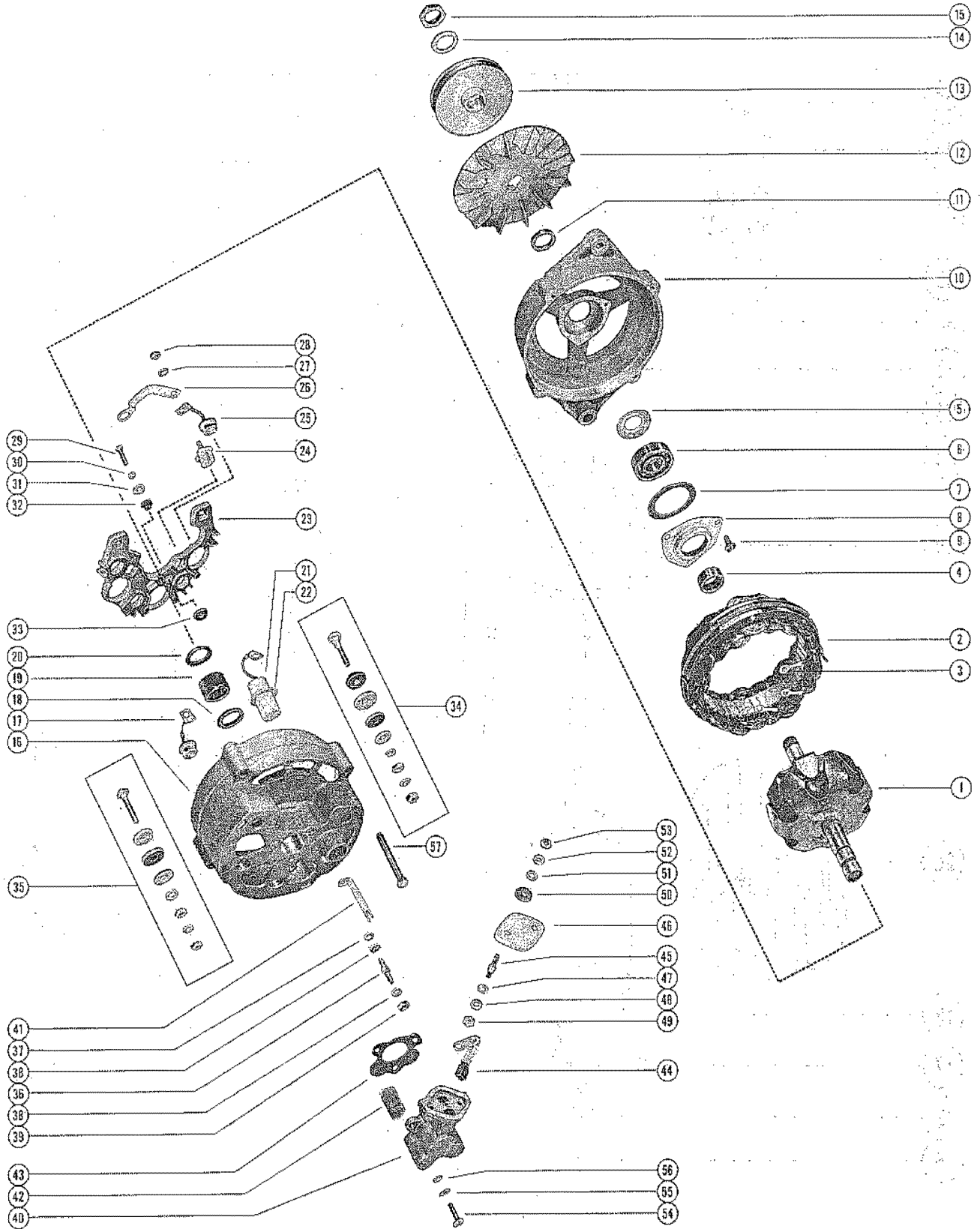


ALTERNATOR ASSEMBLY

REF. NO.	PART NO.	SYM.	QTY.	DESCRIPTION
-	32701		1	ALTERNATOR ASSEMBLY
1	33331		1	ROTOR
2	33325		1	STATOR ASSEMBLY
3	54-33329		3	CLIP, TERMINAL - STATOR LEADS
4	33263		1	COLLAR, DRIVE END FRAME - INNER
5	25-33312		1	SLINGER, GREASE - DRIVE END FRAME
6	30-20802		1	BEARING, BALL - DRIVE END FRAME
7	27-33273		1	GASKET, BALL BEARING RETAINER PLATE
8	33319		1	PLATE, BALL BEARING RETAINER - DRIVE END FRAME
9	10-33323		3	SCREW, BALL BEARING RETAINER PLATE TO DRIVE END FRAME
10	33343		1	FRAME, DRIVE END
11	33344		1	COLLAR, DRIVE END FRAME - OUTER
12	33336		1	FAN, DRIVE END FRAME
13	36470		1	PULLEY, DRIVE END FRAME
14	13-33309		1	WASHER, WAVE - ROTOR NUT
15	11-33272		1	NUT, ROTOR TO DRIVE END FRAME
16	33349		1	FRAME ASSEMBLY, SLIP RING END
17	33341		3	DIODE PACKAGE, SLIP RING END FRAME - NEGATIVE
18	26-33348		1	SEAL, SLIP RING END FRAME ROLLER BEARING - OUTER
19	31-33355		1	BEARING, ROLLER - SLIP RING END FRAME
20	26-33339		1	SEAL, SLIP RING END FRAME ROLLER BEARING - INNER
21	33327		1	CONDENSER
22	33345		1	RETAINER, SLIP RING END FRAME CONDENSER
23	33350		1	HEAT SINK ASSEMBLY SLIP RING FRAME
24	33342		3	TERMINAL PACKAGE, DIODE JUNCTION AND STATOR TERMINAL
25	33340		3	DIODE PACKAGE, HEAT SINK - POSITIVE
26	33332		1	STARP, DIODE JUNCTION TERMINAL TO RELAY TERMINAL
27	13-34383		3	LOCKWASHER, DIODE JUNCTION TERMINAL
28	11-26419		3	NUT, DIODE JUNCTION TERMINAL
29	10-24609		1	SCREW, CONDENSER TERMINAL TO HEAT SINK
30	13-34383		1	LOCKWASHER, CONDENSER TERMINAL SCREW
31	12-20192		1	WASHER, CONDENSER TERMINAL SCREW
32	33326		1	INSULATOR, CONDENSER TERMINAL SCREW
33	12-33328		1	WASHER, INSULATING - CONDENSER TERMINAL SCREW
34	33353		1	RELAY TERMINAL PACKAGE, HEAT SINK TO SLIP RING END FRAME
35	33352		1	BATTERY TERMINAL PACKAGE, HEAT SINK TO SLIP RING END FRAME
36	33346		1	TERMINAL, GROUND - SLIP RING END FRAME
37	12-20192		1	WASHER, GROUND TERMINAL
38	13-26995		2	LOCKWASHER, GROUND TERMINAL

CONTINUED ON NEXT PAGE ➡

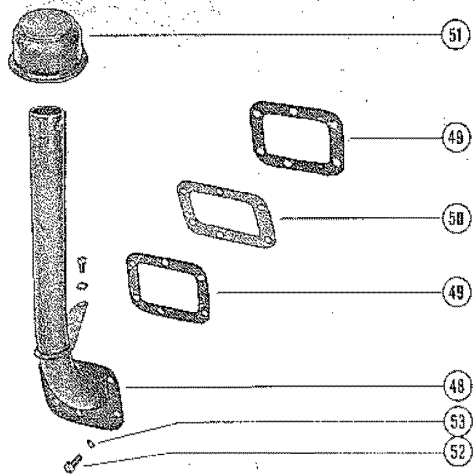
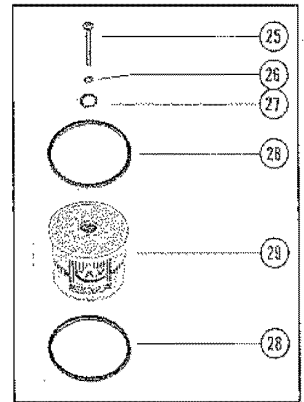
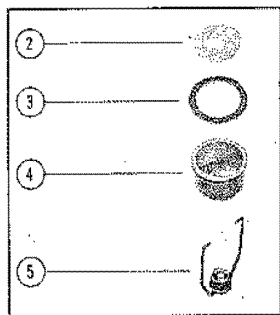
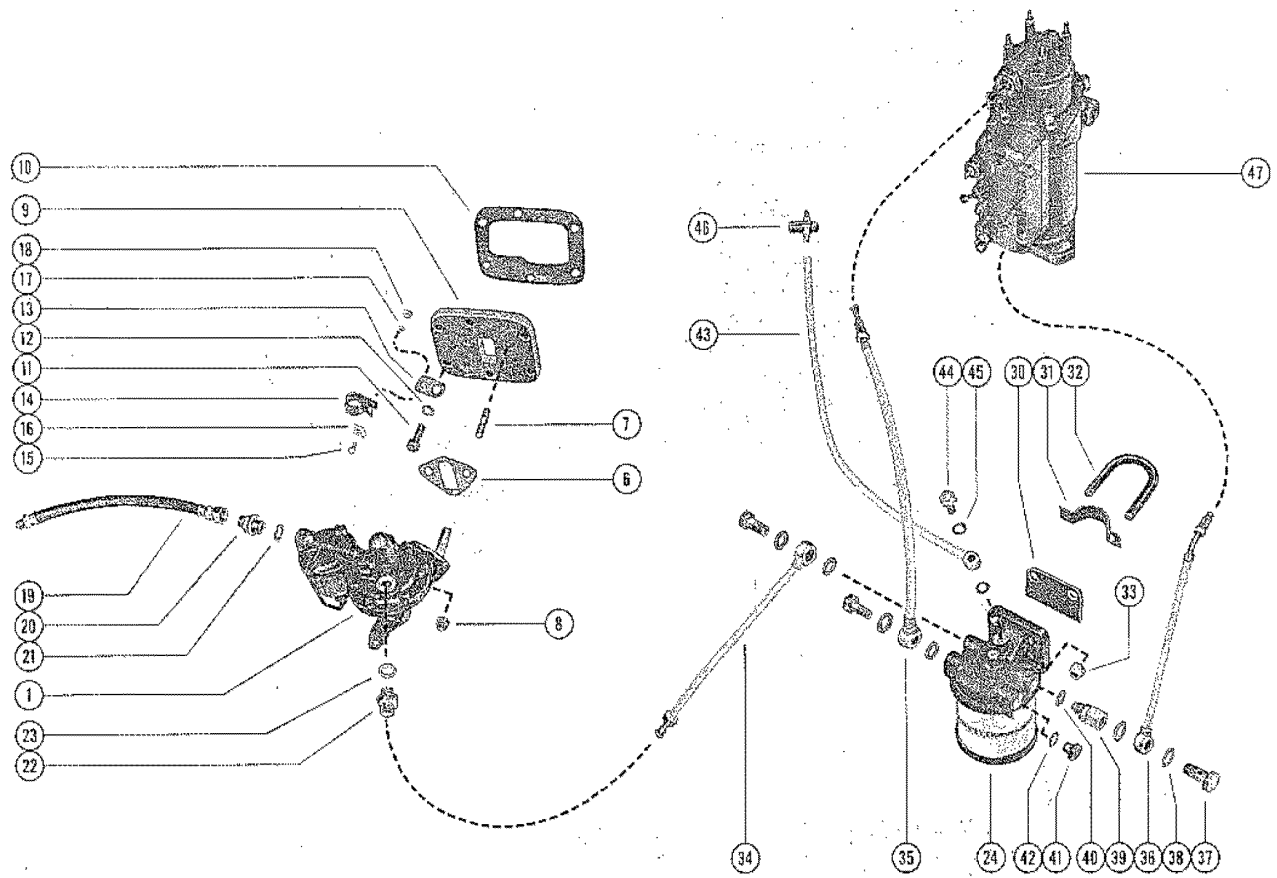
ALTERNATOR ASSEMBLY



ALTERNATOR ASSEMBLY

REF. NO.	PART NO.	SYM.	QTY.	DESCRIPTION
39	11-26419		1	NUT, GROUND TERMINAL
40	34754		1	BRUSH HOLDER PACKAGE
41	35203		1	CONNECTOR, GROUND TERMINAL TO GROUND BRUSH STUD
42	35-33602		2	SCREEN, FLAME ARRESTOR - BRUSH HOLDER
43	27-33347		1	GASKET, BRUSH HOLDER
44	35200		1	BRUSH PACKAGE, STATOR (2 PER PACKAGE)
45	16-35202		2	STUD, FIELD AND GROUND BRUSH - BRUSH HOLDER
46	35205		1	COVER, PLASTIC - BRUSH HOLDER
47	13-35207		2	WASHER, WAVE - FIELD AND GROUND BRUSH STUD (LOWER)
48	13-35198		2	LOCKWASHER, FIELD AND GROUND BRUSH STUD (LOWER)
49	11-35197		2	NUT, FIELD AND GROUND BRUSH STUD (LOWER)
50	11-35206		2	NUT, SEALING - FIELD AND GROUND BRUSH STUD
51	12-35199		1	WASHER, GROUND BRUSH STUD
52	13-35208		2	WASHER, WAVE - FIELD AND GROUND BRUSH STUD (UPPER)
53	11-35197		2	NUT FIELD AND GROUND BRUSH STUD (UPPER)
54	10-34382		3	SCREW, BRUSH HOLDER TO SLIP RING END FRAME
55	13-26995		3	LOCKWASHER, BRUSH HOLDER SCREW
56	12-20670		3	WASHER, BRUSH HOLDER SCREW
57	10-33322		4	BOLT, THRU - SLIP RING FRAME TO DRIVE END FRAME

FUEL PUMP AND FUEL FILTER

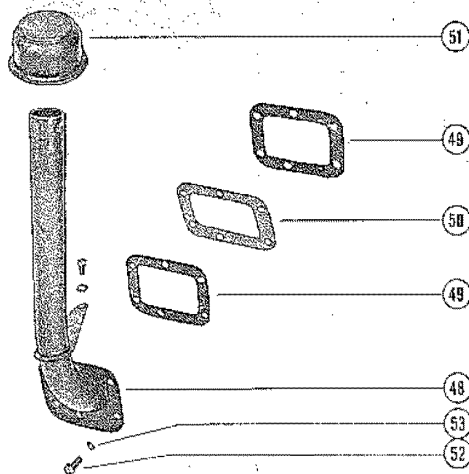
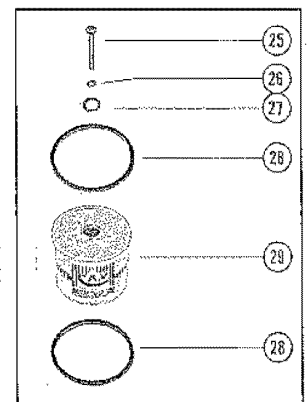
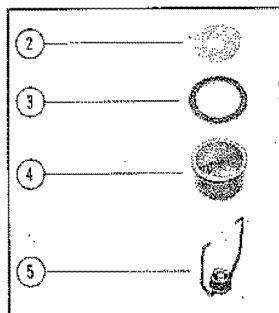
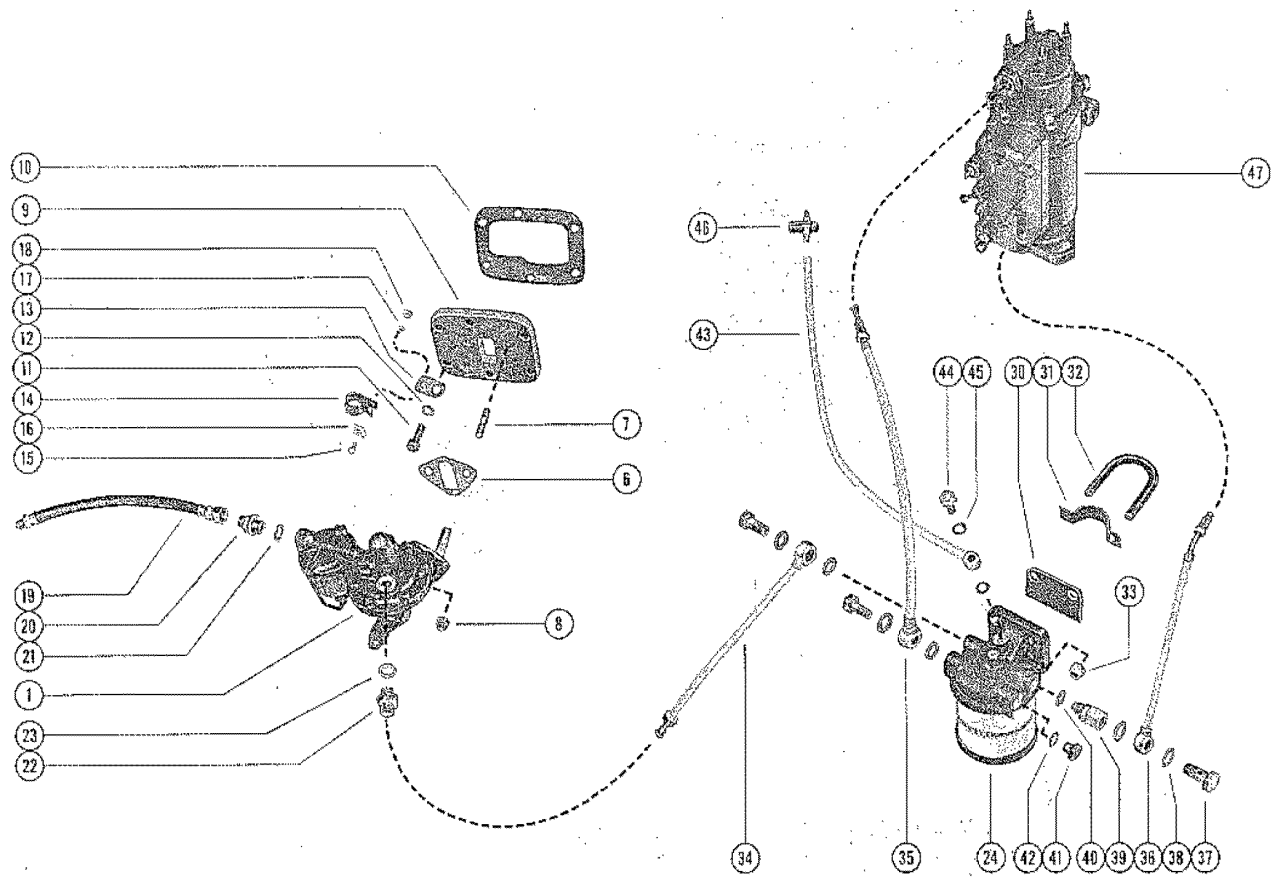


FUEL PUMP AND FUEL FILTER

REF. NO.	PART NO.	SYM.	QTY.	DESCRIPTION
1	36724		1	FUEL PUMP ASSEMBLY
2	36729		1	FILTER, FUEL PUMP
3	27-36730		1	GASKET, FUEL PUMP BOWL
4	35157		1	BOWL, FUEL PUMP
5	36528		1	BALE ASSEMBLY, BOWL TO FUEL PUMP
-	36949		1	FUEL PUMP OVERHAUL KIT
6	27-36733		1	GASKET, FUEL PUMP
7	16-36821		2	STUD, FUEL PUMP TO MOUNTING COVER
8	11-36848		2	NUT, FUEL PUMP STUD
9	36927		1	COVER, MOUNTING - FUEL PUMP
10	27-36825		1	GASKET, MOUNTING COVER
11	10-36826		6	BOLT, MOUNTING COVER TO CYLINDER BLOCK (1 1/8")
12	13-36702		6	LOCKWASHER, MOUNTING COVER BOLT
13	32786		1	TAB, MOUNTING COVER BOLT
14	54-22740		1	CLIP, WIRING HARNESS LEADS
15	10-20191		1	SCREW, WIRING HARNESS CLIP TO TAB (1/2")
16	22789		1	"D" WASHER, WIRING HARNESS CLIP SCREW
17	13-26996		1	LOCKWASHER, WIRING HARNESS CLIP SCREW
18	11-26419		1	NUT, WIRING HARNESS CLIP SCREW
19	32-36509		1	FUEL LINE, INLET - FUEL TANK TO FUEL PUMP
20	22-36532		1	FITTING, INLET - FUEL PUMP
21	12-36851		1	WASHER, INLET FUEL PUMP FITTING
22	22-36853		1	FITTING, OUTLET - FUEL PUMP
23	12-36851		1	WASHER, OUTLET FUEL PUMP FITTING
24	35-36913		1	FUEL FILTER ASSEMBLY
25	10-36918		1	BOLT, CENTER - FUEL FILTER
26	12-36919		1	WASHER, FUEL FILTER CENTER BOLT
27	25-36915		1	"O" RING, FUEL FILTER ELEMENT (SMALL)
28	25-36917		2	"O" RING, FUEL FILTER ELEMENT (LARGE)
29	36914		1	ELEMENT, FUEL FILTER
30	36951		1	SUPPORT PAD, FUEL FILTER
31	36950		1	STIFFENER, FUEL FILTER SUPPORT PAD
32	10-36952		1	"U" BOLT, FUEL FILTER TO OIL FILLER TUBE
33	11-23161		2	NUT, FUEL FILTER "U" BOLT
34	32-36963		1	FUEL LINE, FUEL PUMP TO FUEL FILTER
35	32-36966		1	FUEL LINE, FUEL FILTER TO DISTRIBUTOR PUMP
36	32-36964		1	FUEL LINE, DRAIN - FUEL FILTER TO DISTRIBUTOR PUMP
37	10-36967		3	BOLT, BANJO - FUEL LINE TO FUEL FILTER
38	27-36968		6	GASKET, FUEL LINE BANJO BOLT
39	22-36922		1	VALVE, NON-RETURN - FUEL FILTER
40	12-36921		1	WASHER, FUEL FILTER NON-RETURN VALVE
41	19-36820		1	PLUG, FUEL FILTER
42	12-36921		1	WASHER, FUEL FILTER PLUG

CONTINUED ON NEXT PAGE ➡

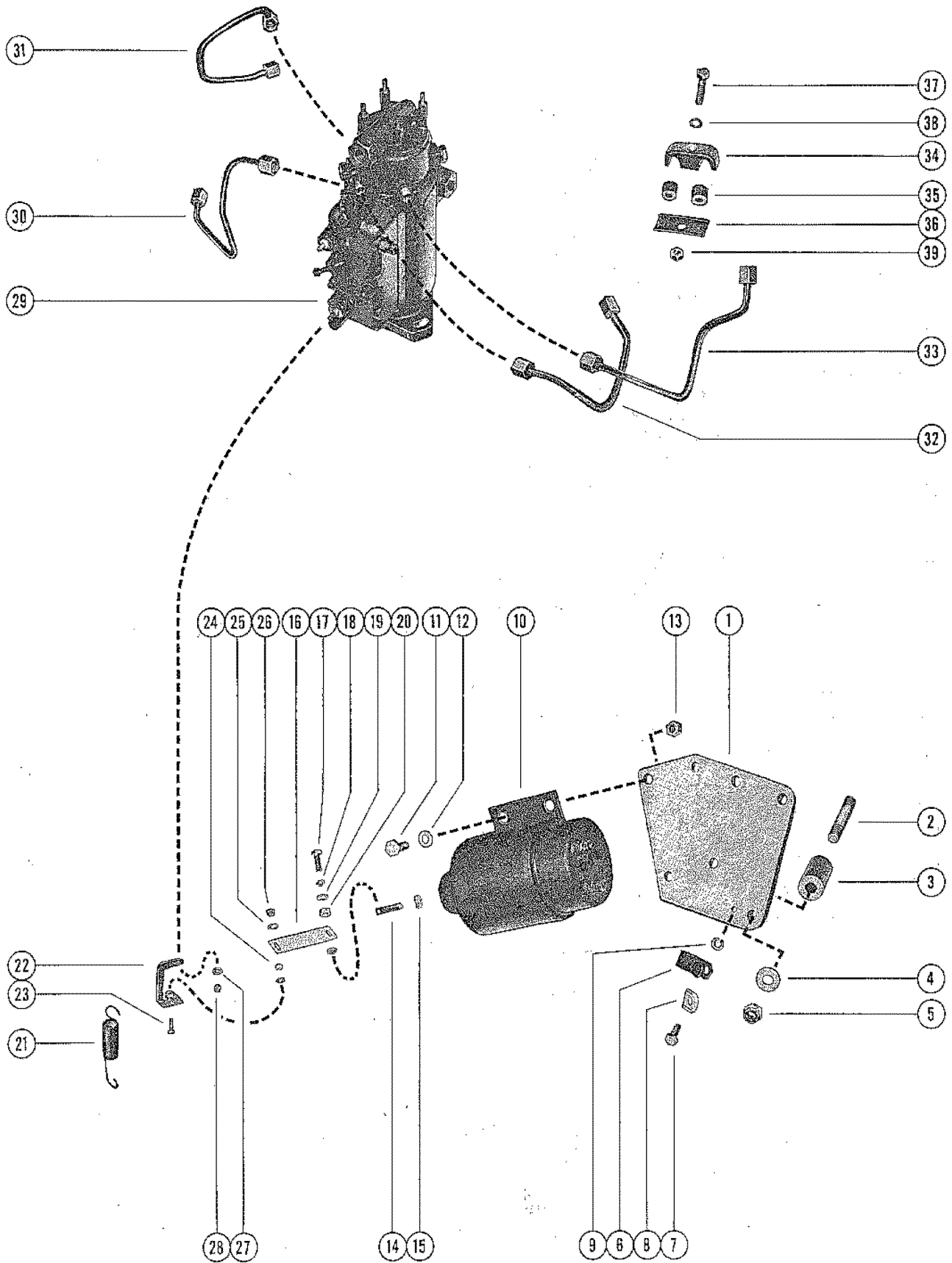
FUEL PUMP AND FUEL FILTER



FUEL PUMP AND FUEL FILTER

REF. NO.	PART NO.	SYM.	QTY.	DESCRIPTION
43	32-36965		1	FUEL LINE, OVERFLOW - FUEL FILTER TO LEAK-OFF PIPE CONNECTOR
44	10-36926		1	BOLT, BANJO - OVERFLOW FUEL LINE TO FUEL FILTER
45	12-36928		2	WASHER, OVERFLOW FUEL LINE BANJO BOLT
46	22-37014		1	CONNECTOR, LEAK-OFF PIPE TO OVERFLOW FUEL LINE
47	36854		1	DISTRIBUTOR PUMP ASSEMBLY SEE C12 FOR BREAKDOWN
48	36817		1	COVER, SIDE - OIL FILLER TUBE (CYLINDER BLOCK)
49	27-36819		2	GASKET, SIDE COVER AND BAFFLE PLATE
50	36818		1	PLATE, BAFFLE - SIDE COVER
51	36839		1	CAP, OIL FILLER
52	10-36703		7	BOLT, SIDE COVER TO CYLINDER BLOCK (3/4")
53	13-36702		7	LOCKWASHER, SIDE COVER BOLT

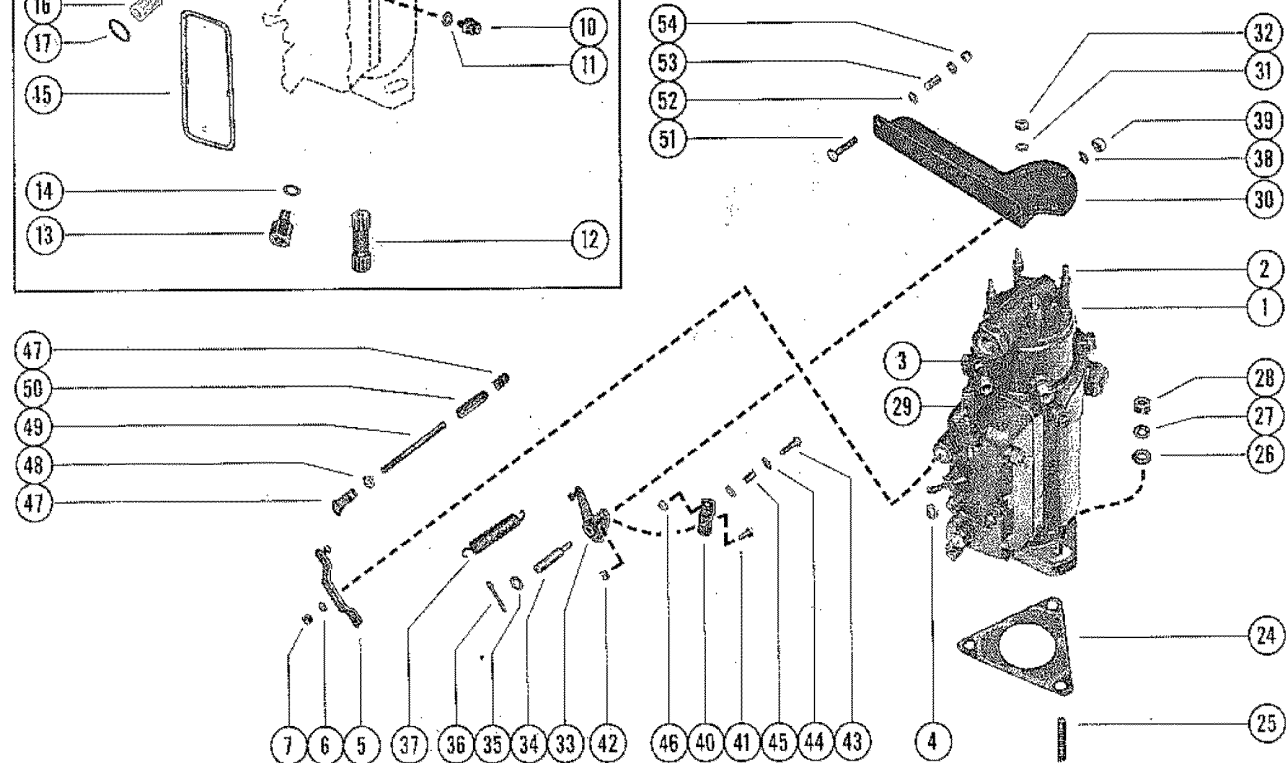
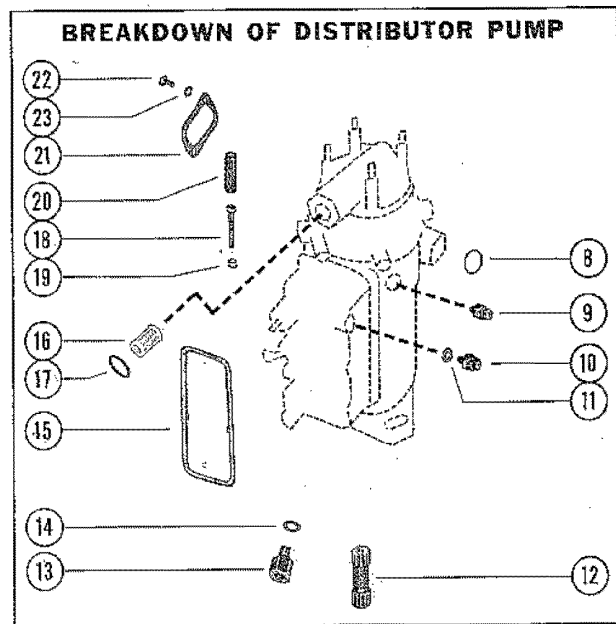
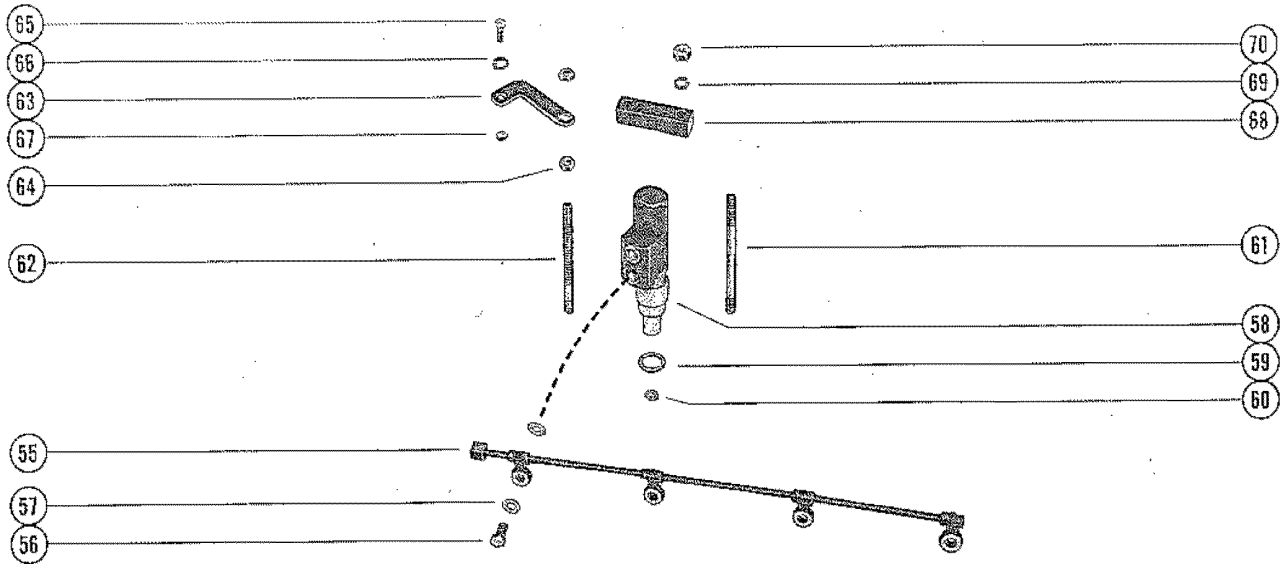
FUEL SHUT-OFF SOLENOID AND DISTRIBUTOR PUMP



FUEL SHUT-OFF SOLENOID AND DISTRIBUTOR PUMP

REF. NO.	PART NO.	SYM.	QTY.	DESCRIPTION
1	36502		1	MOUNT, FUEL SHUT-OFF SOLENOID
2	16-30669		0	STUD, FUEL SHUT-OFF SOLENOID MOUNT TO FRONT COVER (3 1/4")
3	23-36483		3	SPACER, FUEL SHUT-OFF SOLENOID MOUNT STUD
4	12-26825		3	WASHER, FUEL SHUT-OFF SOLENOID MOUNT STUD
5	11-21528		3	NUT, FUEL SHUT-OFF SOLENOID MOUNT STUD
6	54-26550		1	CLIP, WIRING HARNESS LEADS TO FUEL SHUT-OFF SOLENOID MOUNT
7	10-20456		1	SCREW, WIRING HARNESS CLIP TO FUEL SHUT-OFF SOLENOID MOUNT
8	22789		1	"D" WASHER, WIRING HARNESS CLIP SCREW
9	13-26996		1	LOCKWASHER, WIRING HARNESS CLIP SCREW
10	36438		1	SOLENOID, FUEL SHUT-OFF
11	10-21625		4	SCREW, FUEL SHUT-OFF SOLENOID TO MOUNT (3/4")
12	12-21249		4	WASHER, FUEL SHUT-OFF SOLENOID SCREW
13	11-20361		4	NUT, FUEL SHUT-OFF SOLENOID SCREW
14	36484		1	ROD, FUEL SHUT-OFF SOLENOID
15	11-20101		1	NUT, FUEL SHUT-OFF SOLENOID ROD
16	36485		1	LINK, FUEL SHUT-OFF SOLENOID
17	10-20100		1	SCREW, LINK TO FUEL SHUT-OFF SOLENOID ROD (1/2")
18	13-26996		1	LOCKWASHER, FUEL SHUT-OFF SOLENOID LINK SCREW
19	12-26013		2	WASHER, FUEL SHUT-OFF SOLENOID LINK SCREW
20	23-36486		1	SPACER, FUEL SHUT-OFF SOLENOID LINK SCREW
21	24-36487		1	SPRING, DISTRIBUTOR PUMP LEVER - THROTTLE RETURN
22	36489		1	LEVER, DISTRIBUTOR PUMP
23	10-20456		1	SCREW, DISTRIBUTOR PUMP LEVER TO SHUT-OFF SOLENOID LINK
24	23-36486		1	SPACER, DISTRIBUTOR PUMP LEVER SCREW
25	12-21273		2	WASHER, DISTRIBUTOR PUMP LEVER SCREW
26	11-20110		1	NUT, DISTRIBUTOR PUMP LEVER SCREW
27	12-30164		1	WASHER, LEVER TO DISTRIBUTOR PUMP NUT
28	11-20110		1	NUT, LEVER TO DISTRIBUTOR PUMP
29	36854		1	DISTRIBUTOR PUMP ASSEMBLY SEE C12 FOR BREAKDOWN
30	32-36940		1	INJECTOR LINE, DISTRIBUTOR PUMP TO #4 INJECTOR
31	32-36939		1	INJECTOR LINE, DISTRIBUTOR PUMP TO #3 INJECTOR
32	32-36941		1	INJECTOR LINE, DISTRIBUTOR PUMP TO #2 INJECTOR
33	32-36938		1	INJECTOR LINE, DISTRIBUTOR PUMP TO #1 INJECTOR
34	36943		2	SHROUD, INJECTOR LINE DAMPER
35	36942		4	DAMPER, INJECTOR LINE
36	36944		2	PLATE, BACKING - SHROUD
37	10-36748		2	BOLT, SHROUD TO BACKING PLATE (1 1/2")
38	13-36702		2	LOCKWASHER, SHROUD BOLT
39	11-36749		2	NUT, SHROUD BOLT

DISTRIBUTOR PUMP, INJECTORS AND THROTTLE LINKAGE

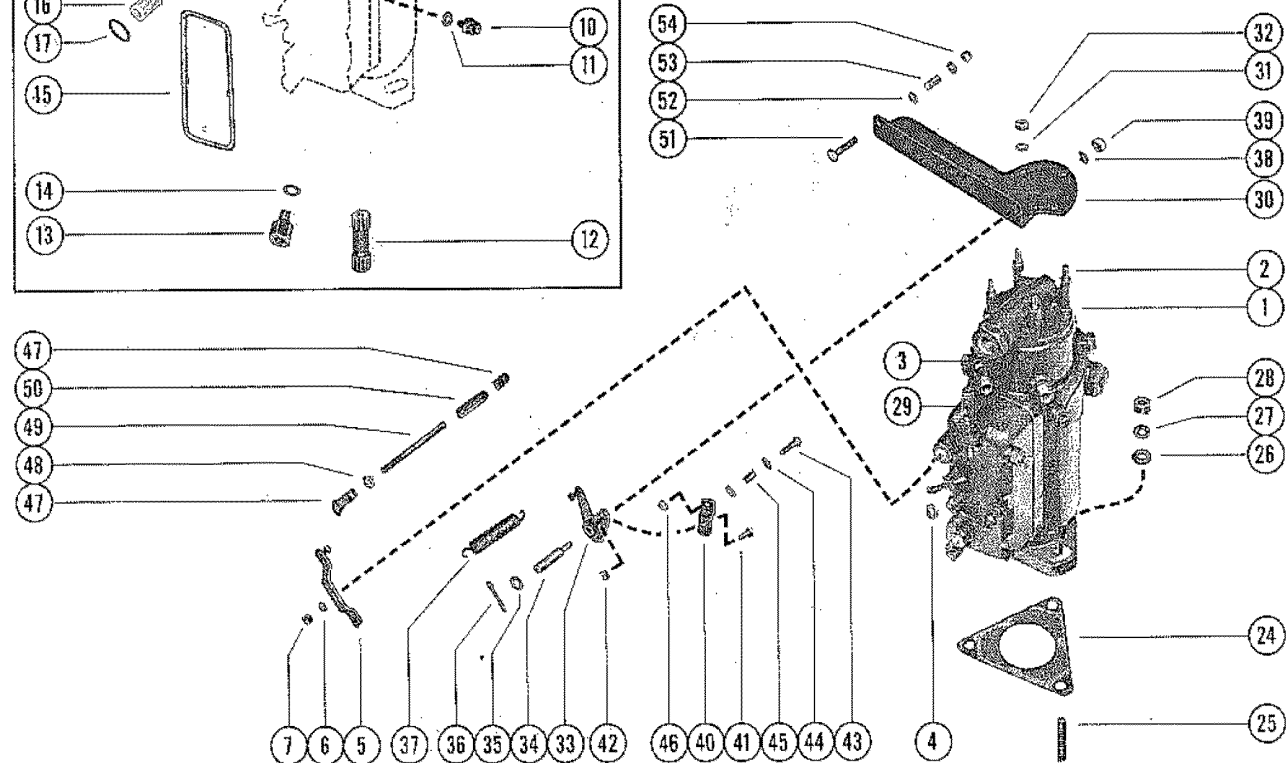
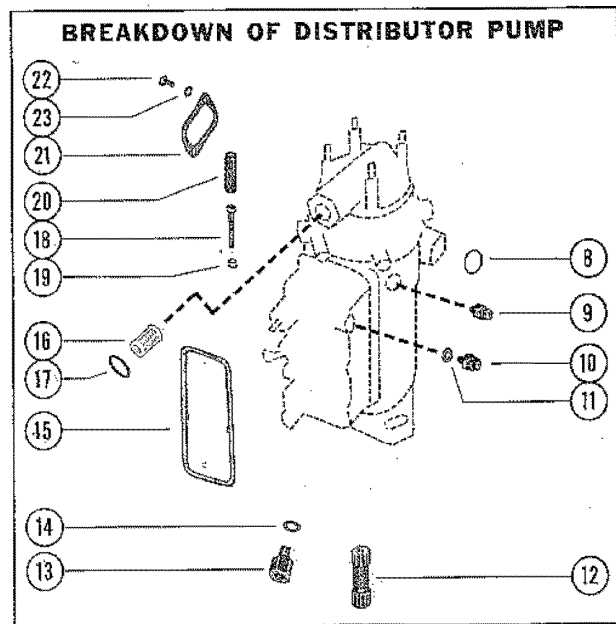
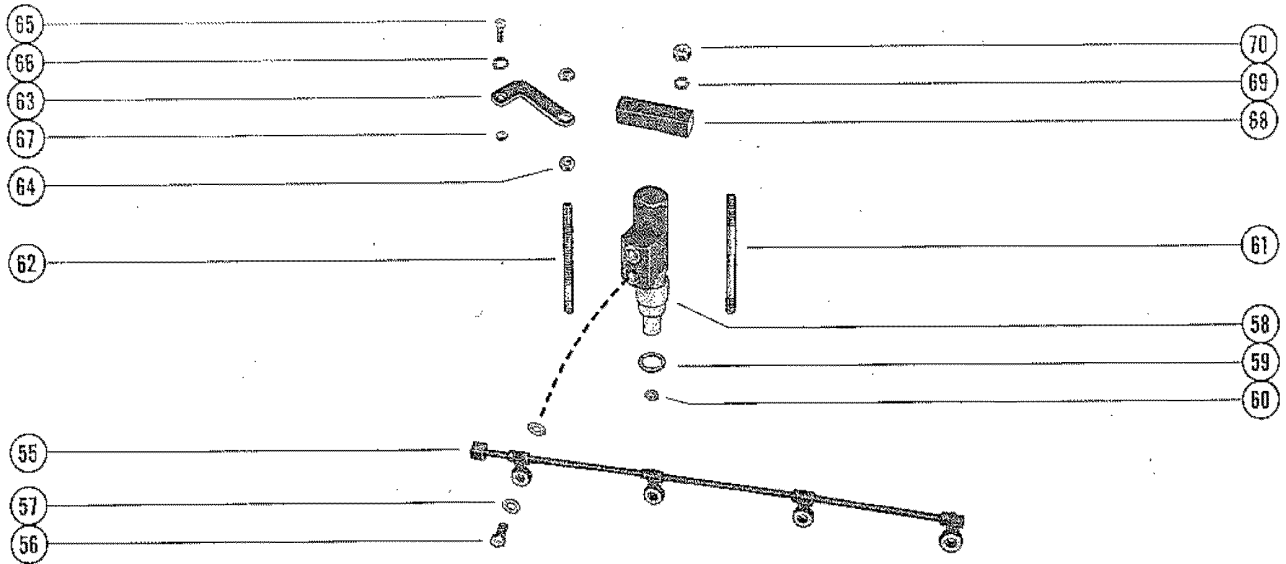


DISTRIBUTOR PUMP, INJECTORS AND THROTTLE LINKAGE

REF. NO.	PART NO.	SYM.	QTY.	DESCRIPTION
1	36854		1	DISTRIBUTOR PUMP ASSEMBLY
2	16-36973		4	STUD, DISTRIBUTOR PUMP
3	12-36857		6	WASHER, INJECTOR LINE CONNECTOR
4	12-39138		1	WASHER, ADJUSTING SCREW - DISTRIBUTOR PUMP
5	36856		1	LEVER, THROTTLE - DISTRIBUTOR PUMP
6	12-30164		1	WASHER, THROTTLE LEVER TO DISTRIBUTOR PUMP NUT
7	11-20110		1	NUT, THROTTLE LEVER TO DISTRIBUTOR PUMP
8	25-39142		1	"O" RING, DISTRIBUTOR PUMP
9	10-36977		1	SCREW, VENT - DISTRIBUTOR PUMP
10	10-39140		1	SCREW, VENT - DISTRIBUTOR PUMP
11	12-39141		1	WASHER, VENT SCREW
12	39009		1	SHAFT, QUILL - DISTRIBUTOR PUMP DRIVE
13	22-39134		1	CONNECTOR, DRAIN - DISTRIBUTOR PUMP
14	12-39135		1	WASHER, DRAIN CONNECTOR
15	27-36978		1	GASKET, CONTROL COVER - DISTRIBUTOR PUMP
16	36974		1	FILTER, FUEL - DISTRIBUTOR PUMP
17	12-36976		1	WASHER, FUEL FILTER PLUG
18	10-39136		2	SCREW, ADJUSTING - DISTRIBUTOR PUMP
19	11-39137		2	NUT, ADJUSTING SCREW
20	39139		1	SLEEVE, LOCKING - ADJUSTING SCREW
21	17-36979		1	GASKET, COVER PLATE - DISTRIBUTOR PUMP
22	10-36984		2	SCREW, COVER PLATE TO DISTRIBUTOR PUMP
23	13-39133		2	LOCKWASHER, COVER PLATE SCREW
24	27-36859		1	GASKET, DISTRIBUTOR PUMP
25	16-36605		3	STUD, DISTRIBUTOR PUMP TO CYLINDER BLOCK
26	12-36912		3	WASHER, DISTRIBUTOR PUMP STUD
27	13-36702		3	LOCKWASHER, DISTRIBUTOR PUMP STUD
28	11-36749		3	NUT, DISTRIBUTOR PUMP STUD
29	23-37012		1	SLEEVE, SEALING - MAXIMUM SPEED STOP SCREW-DISTRIBUTOR PUMP
30	36501		1	BRACKET, CONTROL - DISTRIBUTOR PUMP
31	13-26996		4	LOCKWASHER, CONTROL BRACKET TO DISTRIBUTOR PUMP NUT
32	11-20110		4	NUT, CONTROL BRACKET TO DISTRIBUTOR PUMP
33	36481		1	LEVER, THROTTLE - CONTROL BRACKET
34	17-36637		1	PIN, THROTTLE LEVER TO CONTROL BRACKET
35	12-36714		1	WASHER, THROTTLE LEVER PIN
36	18-36722		1	COTTER PIN, THROTTLE LEVER PIN
37	24-36823		1	SPRING, RETURN - THROTTLE LEVER
38	13-36712		1	LOCKWASHER, THROTTLE LEVER PIN
39	11-36847		1	NUT, THROTTLE LEVER PIN
40	36482		1	EXTENSION, ARM - THROTTLE LEVER
41	10-20456		2	SCREW, ARM EXTENSION TO THROTTLE LEVER (5/8")
42	11-20190		2	NUT, ARM EXTENSION SCREW

CONTINUED ON NEXT PAGE ➡

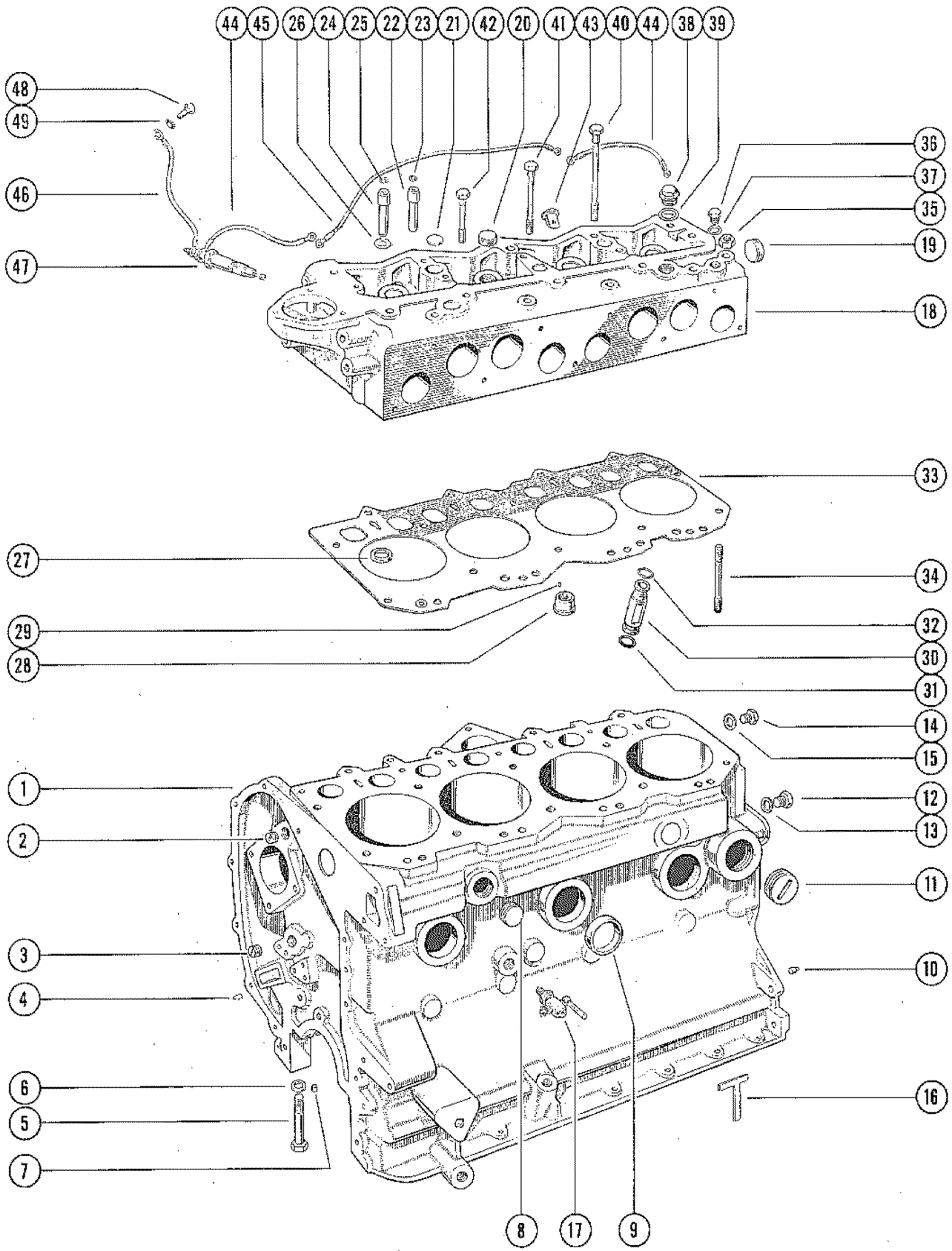
DISTRIBUTOR PUMP, INJECTORS AND THROTTLE LINKAGE



DISTRIBUTOR PUMP, INJECTORS AND THROTTLE LINKAGE

REF. NO.	PART NO.	SYM.	QTY.	DESCRIPTION
43	10-22387		1	SCREW, THROTTLE CABLE TO ARM EXTENSION (1")
44	12-20128		2	WASHER, THROTTLE CABLE SCREW
45	23-32818		1	BUSHING, THROTTLE CABLE SCREW
-	12-21273		1	WASHER, THROTTLE CABLE SCREW
46	11-20190		1	NUT, THROTTLE CABLE SCREW
47	36816		2	BALL SOCKET, CONTROL ROD
48	11-36932		2	NUT, JAM - CONTROL ROD
49	36620		1	ROD, CONTROL -THROTTLE LEVER
50	36813		1	ADJUSTOR, CONTROL ROD
51	10-21091		1	SCREW, THROTTLE CABLE TO CONTROL BRACKET (1 1/8")
52	12-21631		2	WASHER, THROTTLE CABLE SCREW
53	23-31866		1	SPACER, THROTTLE CABLE SCREW
54	11-20586		1	NUT, THROTTLE CABLE SCREW
55	32-36923		1	PIPE, LEAK-OFF
56	10-36924		4	BOLT, BANJO - LEAK-OFF PIPE TO INJECTOR
57	12-36925		8	WASHER, LEAK-OFF PIPE BANJO BOLT
58	36933		4	INJECTOR ASSEMBLY
-	22-36934		4	NOZZLE, INJECTOR
59	12-36935		4	WASHER, STEEL - INJECTOR
60	12-36936		4	WASHER, COPPER - INJECTOR
61	16-36681		7	STUD, INJECTOR TO CYLINDER HEAD (1 3/32" THREAD LENGTH)
62	16-36682		1	STUD, INJECTOR TO CYLINDER HEAD (2 19/32" THREAD LENGTH)
63	36929		1	BRACKET, INJECTOR STUD - LEAK-OFF CONNECTOR
64	11-36770		2	NUT, LOCK - BRACKET TO INJECTOR STUD
65	10-36930		1	BOLT, LEAK-OFF CONNECTOR TO BRACKET (3/4")
66	13-36931		1	LOCKWASHER, LEAK-OFF CONNECTOR BOLT
67	11-36932		1	NUT, LEAK-OFF CONNECTOR BOLT
68	36937		4	STRIP, CLAMPING - INJECTOR STUD
69	13-36702		8	LOCKWASHER, INJECTOR STUD
70	11-36749		8	NUT, INJECTOR STUD

CYLINDER HEAD AND CYLINDER BLOCK

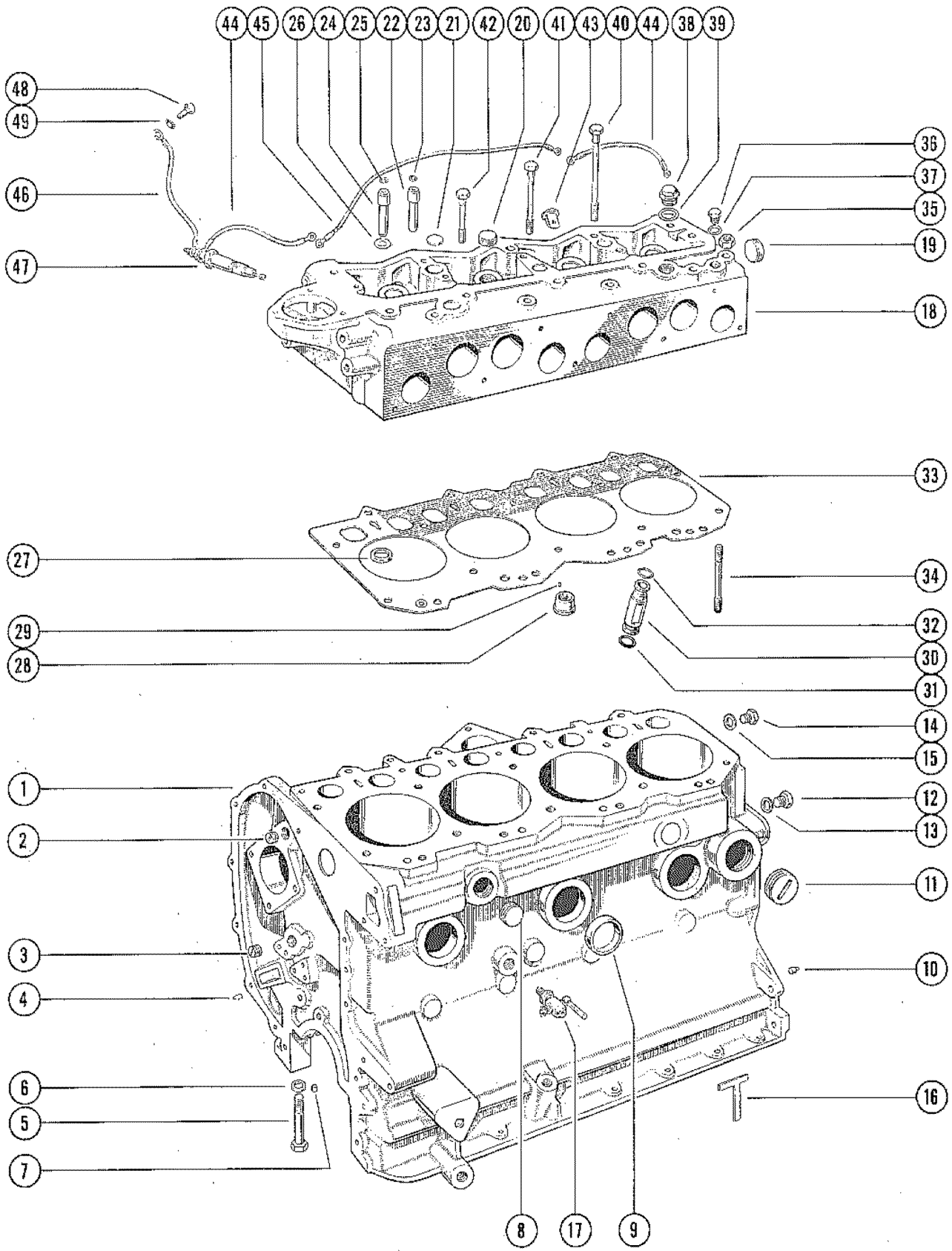


CYLINDER HEAD AND CYLINDER BLOCK

REF. NO.	PART NO.	SYM.	QTY.	DESCRIPTION
1	844-2434		1	CYLINDER BLOCK ASSEMBLY
2	19-36615		1	PLUG, TAPPET FEED GALLERY PIPE - FRONT
3	19-36612		1	PLUG, OIL GALLERY - FRONT
4	17-36611		2	PIN, DOWEL - TIMING CHAIN ADJUSTOR TO CYLINDER BLOCK
5	10-36607		6	BOLT, MAIN BEARING TO CYLINDER BLOCK
6	12-36608		6	WASHER, MAIN BEARING BOLT
7	17-36609		6	PIN, LOCATING - MAIN BEARING AND BEARING CAP
8	19-36600		2	PLUG, CORE - CYLINDER BLOCK
	19-36601		2	PLUG, CORE - CYLINDER BLOCK
9	19-36002		3	PLUG, CUP - CYLINDER BLOCK
10	17-36610		2	PIN, DOWELL - FLYWHEEL HOUSING TO CYLINDER BLOCK
11	19-36603		1	PLUG, IMMERSION HEATER BOSS - CYLINDER BLOCK
12	19-36829		1	PLUG, OIL GALLERY - REAR
13	27-36614		1	GASKET, REAR OIL GALLERY PLUG
14	19-36616		1	PLUG, TAPPET FEED GALLERY PIPE - REAR
15	27-36617		1	GASKET, REAR TAPPET FEED GALLERY PIPE PLUG
-	19-37015		1	PLUG, TAPPET FEED HOLE
16	36618		2	PACKING, REAR MAIN BEARING CAP - CYLINDER BLOCK
17	22-36619		1	TAP, WATER DRAIN - CYLINDER BLOCK
18	939-2440		1	CYLINDER HEAD ASSEMBLY
19	19-36686		1	PLUG, CORE - CYLINDER HEAD
20	19-36600		7	PLUG, CORE - CYLINDER HEAD
21	19-36685		2	PLUG, CORE - CYLINDER HEAD
22	36670		4	GUIDE, VALVE - INLET
23	25-36671		4	"O" RING, INLET VALVE GUIDE
24	36672		4	GUIDE, VALVE - EXHAUST
25	25-36673		4	"O" RING, EXHAUST VALVE GUIDE
26	12-36674		20	WASHER, PACKING - VALVE GUIDE (INLET AND EXHAUST)
27	36675		4	INSERT, EXHAUST VALVE SEAT - CYLINDER HEAD
28	22-36676		4	PLUG, HOT - CYLINDER HEAD
29	36677		4	PEG, HOT PLUG
30	32-36678		8	TUBE, PUSH ROD - CYLINDER HEAD
31	25-36679		8	"O" RING, PUSH ROD TUBE (LARGE)
32	25-36680		8	"O" RING, PUSH ROD TUBE (SMALL)
-	32-36700		4	TUBE, WATER - CYLINDER HEAD
-	19-36701		4	WELCH PLUG, CYLINDER HEAD (7/8" DIA.)
33	27-36688		1	GASKET, CYLINDER HEAD
34	16-36692		2	STUD, CYLINDER HEAD TO CYLINDER BLOCK
35	11-36693		2	NUT, CYLINDER HEAD STUD
36	22-36829		2	PLUG, HEATER VALVE HOLE - CYLINDER HEAD
37	27-36614		2	GASKET, HEATER VALVE HOLE PLUG
38	22-36727		1	PLUG, THERMOMETER HOLE -CYLINDER HEAD

CONTINUED ON NEXT PAGE ➡

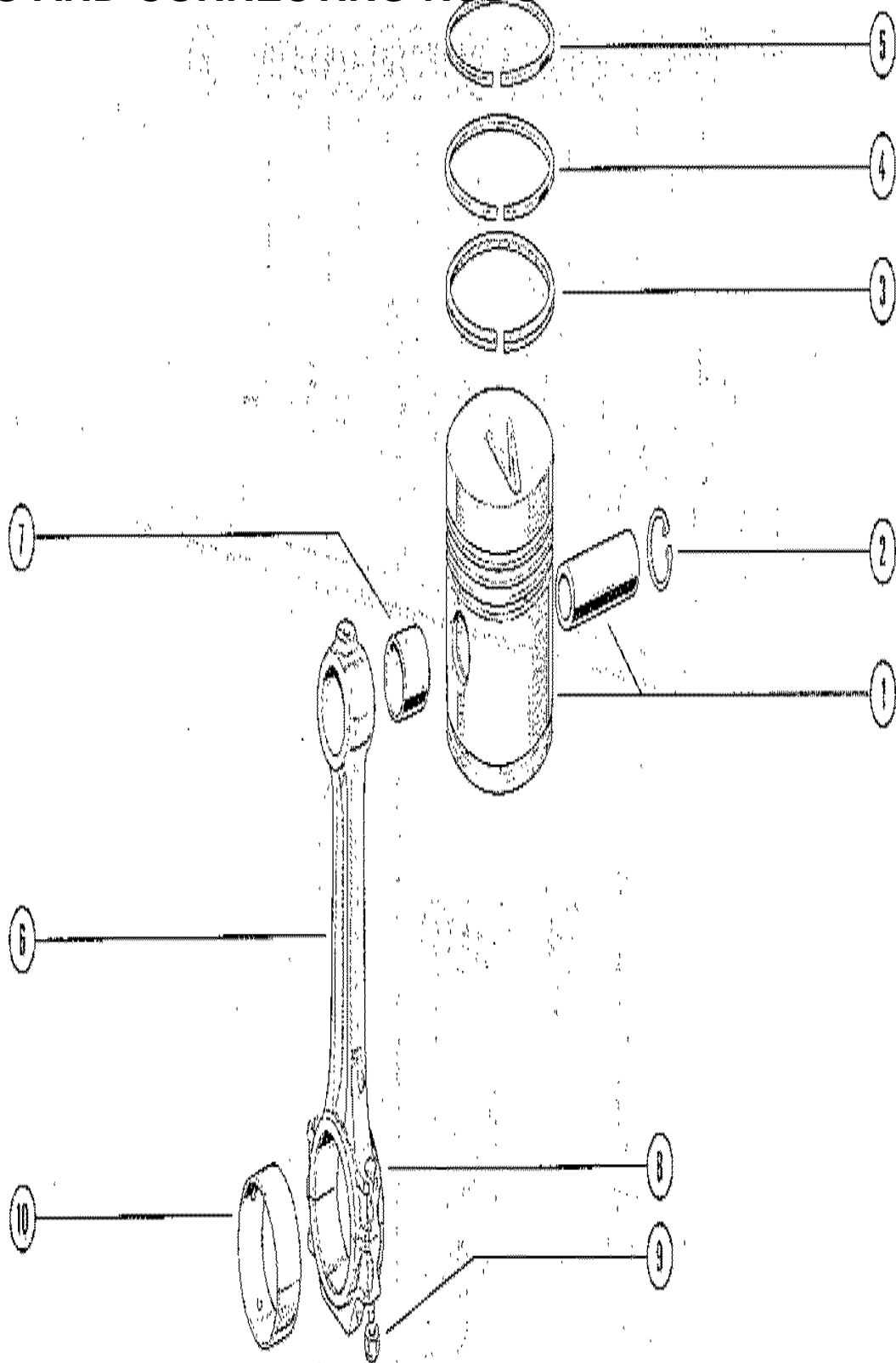
CYLINDER HEAD AND CYLINDER BLOCK



CYLINDER HEAD AND CYLINDER BLOCK

REF. NO.	PART NO.	SYM.	QTY.	DESCRIPTION
39	27-36728		1	GASKET, THERMOMETER HOLE PLUG
40	10-36691		5	BOLT, CYLINDER HEAD TO CYLINDER BLOCK (LONG)
41	10-36690		9	BOLT, CYLINDER HEAD TO CYLINDER BLOCK (MEDIUM)
42	10-36689		2	BOLT, CYLINDER HEAD TO CYLINDER BLOCK (SHORT)
43	36687		4	SHROUD, INJECTOR BORE - CYLINDER HEAD
44	36711		2	JUMPER WIRE, GLOW PLUG (SHORT)
45	36710		1	JUMPER WIRE, GLOW PLUG (LONG)
46	36709		1	JUMPER WIRE, GLOW PLUG TO GROUND
47	33-36708		4	GLOW PLUG, CYLINDER HEAD
48	10-36715		1	BOLT, JUMPER WIRE TO CYLINDER HEAD (5/8")
49	13-36716		1	LOCKWASHER, JUMPER WIRE BOLT

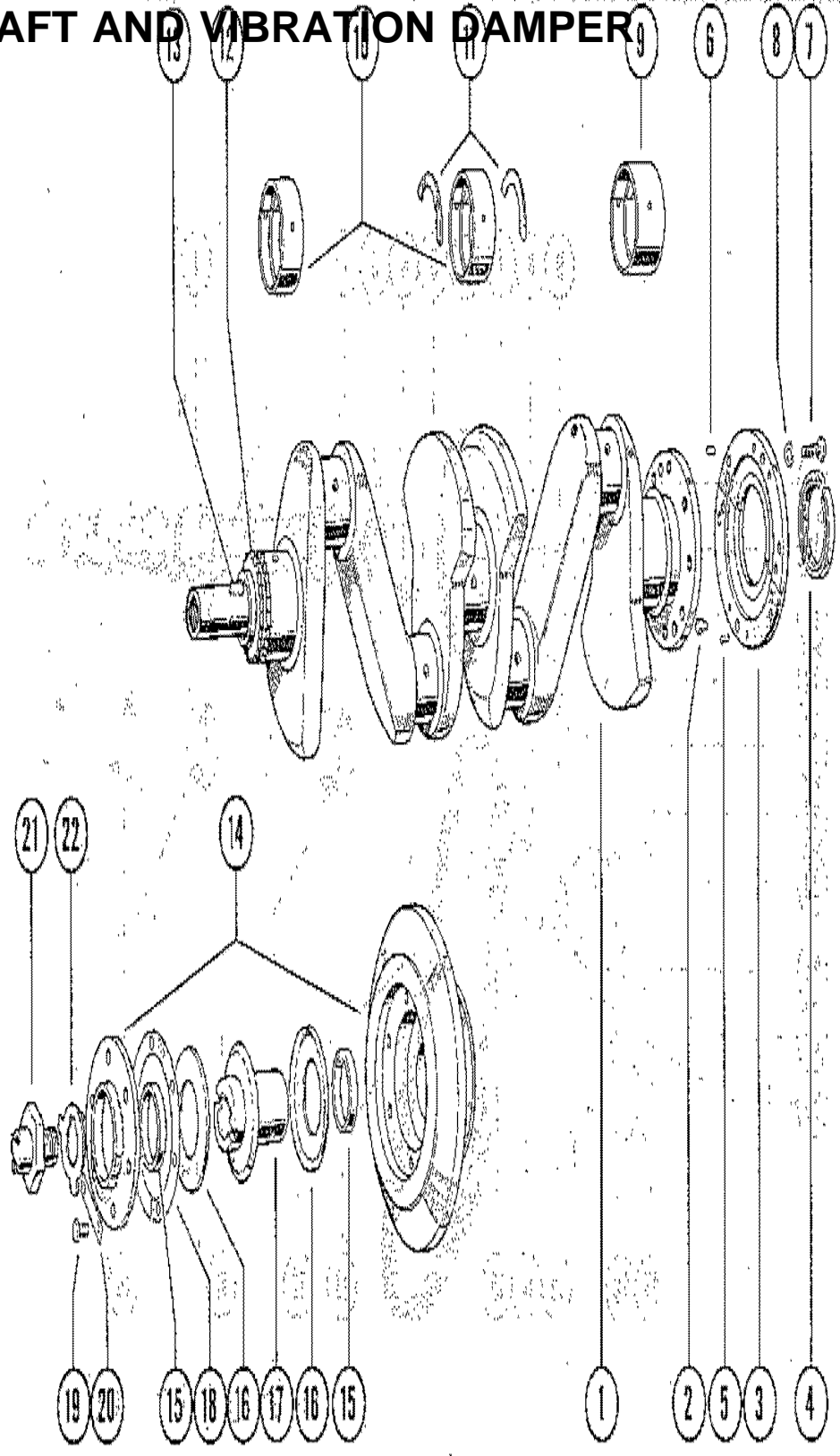
PISTONS AND CONNECTING RODS



PISTONS AND CONNECTING RODS

REF. NO.	PART NO.	SYM.	QTY.	DESCRIPTION
1	738-2437		4	PISTON ASSEMBLY (STANDARD)
	738-2438		AR	PISTON ASSEMBLY (.010 O.S.)
	738-2439		AR	PISTON ASSEMBLY (.020 O.S.)
2	40-36669		8	LOCK RING, PISTON PIN
3	39-36665		4	PISTON RING, SCRAPER (STANDARD)
	39-36666		AR	PISTON RING, SCRAPER (.010 O.S.)
	39-36667		AR	POSTIN RING, SCRAPER (.020 O.S.)
4	39-36662		8	PISTON RING, COMPRESSION - TAPERED (STANDARD)
	39-36663		AR	PISTON RING, COMPRESSION - TAPERED (.010 O.S.)
	39-36664		AR	PISTON RING, COMPRESSION - TAPERED (.020 O.S.)
5	39-36659		4	PISTON RING, COMPRESSION - CHROMED (STANDARD)
	39-36660		AR	PISTON RING, COMPRESSION - CHROMED (.010 O.S.)
	39-36661		AR	PISTON RING, COMPRESSION - CHROMED (.020 O.S.)
6	615-2436		4	CONNECTING ROD ASSEMBLY
7	23-36653		4	BUSHING, CONNECTING ROD - PISTON PIN
8	10-36654		8	BOLT, CONNECTING ROD CAP
9	11-36655		8	NUT, CONNECTING ROD CAP BOLT
10	23-36656		4	BEARING UNIT (1 PAIR), CONNECTING ROD (STANDARD)
	23-36657		AR	BEARING UNIT (1 PAIR), CONNECTING ROD (.010 U.S.)
	23-36658		AR	BEARING UNIT (1 PAIR), CONNECTING ROD (.020 U.S.)

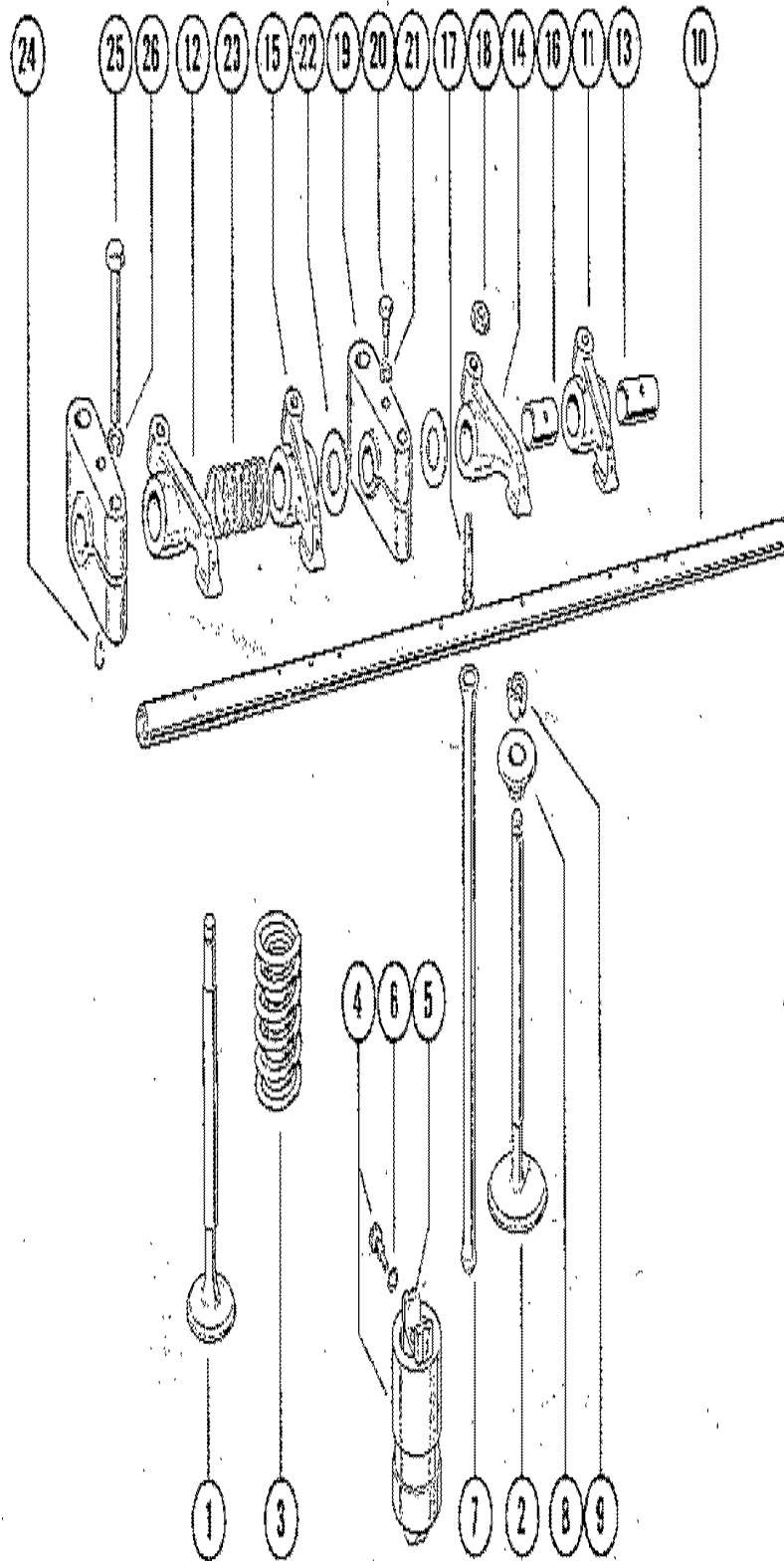
CRANKSHAFT AND VIBRATION DAMPER



CRANKSHAFT AND VIBRATION DAMPER

REF. NO.	PART NO.	SYM.	QTY.	DESCRIPTION
1	432-2435		1	CRANKSHAFT
2	17-36623		1	PIN, DOWEL - CRANKSHAFT
3	36635		1	CARRIER ASSEMBLY, OIL SEAL - REAR
4	26-36636		1	OIL SEAL, CARRIER - REAR
5	17-36638		2	PIN, DOWEL - CRANKSHAFT (LOWER)
6	17-36639		2	PIN, DOWEL - CRANKSHAFT (UPPER)
7	10-36641		10	BOLT, OIL SEAL CARRIER TO CRANKSHAFT (7/8")
8	13-36640		10	LOCKWASHER, OIL SEAL CARRIER BOLT
9	23-36627		1	BEARING UNIT (1 PAIR), CRANKSHAFT (REAR) - STANDARD
	23-36628		AR	BEARING UNIT (1 PAIR), CRANKSHAFT (REAR) - .010 U.S.
	23-36629		AR	BEARING UNIT (1 PAIR), CRANKSHAFT (REAR) - .020 U.S.
10	23-36624		2	BEARING UNIT(1 PAIR),CRANKSHAFT(FRONT AND CENTER)-STANDARD
	23-36625		AR	BEARING UNIT(1 PAIR),CRANKSHAFT(FRONT AND CENTER)-.010 U.S.
	23-36626		AR	BEARING UNIT(1 PAIR),CRANKSHAFT(FRONT AND CENTER)-.020 U.S.
11	12-36630		1	WASHER, THRUST - CRANKSHAFT (STANDARD)
	12-36631		AR	WASHER, THRUST - CRANKSHAFT (.0025 O.S.)
	12-36632		AR	WASHER, THRUST - CRANKSHAFT (.005 O.S.)
	12-36633		AR	WASHER, THRUST - CRANKSHAFT (.0075 O.S.)
	12-36634		AR	WASHER, THRUST - CRANKSHAFT (.010 O.S.)
12	43-36642		1	GEAR, CRANKSHAFT TIMING
13	28-36643		2	KEY, CRANKSHAFT GEAR AND VIBRATION DAMPER
14	36644		1	VIBRATION DAMPER ASSEMBLY, CRANKSHAFT
15	23-36645		2	BUSHING, VIBRATION DAMPER
16	36647		2	DISC, RUBBER - VIBRATION DAMPER
17	36646		1	FLANGE, DRIVING - VIBRATION DAMPER
18	15-36648		AR	SHIM, VIBRATION DAMPER
19	10-36649		6	BOLT, VIBRATION DAMPER CLAMPING (5/8")
20	14-36650		3	TAB WASHER, VIBRATION DAMPER CLAMPING BOLT
21	36651		1	DOG, STARTING - VIBRATION DAMPER
22	14-36652		1	TAB WASHER, STARTING DOG

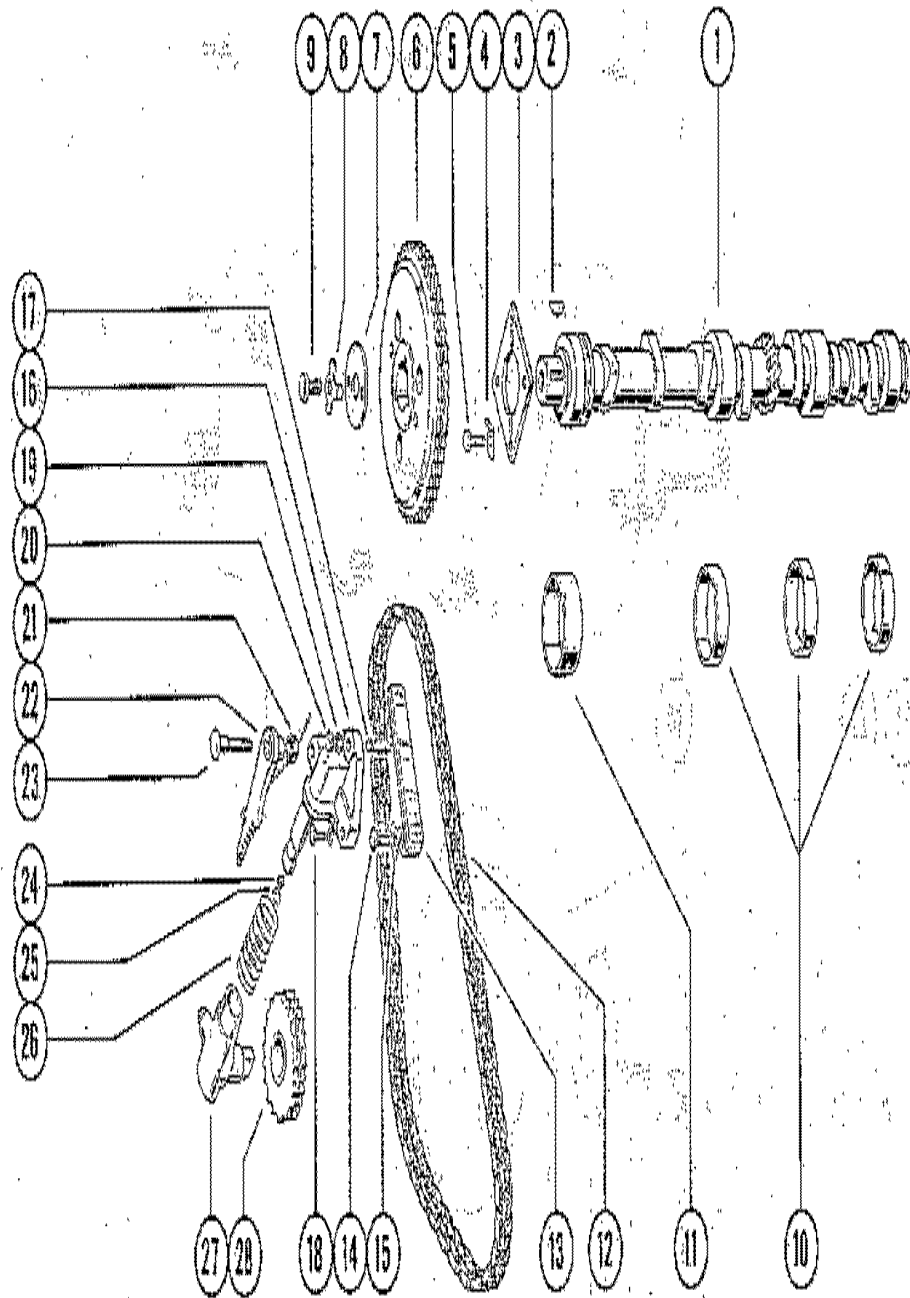
VALVES, TAPPETS AND ROCKER SHAFT



VALVES, TAPPETS AND ROCKER SHAFT

REF. NO.	PART NO.	SYM.	QTY.	DESCRIPTION
1	36759		4	VALVE, EXHAUST
2	36758		4	VALVE, INLET
3	24-36760		8	SPRING, VALVE
4	36772		8	TAPPET AND GUIDE ASSEMBLY
5	36773		8	TAPPET
6	12-36698		8	WASHER, TAPPET GUIDE SET BOLT
7	36771		8	ROD, PUSH
8	36761		8	CAP, INLET AND EXHAUST VALVES
9	28-36762		16	KEY, VALVE STEM
10	36774		1	SHAFT, VALVE ROCKER
11	36764		2	ROCKER, VALVE - EXHAUST (R.H.)
12	36763		2	ROCKER, VALVE - EXHAUST (L.H.)
13	23-36765		4	BUSHING, EXHAUST VALVE ROCKER
14	36766		2	ROCKER, VALVE - INLET (L.H)
15	36767		2	ROCKER, VALVE - INLET (R.H.)
16	23-36768		4	BUSHING, INLET VALVE ROCKER
17	10-36769		8	SCREW, SET - TAPPET ADJUSTING
18	11-36770		8	NUT, TAPPET ADJUSTING SET SCREW
19	36777		5	BRACKER, VALVE ROCKER
20	10-36781		2	SCREW, LOCKING - VALVE ROCKER SHAFT
21	13-36702		2	LOCKWASHER, VALVE ROCKER SHAFT SCREW
22	12-36776		8	WASHER, VALVE ROCKER SHAFT
23	24-36775		4	SPRING, VALVE ROCKER SHAFT
24	17-36778		3	PIN, DOWEL - ROCKER BRACKET (LOCATING)
25	10-36780		5	BOLT, ROCKER BRACKET TO CYLINDER HEAD (2")
26	13-36702		5	LOCKWASHER, ROCKER BRACKET BOLT

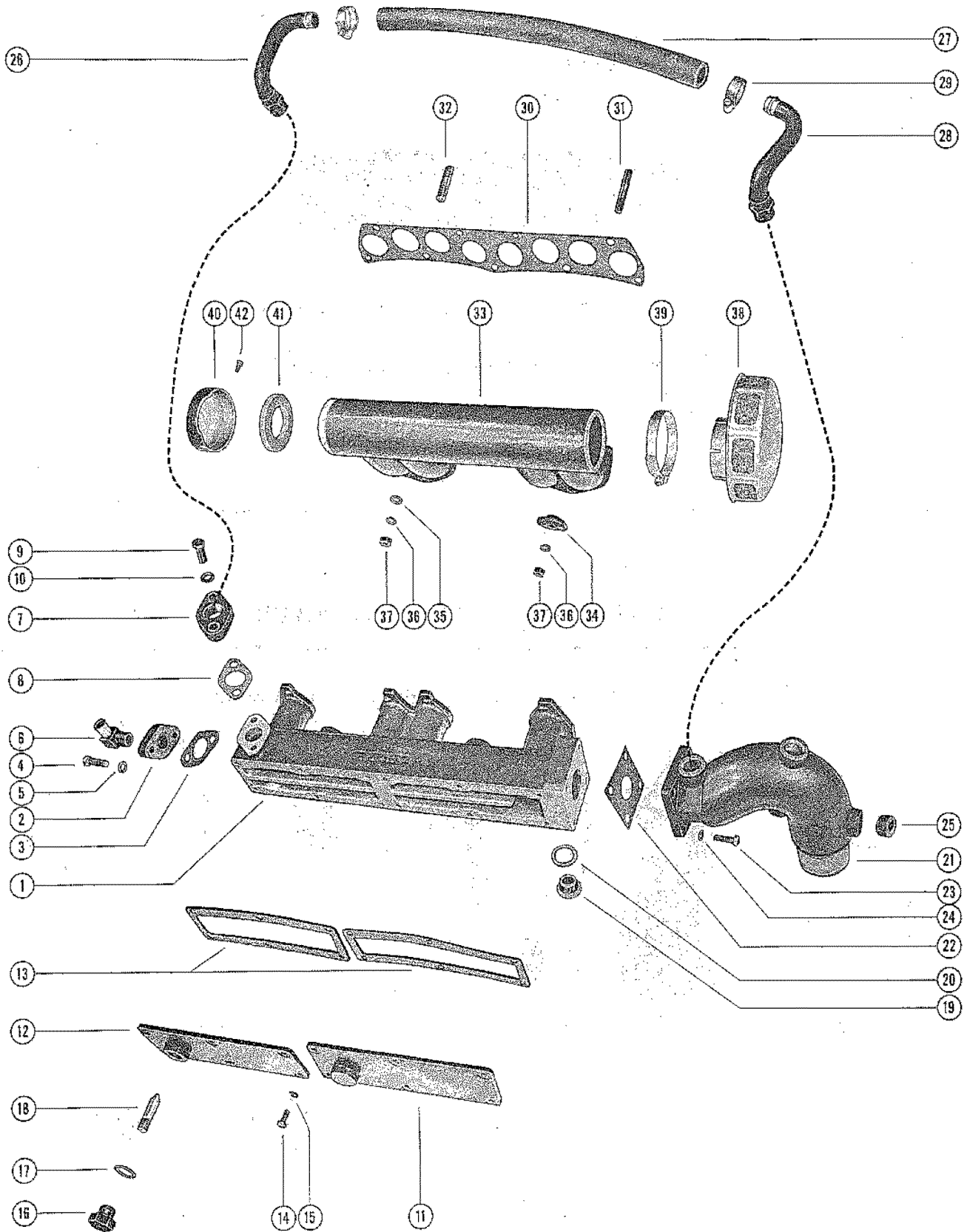
CAMSHAFT AND TENSIONER MECHANISM



CAMSHAFT AND TENSIONER MECHANISM

REF. NO.	PART NO.	SYM.	QTY.	DESCRIPTION
1	433-2441		1	CAMSHAFT
2	28-36739		1	KEY, CAMSHAFT TIMING GEAR
3	36735		1	PLATE, THRUST - CAMSHAFT
4	12-36736		2	WASHER, THRUST PLATE BOLT
5	10-36737		2	BOLT, THRUST PLATE TO CYLINDER BLOCK (3/4")
6	43-36738		1	GEAR, CAMSHAFT TIMING
7	12-36740		1	WASHER, RETAINING - CAMSHAFT TIMING GEAR SCREW
8	14-36741		1	TAB WASHER, CAMSHAFT TIMING GEAR SCREW
9	10-36742		1	BOLT, TIMING GEAR TO CAMSHAFT (7/8")
10	23-36732		3	BEARING UNIT (1 PAIR), CAMSHAFT - CENTER AND REAR
11	23-36731		1	BEARING UNIT (1 PAIR), CAMSHAFT - FRONT
12	36743		1	CHAIN, TIMING (78 LINKS)
13	36755		1	VIBRATION DAMPER, TIMING CHAIN
14	10-36756		2	BOLT, VIBRATION DAMPER TO CYLINDER BLOCK (1/2")
15	13-36757		2	LOCKWASHER, VIBRATION DAMPER BOLT
16	36747		1	HOUSING, TIMING CHAIN ADJUSTOR
17	16-36683		1	STUD, ADJUSTOR HOUSING TO CYLINDER BLOCK
18	10-36748		1	BOLT, ADJUSTOR HOUSING TO CYLINDER BLOCK (1 1/4")
19	13-36702		2	LOCKWASHER, ADJUSTOR HOUSING BOLT AND STUD
20	11-36749		1	NUT, ADJUSTOR HOUSING STUD
21	24-36746		1	SPRING, TENSION - CHAIN ADJUSTOR RATCHET
22	36744		1	RATCHET, TIMING CHAIN ADJUSTOR
23	10-36745		1	BOLT, RATCHET AND PISTON TO CYLINDER BLOCK
24	36751		1	BALL, NON-RETURN VALVE - ADJUSTOR CYLINDER
25	36753		1	RETAINER, NON-RETRURN VALVE BALL
26	24-36752		1	SPRING, TENSION - TIMING CHAIN
27	36750		1	CYLINDER, TIMING CHAIN ADJUSTOR
28	43-36854		1	GEAR, IDLER - ADJUSTOR CYLINDER

INTAKE MANIFOLD, EXHAUST MANIFOLD AND EXHAUST ELBOW

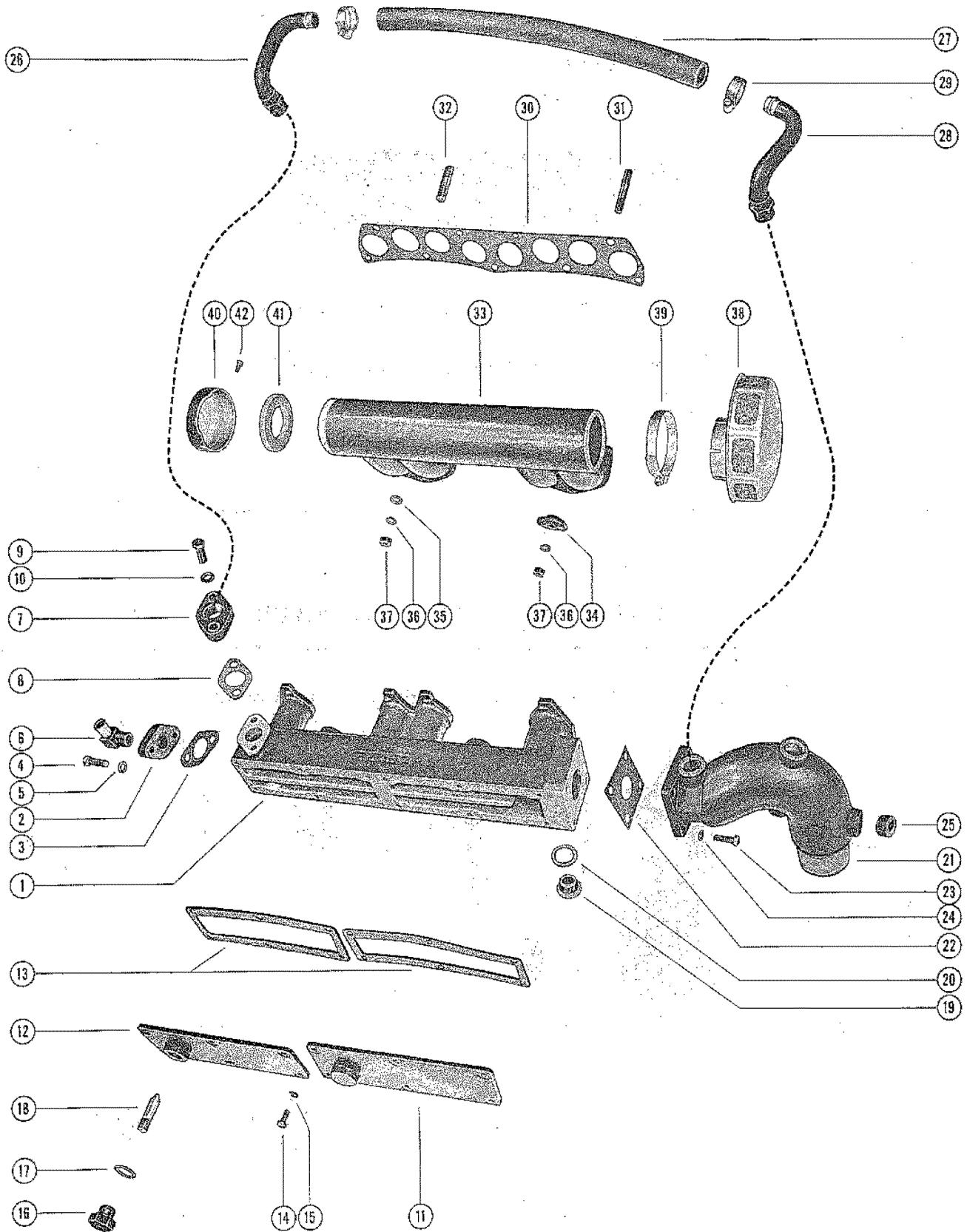


INTAKE MANIFOLD, EXHAUST MANIFOLD AND EXHAUST ELBOW

REF. NO.	PART NO.	SYM.	QTY.	DESCRIPTION
1	36988		1	EXHAUST MANIFOLD
2	36474		1	PLATE, WATER INLET - EXHAUST MANIFOLD
3	27-36475		1	GASKET, WATER INLET PLATE
4	10-21951		2	SCREW, WATER INLET PLATE TO EXHAUST MANIFOLD (1 1/4")
5	13-37459		2	LOCKWASHER, WATER INLET PLATE SCREW
6	22-32715		1	FITTING, HEAT EXCHANGER HOSE TO WATER INLET PLATE
7	36473		1	PLATE, WATER OUTLET - EXHAUST MANIFOLD
8	27-36475		1	GASKET, WATER OUTLET PLATE
9	10-21951		2	SCREW, WATER OUTLET PLATE TO EXHAUST MANIFOLD (1 1/4")
10	13-37459		2	LOCKWASHER, WATER OULTET PLATE SCREW
11	36989		1	PLATE, COVER - EXHAUST MANIFOLD
12	36990		1	PLATE, COVER - EXHAUST MANIFOLD
13	27-36993		2	GASKET, COVER PLATE
14	10-36991		12	BOLT, COVER PLATE TO EXHAUST MANIFOLD
15	13-36992		12	LOCKWASHER, COVER PLATE BOLT
16	19-36996		1	PLUG, CORROSION ELEMENT RETAINER
17	27-36995		1	GASKET, CORROSION ELEMENT RETAINER PLUG
18	35-36997		1	ELEMENT, CORROSION - EXHAUST MANIFOLD
19	19-36994		1	PLUG, WATER DRAIN - EXHAUST MANIFOLD
20	27-36995		1	GASKET, EXHAUST MANIFOLD WATER DRAIN PLUG
21	36507		1	ELBOW, EXHAUST MANIFOLD
22	27-36471		1	GASKET, EXHAUST MANIFOLD ELNOW
23	10-20639		4	SCREW, EXHAUST ELBOW TO EXHAUST MANIFOLD (1 1/8")
24	12-26993		4	LOCKWASHER, EXHAUST ELBOW SCREW
25	22-33198		3	PLUG, PIPE - EXHAUST MANIFOLD ELBOW
26	22-36499A1		1	ELBOW ASSEMBLY, WATER OUTLET PLATE
27	32-36512		1	HOSE, WATER OUTLET PLATE ELBOW TO EXHAUST ELBOW (17 1/4")
28	22-36500A1		1	ELBOW ASSEMBLY, EXHAUST ELBOW
29	54-32880		2	CLAMP, WATER HOSE TO ELBOW
30	27-36985		1	GASKET, EXHAUST MANIFOLD AND INTAKE MANIFOLD
31	16-36684		4	STUD, CYLINDER HEAD TO EXHAUST MANIFOLD (LONG)
32	16-36683		5	STUD, CYLINDER HEAD TO EXHAUST MANIFOLD (SHORT)
33	36508		1	INTAKE MANIFOLD
34	54-36986		4	CLAMP, EXHAUST MANIFOLD AND INTAKE MANIFOLD STUD
35	12-36987		5	WASHER, EXHAUST MANIFOLD STUD
36	13-26702		9	LOCKWASHER, EXHAUST MANIFOLD AND INTAKE MANIFOLD STUD
37	11-36749		9	NUT, EXHAUST MANIFOLD AND INTAKE MANIFOLD STUD

CONTINUED ON NEXT PAGE ➡

INTAKE MANIFOLD, EXHAUST MANIFOLD AND EXHAUST ELBOW



INTAKE MANIFOLD, EXHAUST MANIFOLD AND EXHAUST ELBOW

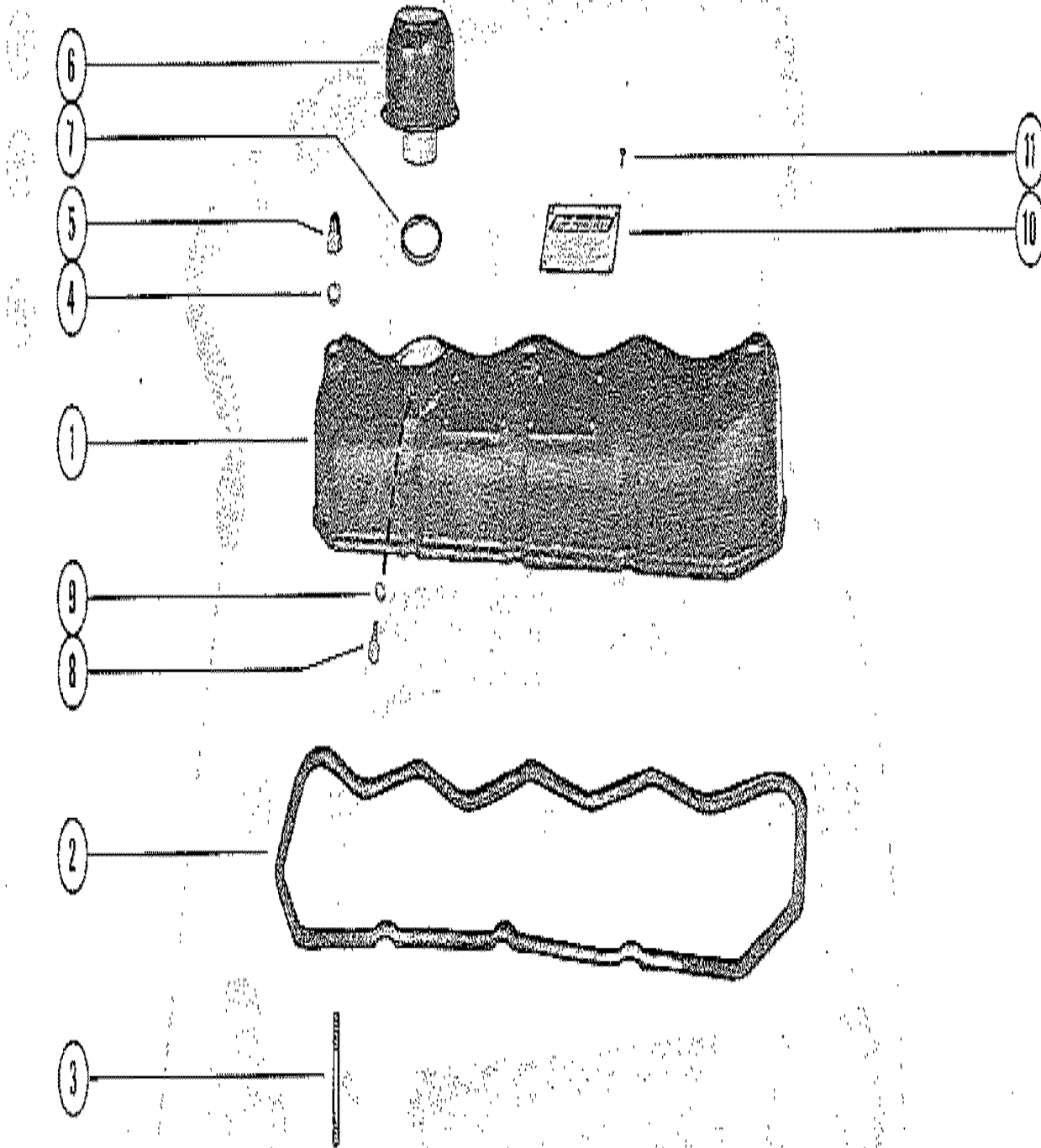
REF. NO.	PART NO.	SYM.	QTY.	DESCRIPTION
38	36983		1	AIR CLEANER, INTAKE MANIFOLD
39	54-32533		1	CLAMP, AIR CLEANER TO INTAKE MANIFOLD
40	36476		1	CAM, INTAKE MANIFOLD
41	27-36477		1	GASKER, INTAKE MANIFOLD CAP
42	10-35400		2	SCREW, CAP TO INTAKE MANIFOLD (7/16")

GASKET SETS

REF. NO.	PART NO.	SYM.	QTY.	DESCRIPTION
-	27-36810A1		1	GASKET SET (MISCELLANEOUS)
-	27-36985A1		1	GASKET SET (EXHAUST MANIFOLD)
-	27-36688A1		1	GASKET SET (CYLINDER HEAD)
-	36520		1	"ON BOARD" SPARE PARTS KIT

THIS PAGE INTENTIONALLY LEFT BLANK

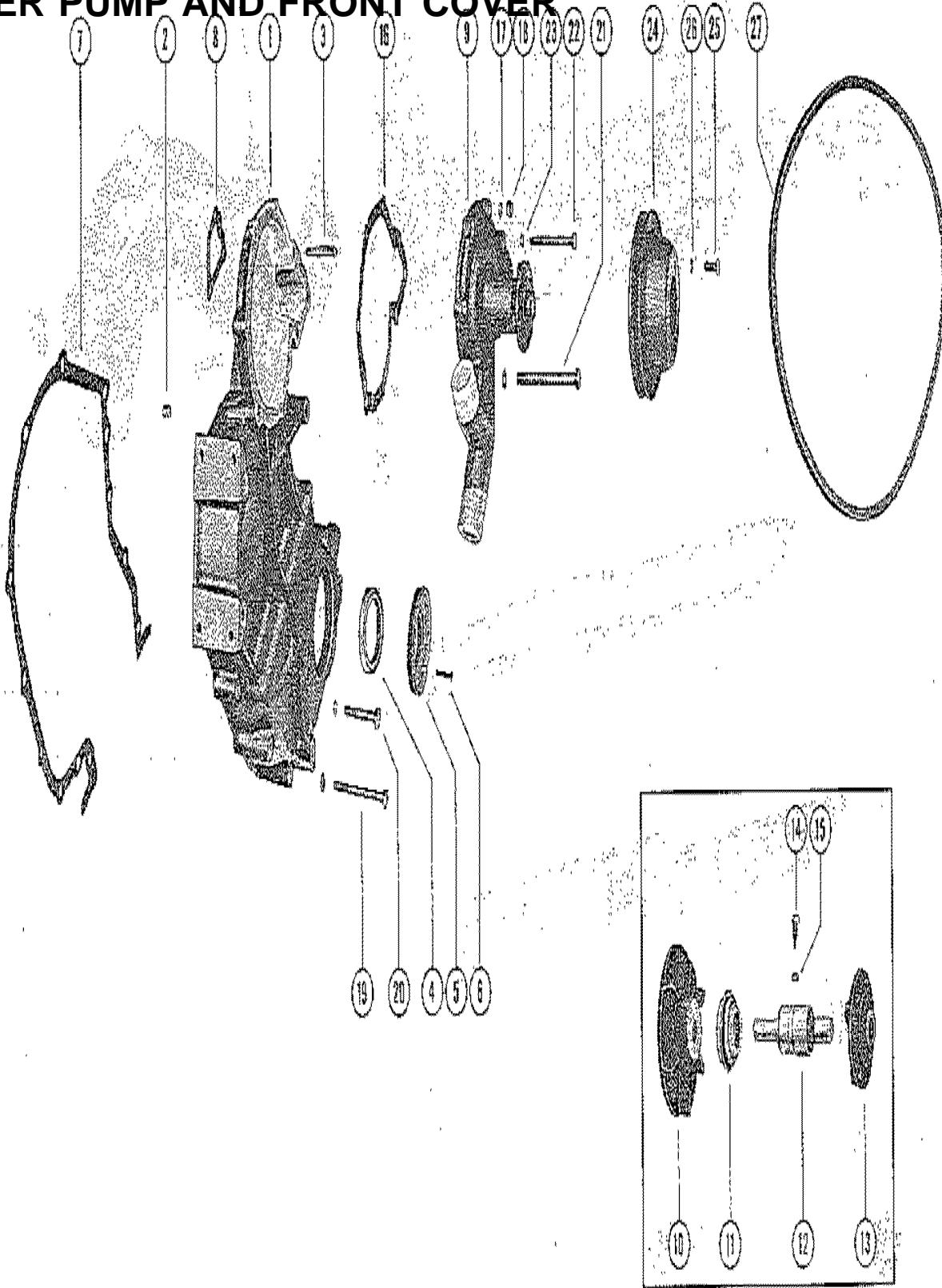
ROCKER COVER



ROCKER COVER

REF. NO.	PART NO.	SYM.	QTY.	DESCRIPTION
1	36694		1	ROCKER COVER ASSEMBLY, TOP
2	27-36697		1	GASKET, ROCKER COVER TO CYLINDER HEAD
3	1636779		3	STUD, ROCKER COVER TO CYLINDER HEAD
4	12-36698		3	WASHER, ROCKER COVER STUD
5	11-36699		3	NUT, ROCKER COVER STUD
6	36704		1	CAP, BREATHER FILTER - ROCKER COVER
7	25-36705		1	"O" RING, BREATHER FILTER CAP
8	10-36706		1	SCREW, SET - BREATHER FILTER CAP TO ROCKER COVER
9	12-36707		1	WASHER, BREATHER FILTER CAP SCREW
10	38-36531		1	NAME PLATE, TAPPET CLEARANCE - ROCKER COVER
11	10-36696		4	SCREW, NAME PLATE TO ROCKER COVER

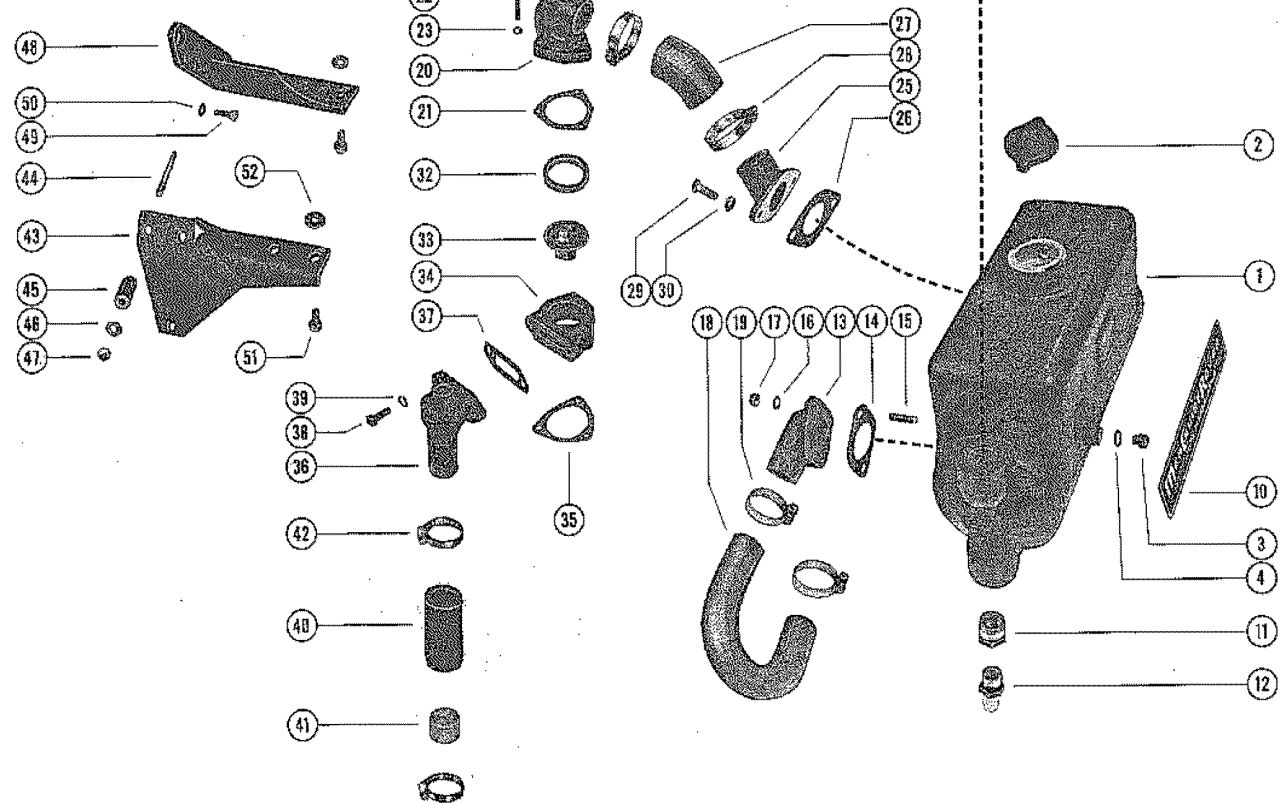
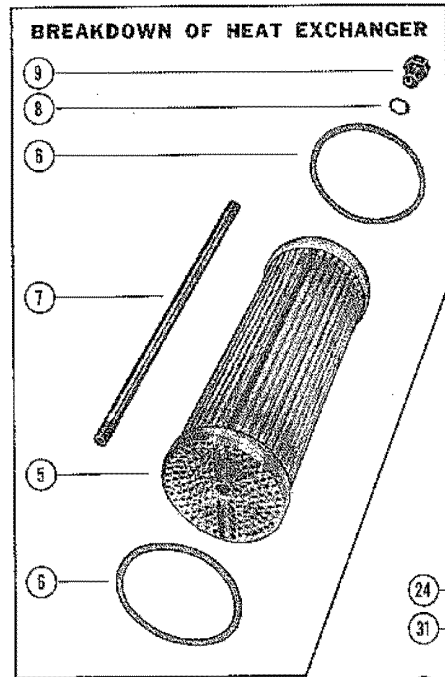
WATER PUMP AND FRONT COVER



WATER PUMP AND FRONT COVER

REF. NO.	PART NO.	SYM.	QTY.	DESCRIPTION
1	36804		1	FRONT COVER ASSEMBLY
2	17-36805		2	PIN, DOWEL - FRONT COVER
3	16-36807		5	STUD, WATER PUMP TO FRONT COVER
4	26-36806		1	OIL SEAL, FRONT COVER
5	36808		1	MUD EXCLUDER, FRONT COVER
6	10-36696		8	SCREW, MUD EXCLUDER TO FRONT COVER
7	27-36810		1	GASKET, FRONT COVER
8	27-36811		1	GASKET, WATER INLET - FRONT COVER
9	36840		1	WATER PUMP ASSEMBLY
10	47-36844		1	IMPELLER, WATER PUMP
11	36843		1	RING AND SEAL ASSEMBLY, WATER PUMP
12	36841		1	SHAFT AND BEARING, WATER PUMP
13	36842		1	HUB, WATER PUMP PULLEY
14	10-36706		1	SCREW, SET - WATER PUMP
15	13-36640		1	LOCKWASHER, WATER PUMP SET SCREW
16	27-36846		1	GASKET, WATER PUMP
17	13-36640		5	LOCKWAHSER, WATER PUMP AND STUD
18	11-36847		5	NUT, WATER PUMP STUD
19	10-36812		7	BOLT, FRONT COVER TO CYLINDER BLOCK (3")
20	10-36780		1	BOLDT, FRONT COVER TO CYLINDER BLOCK (2")
	10-36948		2	BOLT, FRONT COVER TO CYLINDER BLOCK (3 1/4")
21	10-36815		1	BOLT, FRONT COVER AND WATER PUMP TO CYLINDER BLOCK (3 3/4")
22	10-33008		2	BOLT, FRONT COVER AND WATER PUMP TO CYLINDER BLOCK (3 1/2")
23	13-36702		13	LOCKWASHER, FRONT COVER AND WATER PUMP BOLT
24	36858		1	PULLEY, WATER PUMP
25	10-36737		4	BOLT, PULLEY TO WATER PUMP HUB (3/4")
26	13-36640		4	LOCKWASHER, PULLEY BOLT
27	36472		1	"V" BELT, WATER PUMP AND ALERNATOR DRIVE (42 1/2")
-	36860		1	WATER PUMP OVERHAUL KIT

HEAT EXCHANGER AND THERMOSTAT HOUSING

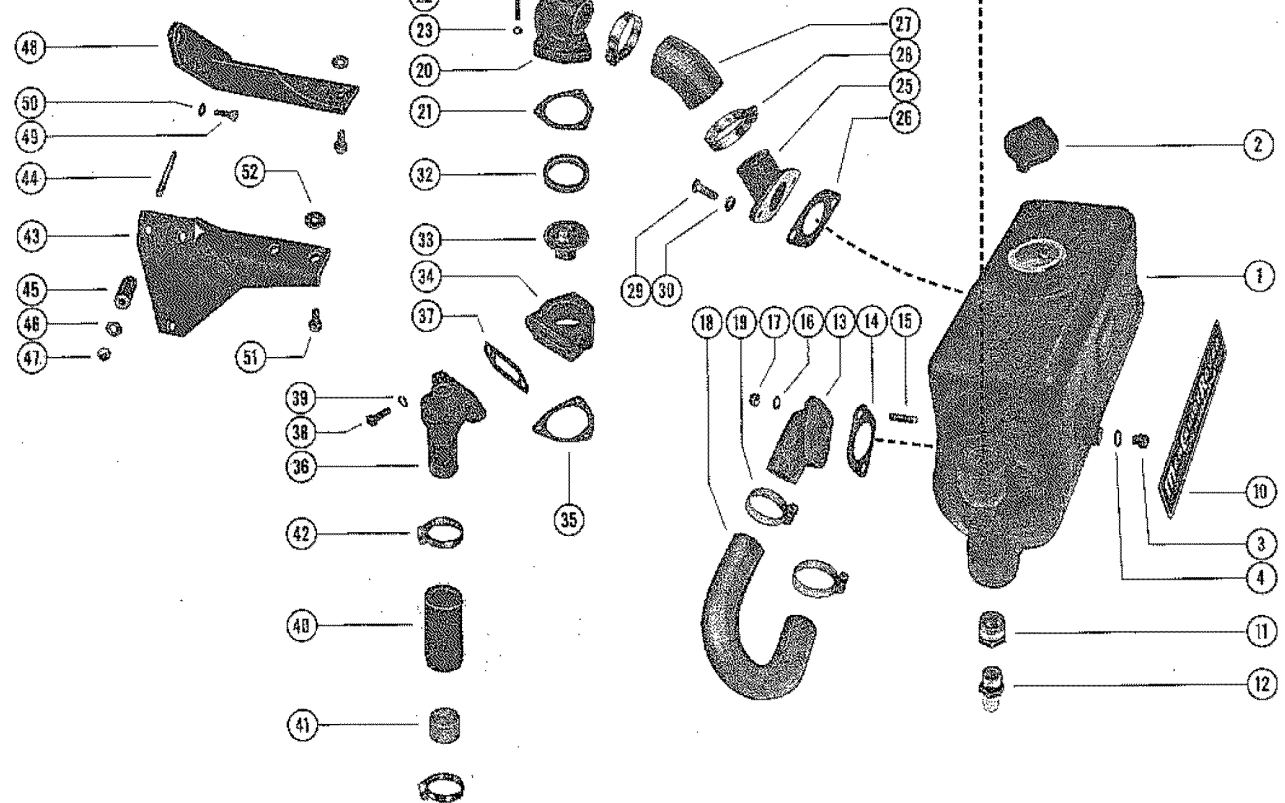
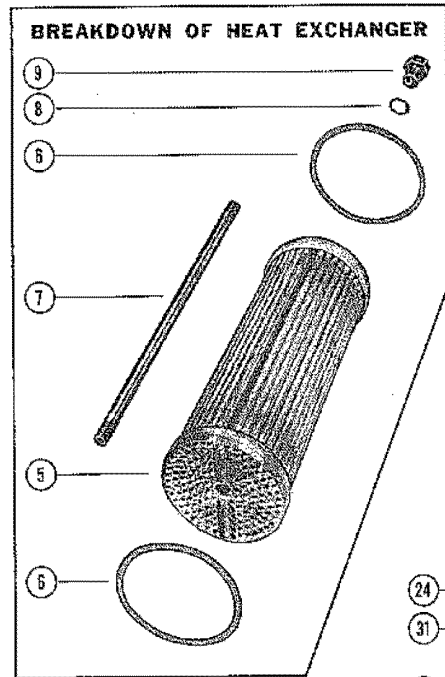


HEAT EXCHANGER AND THERMOSTAT HOUSING

REF. NO.	PART NO.	SYM.	QTY.	DESCRIPTION
1	37020		1	HEAT EXCHANGER ASSEMBLY
2	37021		1	CAP, PRESSURE - HEAT EXCHANGER
3	19-36838		1	PLUG, DRAIN - HEAT EXCHANGER
4	12-36845		1	WASHER, HEAT EXCHANGER DRAIN PLUG
5	36824		1	TUBE STACK, HEAT EXCHANGER
6	25-36830		2	"O" RING, HEAT EXCHANGER
7	36835		1	TIE ROD, HEAT EXCHANGER
8	12-36837		1	WASHER, HEAT EXCHANGER TIE ROD
9	11-36836		1	NUT, HEAT EXCHANGER TIE ROD
10	37-36530		1	DECAL, HEAT EXCHANGER
11	22-37017		1	FITTING, WATER INLET - HEAT EXCHANGER
12	22-33066		1	CONNECTOR, WATER INLET FITTING
13	36980		1	HOUSING, WATER OUTLET - HEAT EXCHANGER
14	27-37019		1	GASKET, WATER OUTLET HOUSING TO HEAT EXCHANGER
15	16-21831		2	STUD, WATER OUTLET HOUSING TO HEAT EXCHANGER (1 1/4")
16	12-20084		2	WASHER, WATER OUTLET HOUSING STUD
17	11-20102		2	NUT, WATER OUTLET HOUSING STUD
18	32-36506		1	HOSE, WATER OUTLET HOUSING TO WATER PUMP
19	54-32780		2	CLAMP, HOSE TO WATER OUTLET HOUSING AND WATER PUMP
20	38947A1		1	ELBOW ASSEMBLY, THERMOSTAT (SEE NOTE #1 BELOW)
21	27-36850		1	GASKET, THERMOSTAT ELBOW
22	10-34298		3	SCREW, THERMOSTAT ELBOW AND HOUSING TO CYLINDER HEAD (2 1/4
23	13-26992		3	LOCKWASHER, THERMOSTAT ELBOW AND HOUSING SCREW
24	10-20776		1	SCREW, HEAT EXCHANGER HOSE CLAMP TO THERMOSTAT ELBOW (1/2")
25	38946		1	ELBOW, HEAT EXCHANGER
26	27-37018		1	GASKET, HEAT EXCHANGER ELBOW
27	32-38945		1	HOSE, THERMOSTAT ELBOW TO HEAT EXCHANGER ELBOW
28	54-32781		2	CLAMP, HOSE TO THERMOSTAT ELBOW AND HEAT EXCHANGER ELBOW
29	10-26487		2	SCREW, THERMOSTAT ELBOW TO HEAT EXCHANGER (1 1/8")
30	13-37459		2	LOCKWASHER, THERMOSTAT ELBOW SCREW
31	54-36480		1	CLAMP, HEAT EXCHANGER TO EXHAUST MANIFOLD HOSE
32	23-36479		1	SPACER, THERMOSTAT - WATER OUTLET HOUSING (NOT REQUIRED WHEN USING B-38947A1)
33	35884		1	THERMOSTAT
34	36849		1	HOUSING, THERMOSTAT
35	27-36852		1	GASKET, THERMOSTAT HOUSING TO CYLINDER HEAD
36	36478		1	PIPE, BY-PASS - THERMOSTAT HOUSING
37	27-36855		1	GASKET, BY-PASS PIPE

CONTINUED ON NEXT PAGE ➡

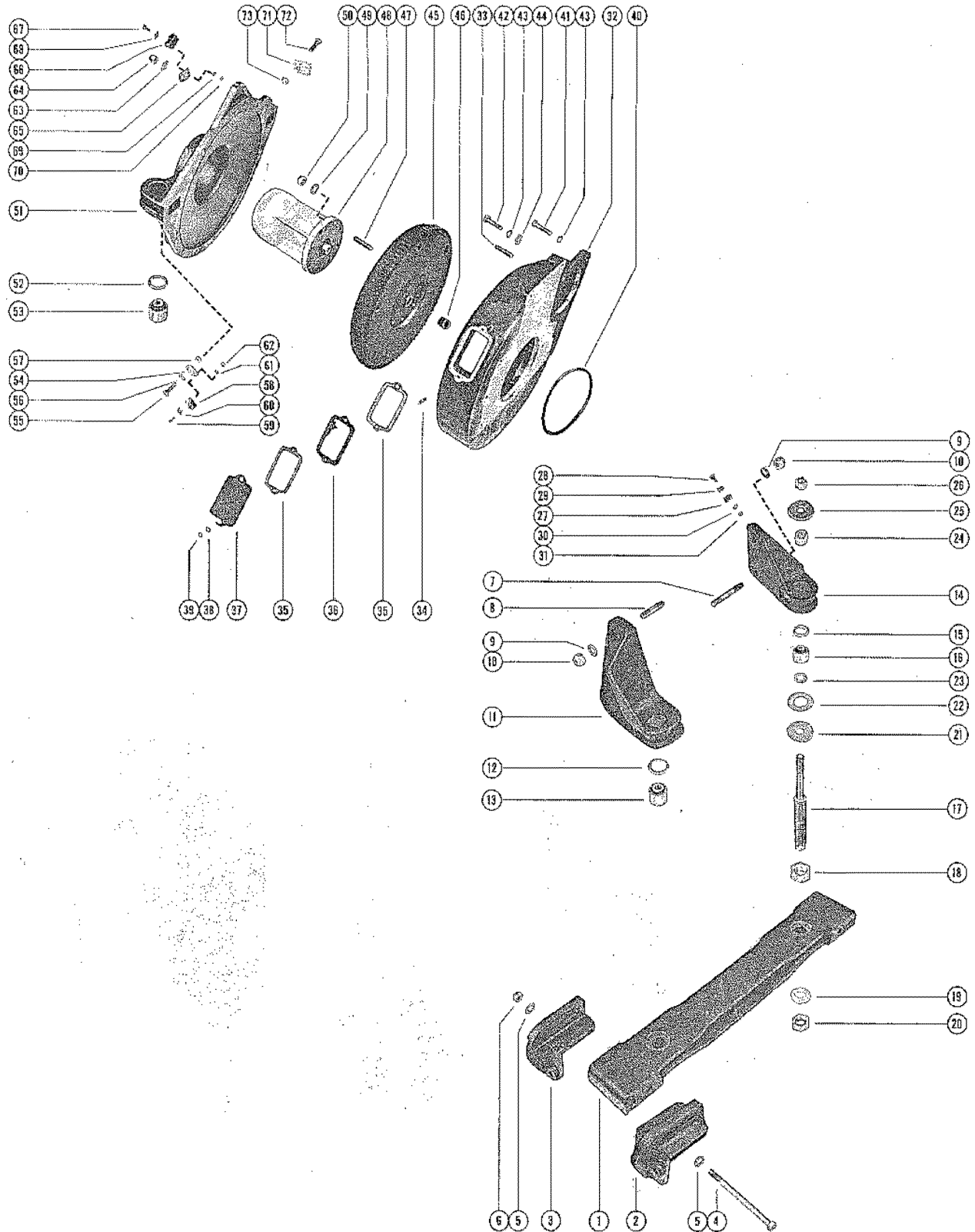
HEAT EXCHANGER AND THERMOSTAT HOUSING



HEAT EXCHANGER AND THERMOSTAT HOUSING

REF. NO.	PART NO.	SYM.	QTY.	DESCRIPTION
38	10-36802		2	BOLT, BY-PASS PIPE TO THERMOSTAT HOUSING (1")
39	13-36702		2	LOCKWASHER, BY-PASS PIPE BOLT
40	32-36514		1	HOSE, BY-PASS TO WATER PUNP (3 1/4")
41	36827		1	RESTRICTOR, BY-PASS PIPE TO WATER PUMP HOSE
42	54-32780		2	CLAMP, HOSE TO BY-PASS PIPE AND WATER PUMP
43	36969		1	BRACKET, MOUNTING - HEAT EXCHANGER (CAMSHAFT SIDE)
44	16-30669		3	STUD, HEAT EXCHANGER BRACKET TO FRONT COVER (3 1/4")
45	23-36483		3	SPACER, HEAT EXCHANGER BRACKET STUD
46	12-26825		3	WASHER, HEAT EXCHANGER BRACKET STUD
47	11-35814		3	NUT, HEAT EXCHANGER BRACKET STUD
48	36970		1	BRACKET, MOUNTING - HEAT EXCHANGER (OPPOSITE CAMSHAFT SIDE)
49	10-26065		2	SCREW, HEAT EXCHANGER MOUNTING BRACKET TO CYLINDER HEAD (1")
50	13-26993		2	LOACKWASHER, HEAT EXCHANGER MOUNTING BRACKET SCREW
51	10-29198		4	SCREW, HEAT EXCHANGER TO MOUNTIN BRACKET (7/8")- SEE NOTE #2
52	12-26825		4	WASHER, HEAT EXCHANGER SCREW
53	22-37017		1	FITTING, WATER OUTLET - HEAT EXCHANGER
54	22-32715		1	ELBOW, WATER OUTLET FITTING
55	32-36511		1	HOSE, HEAT EXCHANGER TO MANIFOLD (21") - EARLY STYLE
	32-39005		1	HOSE, HEAT EXCHANGER TO MANIFOLD (23 1/2") LATE STYLE (PART OF B-38947A1 ELBOW ASSEMBLY
56	54-32779		2	CLAMP, HOSE TO HEAT EXCHANGER AND MANIFOLD

FLYWHEEL, FLYWHEEL HOUSING AND FRONT SUPPORT BRACKET

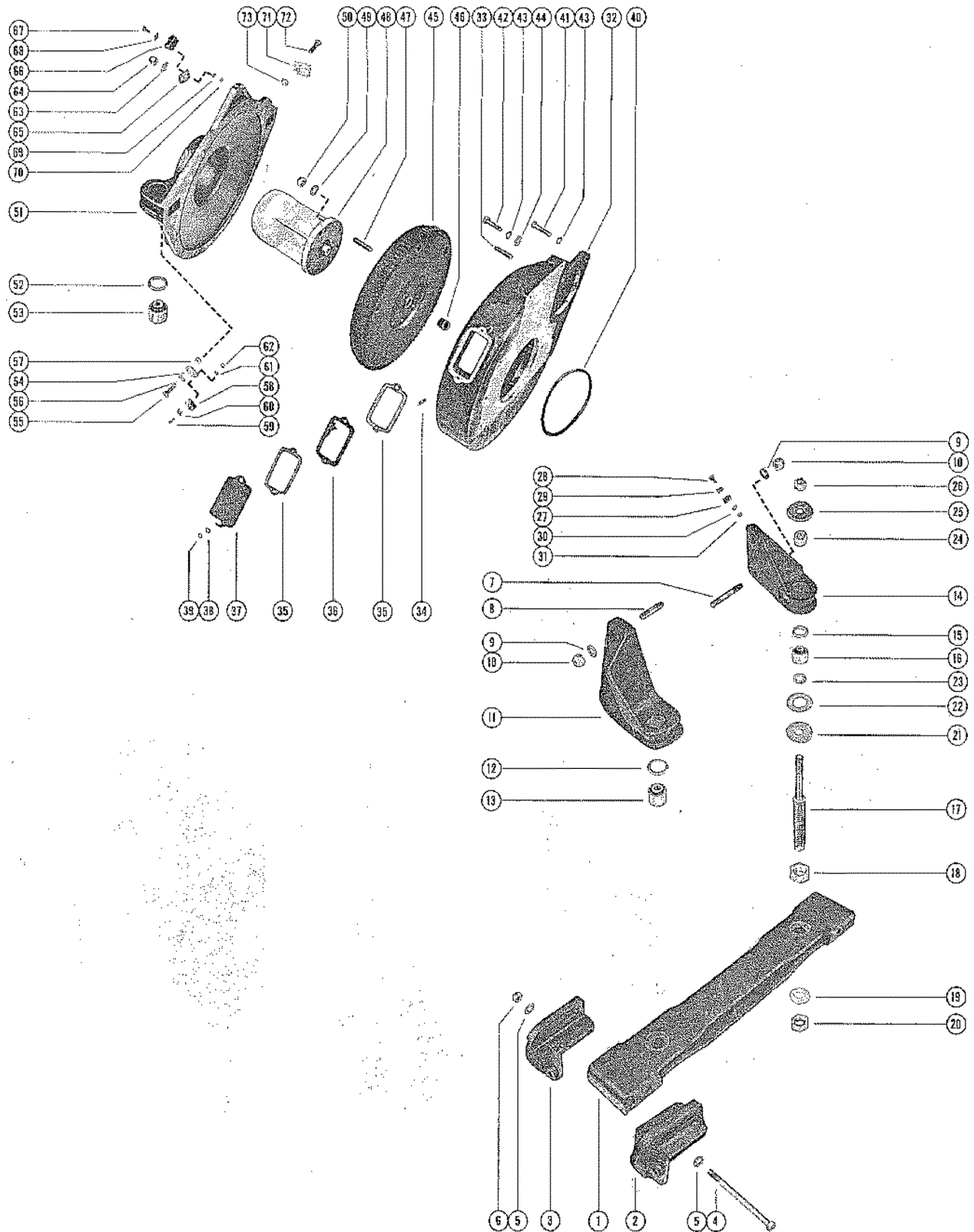


FLYWHEEL, FLYWHEEL HOUSING AND FRONT SUPPORT BRACKET

REF. NO.	PART NO.	SYM.	QTY.	DESCRIPTION
1	36496		1	BRACKET, FRONT SUPPORT
2	32889		2	PLATE, BEARING - FRONT SUPPORT BRACKET
3	32890		2	PLATE, BEARING - FRONT SUPPORT BRACKET
4	10-33158		4	SCREW, BEARING PLATE TO FRONT SUPPORT BRACKET (5 1/2")
5	12-20553		8	WASHER, BEARING PLATE SCREW
6	11-25269		4	NUT, BEARING PLATE SCREW
7	16-36466		1	STUD, FRONT MOUNTING BRACKET TO CYLINDER BLOCK (4 1/2")
8	16-36465		3	STUD, FRONT MOUNTING BRACKET TO CYLINDER BLOCK (2 5/8")
9	12-30119		4	WASHER, FRONT MOUNTING BRACKET STUD
10	11-28040		4	NUT, FRONT MOUNTING BRACKET STUD
11	36494A1		1	BRACKET ASSEMBLY, FRONT MOUNTING (STARBOARD SIDE)
12	23-35903		1	SPACER, FRONT MOUNTING BRACKET
13	33149		1	MOUNT, FRONT MOUNTING BRACKET
14	36493A1		1	BRACKET ASSEMBLY, FRONT MOUNTING (PORT SIDE)
15	23-35903		1	SPACER, FRONT MOUNTING BRACKET
16	33149		1	MOUNT, FRONT MOUNTING BRACKET
17	16-36495		2	STUD, ADJUSTING - FRONT SUPPORT BRACKET
18	11-32882		2	NUT, FRONT SUPPORT BRACKET ADJUSTING STUD
19	23-36490		2	SPACER, FRONT SUPPORT BRACKET ADJUSTING STUD (LOWER)
20	11-30499		2	NUT, JAM - FRONT SUPPORT BRACKET ADJUSTING STUD (LOWER)
21	12-36103		2	WASHER, FRONT SUPPORT BRACKET ADJUSTING STUD
22	12-32638		2	WASHER, RUBBER - FRONT SUPPORT BRACKET ADJUSTING STUD
23	12-20959		2	WASHER, FRONT SUPPORT BRACKET ADJUSTING STUD (SMALL)
24	23-36290		2	SPACER, FRONT SUPPORT BRACKET ADJUSTING STUD (TOP)
25	12-32757		2	WASHER, FRONT SUPPORT BRACKET ADJUSTING STUD (TOP)
26	11-28040		2	NUT, FRONT SUPPORT BRACKET ADJUSTING STUD (TOP)
27	54-24836		1	CLIP, WIRING HARNESS LEAD TO PORT FRONT MOUNTING BRACKET (5/8")
28	10-20456		1	SCREW, HARNESS CLIP TO PORT FRONT MOUNTING BRACKET (5/8")
29	22789		1	"D" WASHER, WIRING HARNESS CLIP SCREW
30	13-26996		1	LOCKWASHER, WIRING HARNESS CLIP SCREW
31	11-20645		1	NUT, WIRING HARNESS CLIP SCREW
32	36901		1	FLYWHEEL HOUSING ASSEMBLY
33	16-36902		10	STUD, FLYWHEEL HOUSING TO COVER
34	16-36903		2	STUD, FLYWHEEL HOUSING TO INSPECTION COVER
35	27-36907		2	GASKET, INSPECTION COVER AND INDICATOR PLATE

CONTINUED ON NEXT PAGE ➡

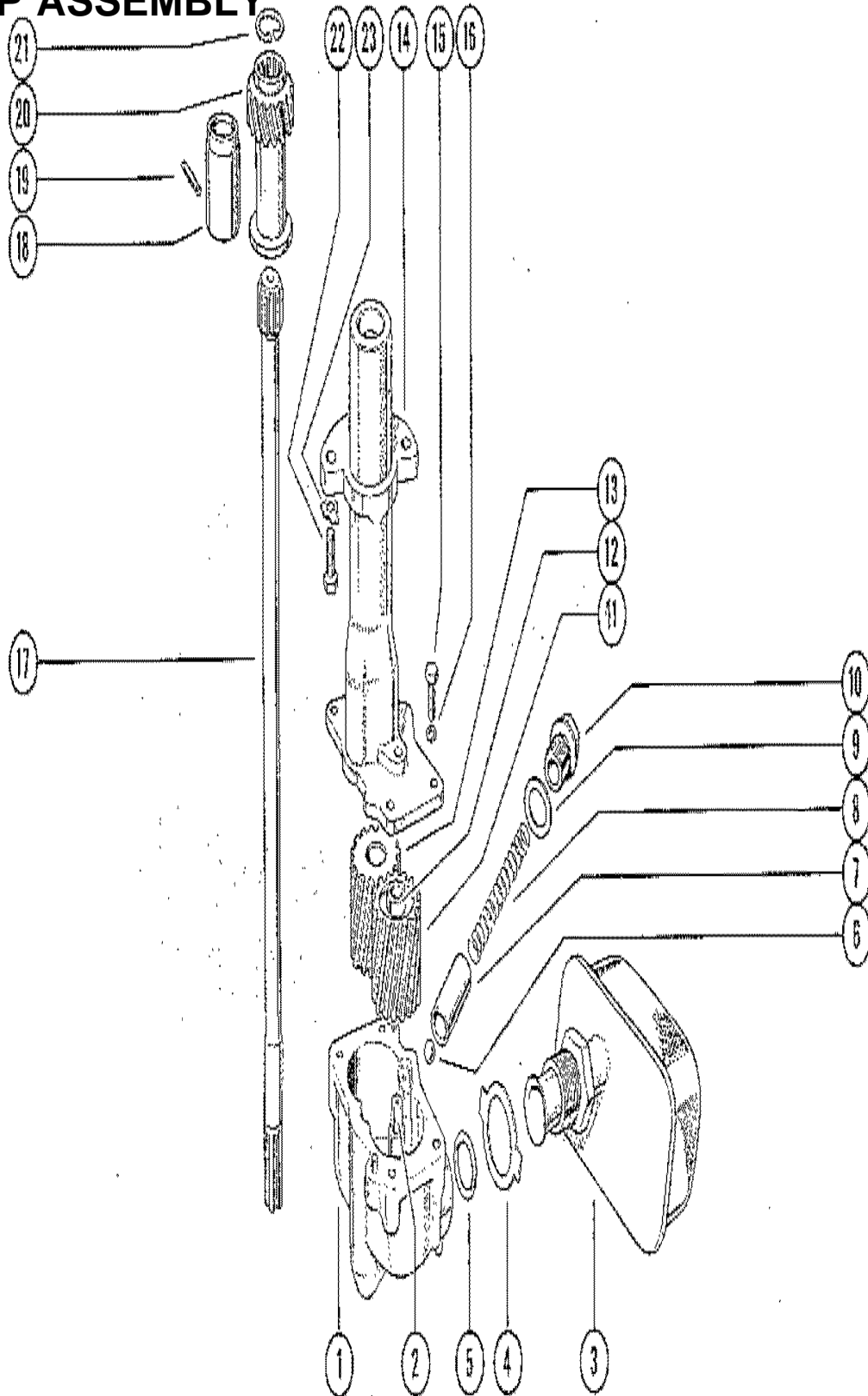
FLYWHEEL, FLYWHEEL HOUSING AND FRONT SUPPORT BRACKET



FLYWHEEL, FLYWHEEL HOUSING AND FRONT SUPPORT BRACKET

REF. NO.	PART NO.	SYM.	QTY.	DESCRIPTION
36	36911		1	PALTE, INDICATOR - FLYWHEEL HOUSING
37	36906		1	COVER, INSPECTION - FLYWHEEL HOUSING
38	13-36640		2	LOCKWAHSER, INSPECTION COVER STUD
39	11-36847		2	NUT, INSPECTION COVER STUD
40	25-36905		1	"O" RING, FLYWHEEL HOUSING
41	10-36908		2	BOLT, FLYWHEEL HOUSING TO CYLINDER BLOCK (1 3/4")
42	10-36909		6	BOLT, FLYWHEEL HOUSING TO CYLINDER BLOCK (1 1/8")
43	13-36910		8	LOCKWASHER, FLYWHEEL HOUSING BOLT
44	12-36695		6	WASHER, FLYWHEEL HOUSING BOLT
45	224-2442		1	FLYWHEEL ASSEMBLY
46	23-36916		1	BUSHING, FLYWHEEL
47	16-32808		8	STUD, ENGINE COUPLING TO FLYWHEEL (2 1/16")
48	36504A2		1	ENGINE COUPLING ASSEMBLY
49	12-34567		8	WASHER, ENGINE COUPLING STUD
50	11-33962		8	NUT, ENGINE COUPLING STUD
51	36505A1		1	FLYWHEEL COVER ASSEMBLY
52	23-35903		2	SPACER, FLYWHEEL COVEF
53	33149		2	MOUNT, FLYWHEEL COVER
54	32786		1	TAB, WIRING HARNESS CLIP TO FLYWHEEL COVER
55	10-21091		1	SCREW, WIRING HARNESS CLIP TAB TO FLYWHEEL COVER (1 1/8")
56	12-21249		1	WASHER, WIRING HARNESS CLIP TAB SCREW
57	11-20586		1	NUT, WIRING HARNESS CLIP TAB SCREW
58	54-24871		1	CLIP, WIRING HARNESS TO FLYWHEEL COVER
59	10-20191		1	SCREW, WIRING HARNESS CLIP TO TAB (1/2")
60	22789		1	"D" WASHER, WIRING HARNESS CLIP SCREW
61	13-26995		1	LOCKWASHER, WIRING HARNESS CLIP SCREW
62	11-26419		1	NUT, WIRING HARNESS CLIP SCREW
63	12-20572		10	WASHER, FLYWHEEL COVER STUD
64	11-23161		10	NUT, FLYWHEEL COVER STUD
65	32786		1	TAB, WIRING HARNESS TO FLYWHELL COVER STUD
66	54-24871		1	CLIP, WIRING HARNESS TO FLYWHEEL COVER STUD TAB
67	10-20191		1	SCREW, WIRING HARNESS CLIP TO TAB (1/2")
68	22789		1	"D" WASHER, WIRING HARNESS CLIP SCREW
69	13-26995		1	LOCKWASHER, WIRING HARNESS CLIP SCREW
70	11-26419		1	NUT, WIRING HARNESS CLIP SCREW
71	54-36480		1	CLAMP, TRANSOM PLATE HOSE TO FLYWHEEL COVER
72	10-21091		1	SCREW, TRANSOM PLATE HOSE CLAMP TO FLYWHEEL COVER (1 1/8")
73	11-20586		1	NUT, TRANSOM PLATE HOSE CLAMP SCREW

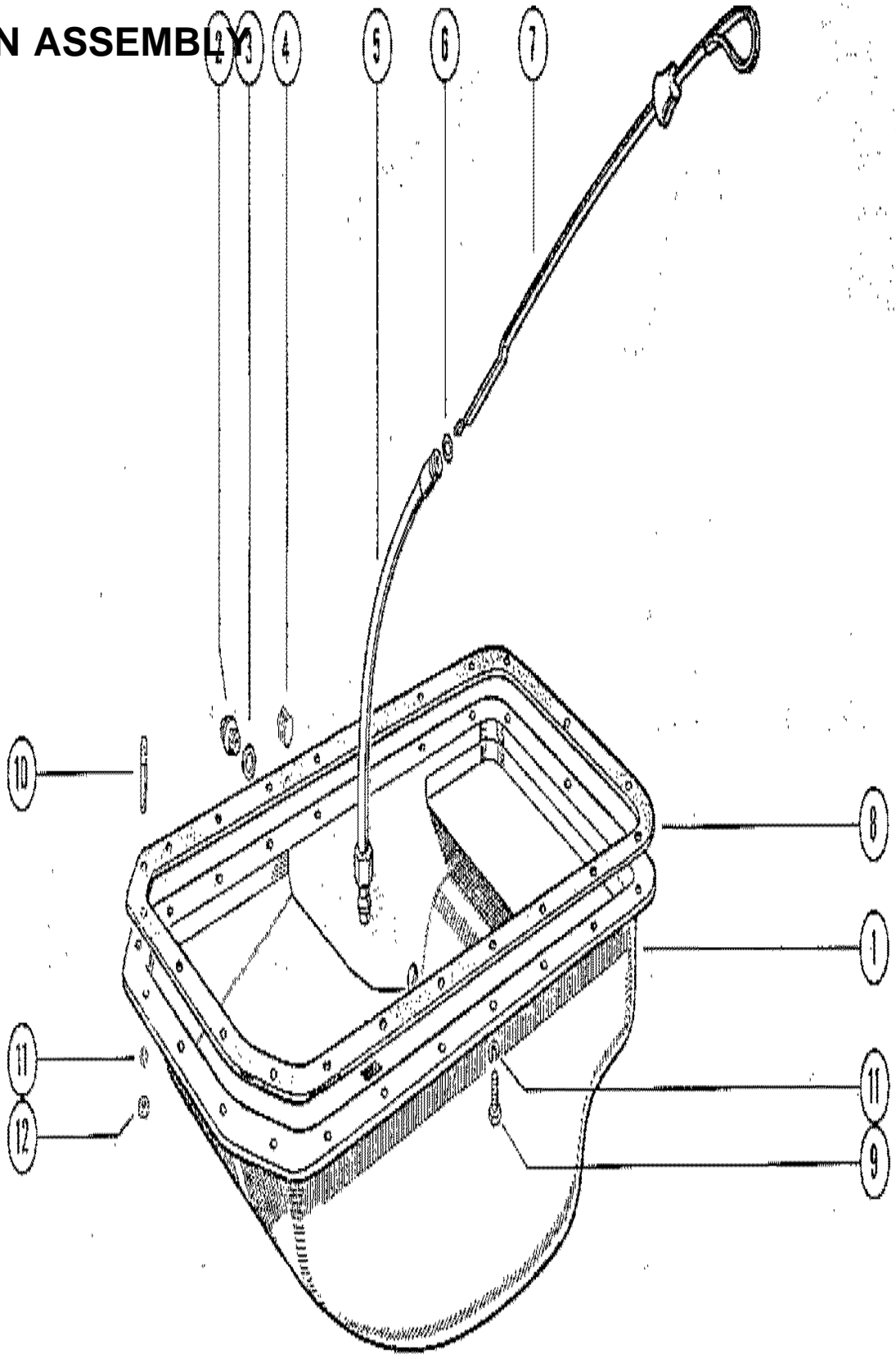
OIL PUMP ASSEMBLY



OIL PUMP ASSEMBLY

REF. NO.	PART NO.	SYM.	QTY.	DESCRIPTION
1	36782		1	OIL PUMP ASSEMBLY
2	36783		1	SPINDLE, IDLE GEAR - OIL PUMP
3	36794		1	OIL FILTER, OIL PUMP
4	14-36796		1	TAB WASHER, OIL FILTER TO OIL PUMP
5	25-36795		1	"O" RING, OIL FILTER
6	36787		1	BALL, OIL PRESSURE RELEASE VALVE
7	36788		1	PLUNGER, OIL PRESSURE RELEASE VALVE
8	24-36789		1	SPRING, TENSION - OIL PRESSURE RELEASE VALVE
9	12-36790		1	WASHER, OIL PRESSURE RELEASE VALVE PLUG
10	22-36791		1	PLUG, OIL PRESSURE RELEASE VALVE
11	43-36785		1	GEAR, IDLER - OIL PUMP
12	23-36786		1	BUSHING, IDLER GEAR
13	43-36784		1	GEAR, DRIVER - OIL PUMP
14	36792		1	COVER, OIL PUMP
15	10-36793		4	BOLT, COVER TO OIL PUMP (7/8")
16	13-36702		4	LOCKWASHER, COVER BOLT
17	36797		1	DRIVE SHAFT, OIL PUMP
18	23-36800		1	BUSHING, DRIVE SHAFT
19	10-36801		1	SCREW, LOCATING - DRIVE SHAFT BUSHING
20	36798		1	DRIVE SHAFT ASSEMBLY, VERTICAL
21	53-36799		1	RING, SNAP - VERTICAL DRIVE SHAFT
22	10-36802		2	BOLT, OIL PUMP TO CYLINDER BLOCK (1")
23	13-36803		2	LOCKWASHER, OIL PUMP BOLT

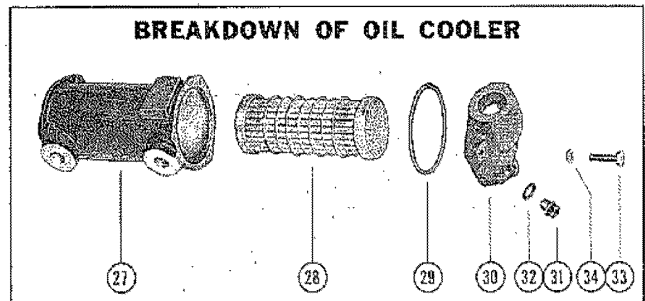
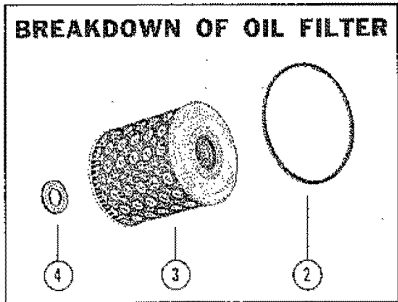
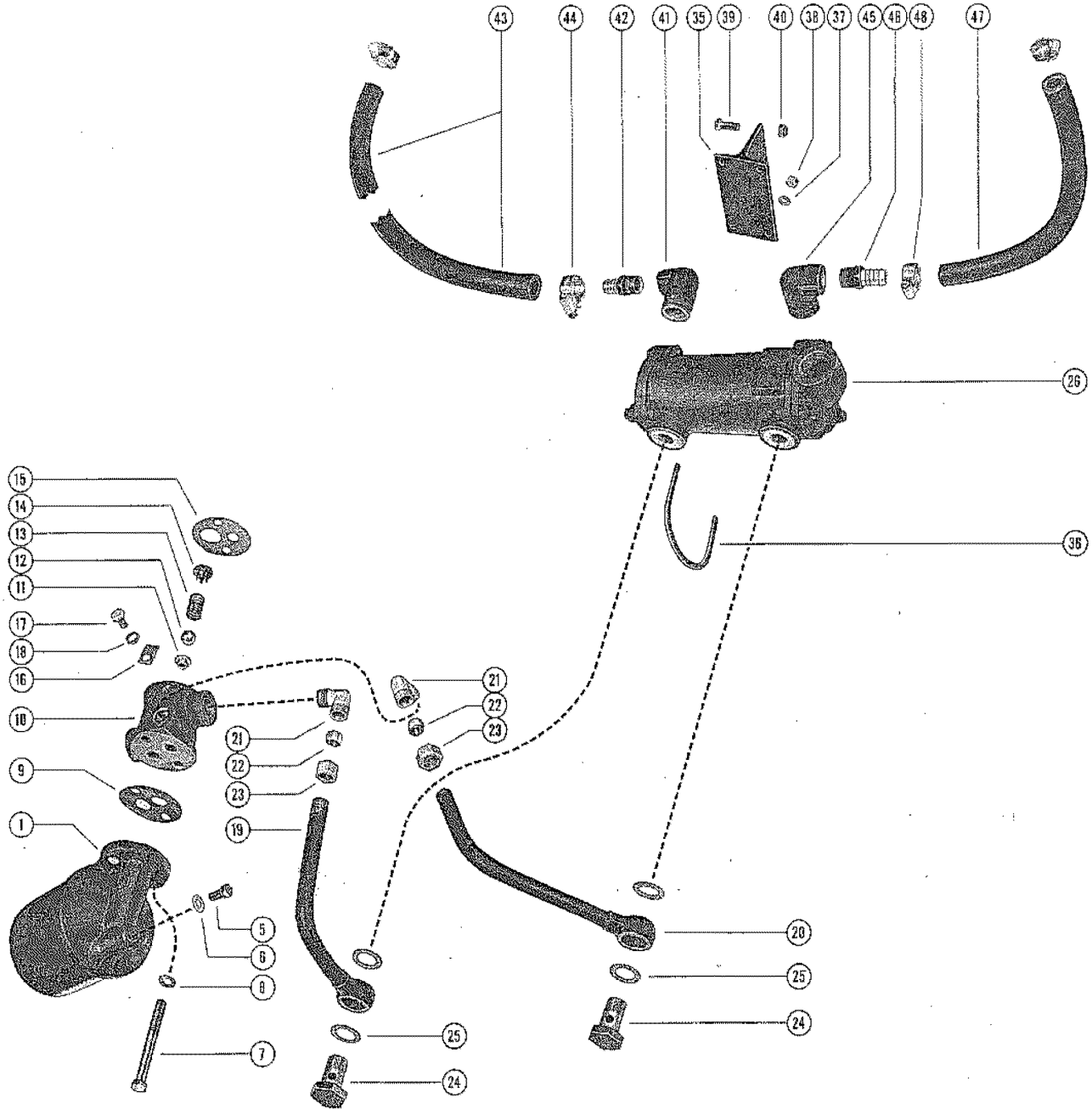
OIL PAN ASSEMBLY



OIL PAN ASSEMBLY

REF. NO.	PART NO.	SYM.	QTY.	DESCRIPTION
1	36828		1	OIL PAN ASSEMBLY
2	22-36829		1	PLUG, DRAIN - OIN PAN
3	27-36614		1	OIL PAN DRAIN PLUG
4	22-32561		1	PLUG, OIL OUTLET - OIL PAN
5	32-36834		1	TUBE, OIL LEVEL GAUGE - CYLINDER BLOCK
6	25-36833		1	"O" RING, OIL LEVEL GAUGE
7	36832		1	GAUGE, OIL LEVEL (DIP STICK)
8	27-36831		1	GASKET, OIL PAN
9	10-36793		21	BOLT OIL PAN TO CYLINDER BLOCK (7/8")
10	16-36606		1	STUD, OIL PAN TO CYLINDER BLOCK
11	13-36702		22	LOCKWASHER, OIL PAN BOLT AND STUD
12	11-36749		1	NUT, OIL PAN STUD

OIL FILTER AND OIL COOLER

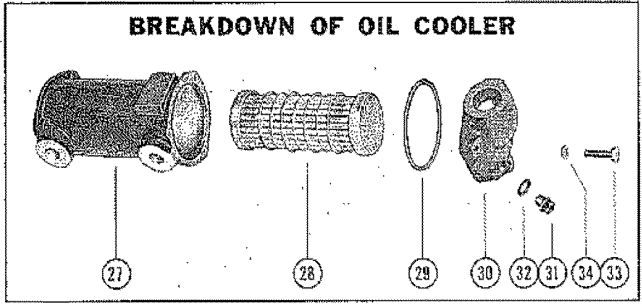
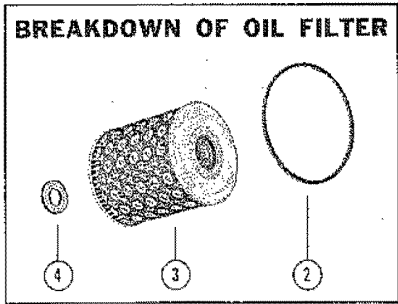
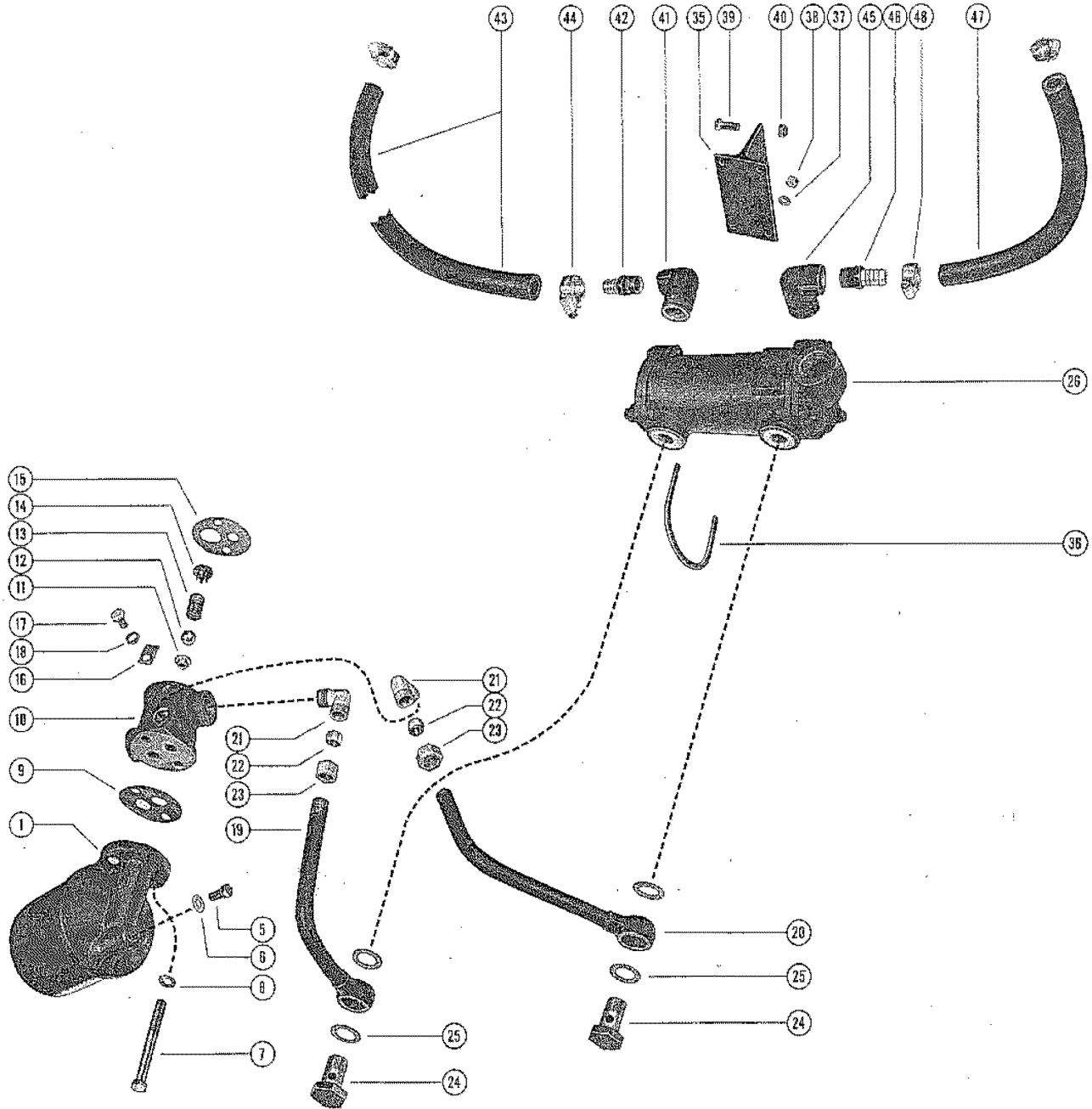


OIL FILTER AND OIL COOLER

REF. NO.	PART NO.	SYM.	QTY.	DESCRIPTION
1	36717		1	OIL FILTER ASSEMBLY
2	25-36719		1	"O" RING, OIL FILTER ELEMENT
3	36718		1	ELEMENT, OIL FILTER
4	12-36720		1	WASHER, RUBBER - OIL FILTER BOLT
5	10-36945		1	SCREW, OIL FILTER PLUG
6	27-36622		1	GASKET, OIL FILTER PLUG SCREW
7	10-32529		2	SCREW, OIL FILTER AND ADAPTOR TO CYLINDER BLOCK (4 3/16")
8	13-32993		2	LOCKWASHER, OIL FILTER AND ADAPTOR SCREW
9	27-36721		1	GASKET, OIL FILTER
10	36953		1	ADAPTOR, LUBRICATING - OIL FILTER
11	36956		1	BALL STOP, BY-PASS VALVE - LUBRICATING ADAPTOR
12	36954		1	BALL, BY-PASS VALVE - LUBRICATING ADAPTOR
13	24-36955		1	SPRING, BY-PASS VALVE - LUBRICATING ADAPTOR
14	36957		1	GUIDE, BY-PASS VALVE SPRING - LUBRICATING ADAPTOR
15	27-36529		1	GASKET, LUBRICATING ADAPTOR
16	36488		1	TAB, THROTTLE RETURN SPRING - LUBRICATING ADAPTOR
17	10-20089		1	SCREW, TAB TO LUBRICATING ADAPTOR (5/8")
18	13-37459		1	LOCKWASHER, TAB SCREW
19	32-36962		1	PIPE, OIL INLET - ADAPTOR TO OIL COOLER (SHORT)
20	32-36961		1	PIPE, OIL OUTLET - ADAPTOR TO OIL COOLER (LONG)
21	22-36518		2	ELBOW, OIL INLET AND OUTLET PIPES TO ADAPTOR
22	22-36516		2	SLEEVE, COMPRESSION - OIL INLET AND OUTLET PIPES TO ELBOW
23	22-36517		2	NUT, COMPRESSION - OIL INLET AND OUTLET PIPES TO ELBOW
24	10-36959		2	BOLT, BANJO - OIL INLET AND OUTLET PIPES TO OIL COOLER
25	12-36960		4	WASHER, OIL INLET AND OUTLET PIPES BANJO BOLT
26	36958		1	OIL COOLER ASSEMBLY
27	39569		1	BODY, OIL COOLER
28	39571		1	TUBE STACK, OIL COOLER
29	25-39572		2	"O" RING, OIL COOLER
30	39570		2	END COVER, OIL COOLER
31	19-36838		1	PLUG, DRAIN - OIL COOLER
32	12-36845		1	WASHER, OIL COOLER DRAIN PLUG
33	10-28293		6	SCREW, END COVER TO OIL COOLER (1 1/4")
34	13-26992		6	LOCKWASHER, END COVER SCREW
35	36491		1	BRACE, OIL COOLER
36	10-36468		2	"U" BOLT, OIL COOLER TO BRACE
37	12-21249		4	WASHER, OIL COOLER "U" BOLT
38	11-20361		4	NUT, OIL COOLER "U" BOLT
39	10-26065		2	SCREW, OIL COOLER BRACE TO FRONT MOUNTING BRACKET (1")

CONTINUED ON NEXT PAGE ➡

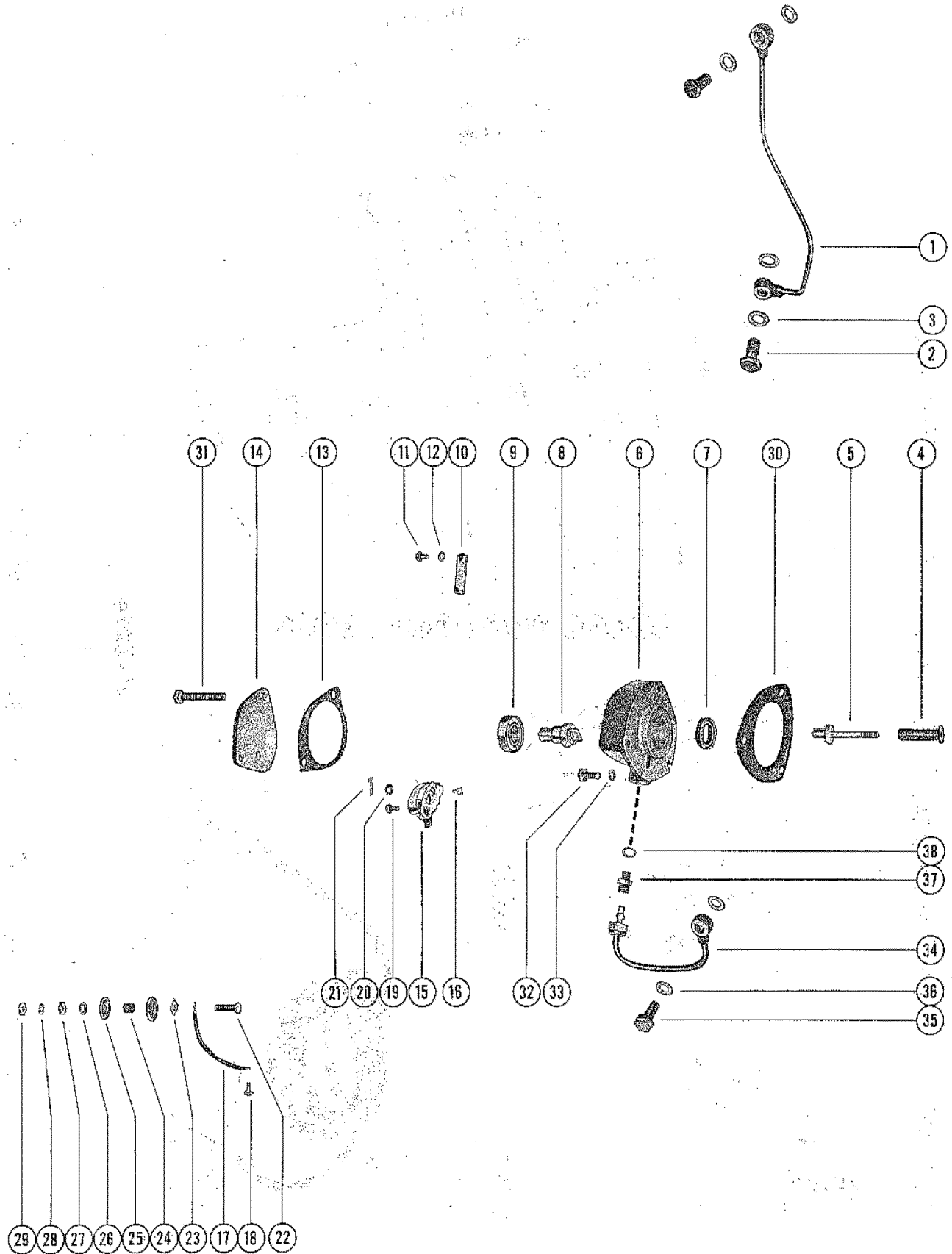
OIL FILTER AND OIL COOLER



OIL FILTER AND OIL COOLER

REF. NO.	PART NO.	SYM.	QTY.	DESCRIPTION
40	11-35814		2	NUT, OIL COOLER BRACE SCREW
41	22-36467		1	FITTING, WATER INLET - OIL COOLER
42	22-33066		1	CONNECTOR, OIL COOLER WATER INLET FITTING
43	32-37006		1	HOSE, TRANSOM PLATE TO OIL COOLER (47")
44	54-32779		2	CLAMP, HOSE TO TRANSOM PLATE AND OIL COOLER
45	22-36467		1	FITTING, WATER OUTLET - OIL COOLER
46	22-33066		1	CONNECTOR, OIL COOLER WATER OUTLET FITTING
47	32-36510		1	HOSE, OIL COOLER TO HEAT EXCHANGER (13")
48	54-32779		2	CLAMP, HOSE TO OIL COOLER AND HEAT EXCHANGER

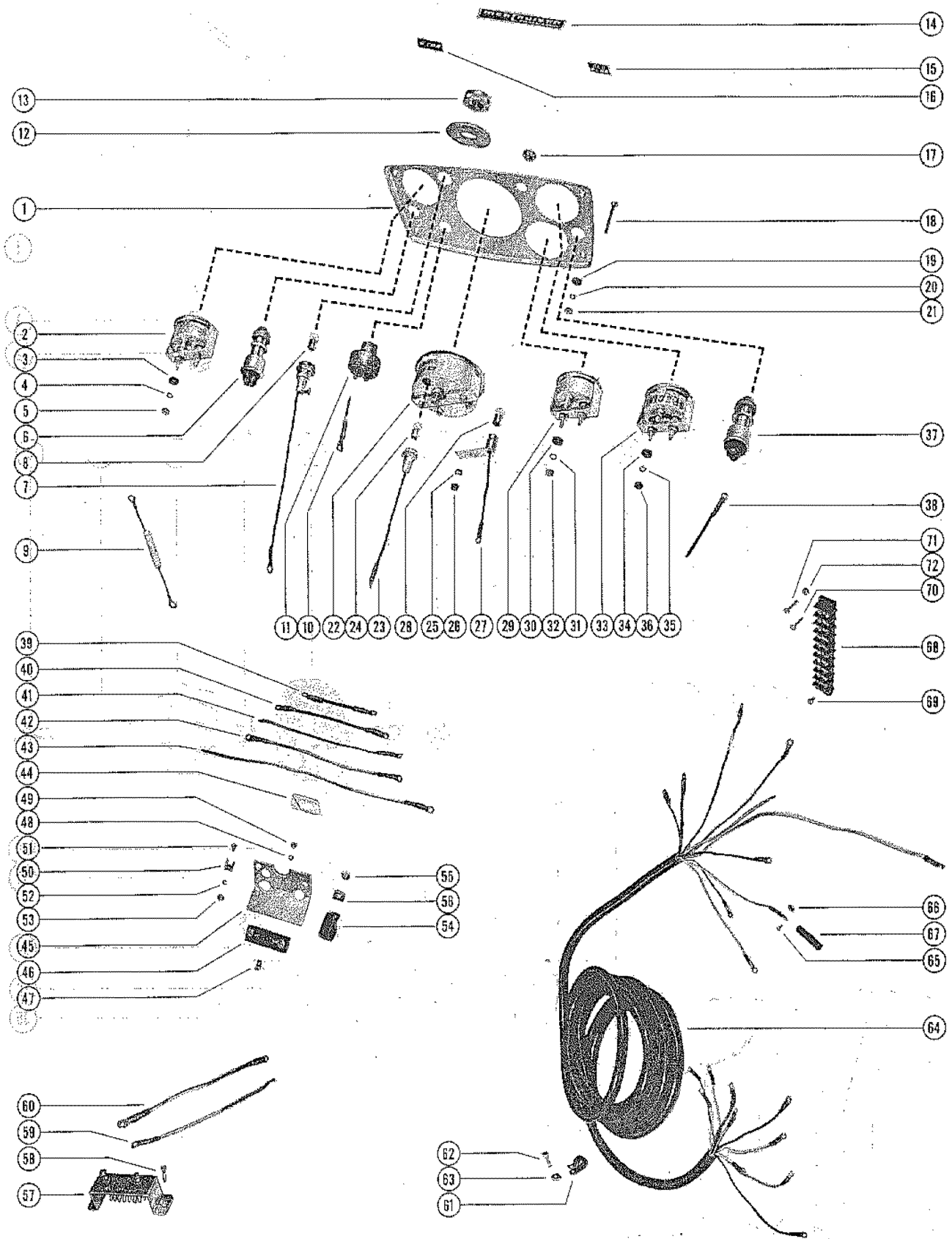
TACHOMETER SENDER ASSEMBLY AND OIL LINES



TACHOMETER SENDER ASSEMBLY AND OIL LINES

REF. NO.	PART NO.	SYM.	QTY.	DESCRIPTION
1	32-37000		1	OIL LINE, CYLINDER HEAD TO CYLINDER BLOCK
2	10-36725		2	BOLT, BANJO - OIL LINE TO CYLINDER HEAD AND CYLINDER BLOCK
3	12-36726		4	WASHER, OIL LINE BANJO BOLT
4	19-36971		1	PLUG, RAWL - CAMSHAFT DRIVING DOG
5	36998		1	DOG, DRIVING - CAMSHAFT TO TACHOMETER SENDER
-	36449A2		1	TACHOMETER SENDER ASSEMBLY
6	36449		1	BASE, TACHOMETER SENDER
7	26-29917		1	OIL SEAL, TACHOMETER SENDER BASE
8	36561		1	SHAFT, TACHOMETER SENDER - DRIVING DOG
9	30-26379		1	BALL BEARING, TACHOMETER SENDER SHAFT
10	394-1106A1		1	HOLDER AND CAM WICK ASSEMBLY
11	10-28739		1	SCREW, HOLDER AND WICK TO TACHOMETER SENDER (5/16")
12	13-26995		1	LOCKWASHER, HOLDER AND CAM WICK SCREW
13	27-36560		1	GASKET, TACHOMETER SENDER BASE COVER
14	36550		1	COVER, TACHOMETER SENDER BASE
15	393-1504A7		1	BREAKER ASSEMBLY, TACHOMETER SENDER
16	393-1586		1	GROMMET, PLASTIC - BREAKER
17	393-1053A1		1	GROUND LEAD ASSEMBLY, BREAKER
18	10-29762		1	SCREW, GROUND LEAD TO BREAKER (3/8")
19	10-20597		1	SCREW, BREAKER ASSEMBLY TO TACHOMETER SENDER (3/8")
20	12-26439		1	WASHER, BREAKER PIVOT PIN
21	18-26953		1	COTTER PIN, BREAKER PIVOT PIN
22	10-20189		1	SCREW, PRIMARY GROUND (#10)
23	12-30267		1	WASHER, SQUARE - PRIMARY GROUND SCREW
24	23-29101		1	BUSHING, INSULATING - BASE COVER
25	12-29099		2	WASHER, INSULATING - PRIMARY GROUND SCREW
26	12-20878		1	WASHER, PRIMARY GROUND SCREW
27	11-24656		1	NUT, LOCK - PRIMARY GROUND SCREW
28	13-26996		1	LOCKWASHER, PRIMARY GROUND SCREW
29	11-20645		1	NUT, PRIMARY GROUND SCREW
30	27-36734		1	GASKET, TACHOMETER SENDER TO CYLINDER BLOCK
31	10-21807		2	SCREW, TACHOMETER SENDER TO CYLINDER BLOCK (1 3/4")
32	10-36649		1	BOLT, TACHOMETER SENDER TO CYLINDER BLOCK (5/8")
33	13-36640		1	LOCKWASHER, TACHOMETER SENDER BOLT
34	32-37001		1	OIL LINE, TACHOMETER SENDER TO FUEL PUMP MOUNTING COVER
35	10-36972		1	BOLT, BANJO - OIL LINE TO FUEL PUMP MOUNTING COVER
36	12-36999		2	WASHER, OIL LINE BANJO BOLT
37	37003		1	WADE COUPLING, OIL LINE TO TACHOMETER SENDER
38	12-36999		1	WASHER, WADE COUPLING

INSTRUMENT PANEL ASSEMBLY

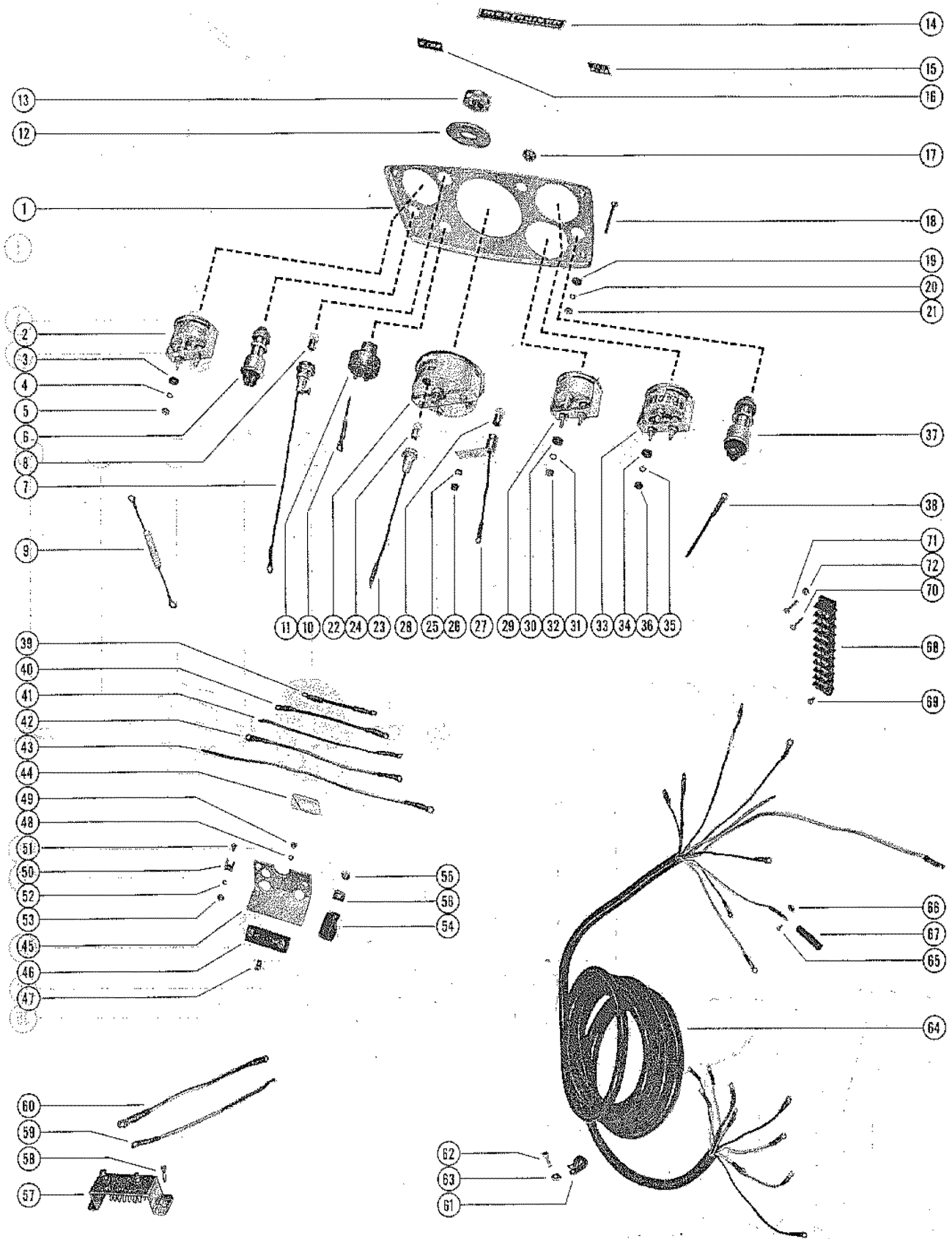


INSTRUMENT PANEL ASSEMBLY

REF. NO.	PART NO.	SYM.	QTY.	DESCRIPTION
-	36447A1		1	INSTRUMENT PANEL ASSEMBLY
1	36439		1	PANEL, INSTRUMENT
2	37008		1	OIL PRESSURE GAUGE ASSEMBLY
3	12-33110		2	WASHER, FIBER - OIL PRESSURE GAUGE TERMINAL
4	13-26996		2	LOCKWASHER, OIL PRESSURE GAUGE TERMINAL (#10)
5	11-20645		2	NUT, OIL PRESSURE GAUGE TERMINAL (10-32)
6	34333		1	STOP SWITCH ASSEMBLY
7	36437		1	INDICATOR LIGHT ASSEMBLY, INSTRUMENT PANEL
8	36432		1	LIGHT BULB, INDICATOR LIGHT
9	36435		1	RESISTOR ASSEMBLY
10	32870		1	JUMPER WIRE, IGNITION SWITCH (WHITE-2 1/4")
11	30163		1	SWITCH, IGNITION - INSTRUMENT PANEL (WITH KEY #30431)
12	34093		1	PLATE, IGNITION SWITCH
13	32861		1	BEZEL, IGNITION SWITCH TO INSTRUMENT PANEL
14	37-32851		1	DECAL, INSTRUMENT PANEL
15	37-36552		1	DECAL, INSTRUMENT PANEL - GLOPLUG
16	37-36551		1	DECAL, INSTRUMENT PANEL - STOP
17	19-32863		1	BUTTON, PLUG - INSTRUMENT PANEL
18	10-32866		4	SCREW, INSTRUMENT PANEL TO DASHBOARD (2")
19	12-33110		8	WASHER, FIBER - INSTRUMENT PANEL SCREW
20	12-20878		4	WASHER, INSTRUMENT PANEL SCREW
21	11-20190		4	NUT, INSTRUMENT PANEL SCREW
22	32831		1	TACHOMETER ASSEMBLY
23	32859		1	SOCKET, LIGHT BULB - TACHOMETER
24	32878		1	LIGHT BULB, TACHOMETER SOCKET
25	13-26996		2	LOCKWASHER, TACHOMETER TERMINAL (#10)
26	11-20645		2	NUT, TACHOMETER TERMINAL (10-32)
27	32865		2	SOCKET, LIGHT BULB - INSTRUMENT PANEL
28	32878		2	LIGHT BULB, INSTRUMENT PANEL SOCKET
29	34631		1	AMMETER GAUGE ASSEMBLY
30	12-33110		2	WASHER, FIBER - AMMETER GAUGE TERMINAL
31	13-26996		2	LOCKWASHER, AMMETER GAUGE TERMINAL (#10)
32	11-20645		2	NUT, AMMETER GAUGE TERMINAL (10-32)
33	34321		1	WATER TEMPERATURE GAUGE ASSEMBLY
34	12-33110		2	WASHER, FIBER - WATER TEMPERATURE GAUGE TERMINAL
35	13-26996		2	LOCKWASHER, WATER TEMPERATURE GAUGE TERMINAL (#10)
36	11-20645		2	NUT, WATER TEMPERATURE GAUGE TERMINAL (10-32)
37	34333		1	HEATER SWITCH ASSEMBLY
38	36429		1	JUMPER WIRE, HEATER SWITCH (RED/WHITE - 3 1/2")
39	36427		1	JUMPER WIRE, STOP SWITCH (RED/WHITE - 4")
40	34092		1	JUMPER WIRE, AMMETER GAUGE (RED/WHITE - 6 1/2")

CONTINUED ON NEXT PAGE ➡

INSTRUMENT PANEL ASSEMBLY



INSTRUMENT PANEL ASSEMBLY

REF. NO.	PART NO.	SYM.	QTY.	DESCRIPTION
41	34096		1	JUMPER WIRE, AMMETER GAUGE (RED/WHITE - 7 3/4")
42	32871		1	JUMPER WIRE, WATER TEMPERATURE GAUGE (WHITE - 8 3/4")
43	32872		1	JUMPER WIRE, IGNITION SWITCH (YELLOW - 12")
44	33370		1	BINDER, WIRING HARNESS AND JUMPER WIRES
45	36448		1	BRACKET, MOUNTING - FUSE BLOCK AND WIRING HARNESS CLAMPS
46	34097		1	FUSE BLOCK, MOUNTING BRACKET
47	10-34123		1	SCREW, FUSE BLOCK TO MOUNTING BRACKET (1/2")
48	13-26994		1	LOCKWASHER, FUSE BLOCK SCREW
49	11-21270		1	NUT, FUSE BLOCK SCREW
50	54-36433		1	CLIP, RESISTOR - MOUNTING BRACKET
51	10-21780		1	SCREW, RESISTOR CLIP TO MOUNTING BRACKET (5/16")
52	13-26995		1	LOCKWASHER, RESISTOR CLIP SCREW
53	11-21923		1	NUT, RESISTOR CLIP SCREW
54	54-22690		2	CLAMP, WIRING HARNESS TO MOUNTING BRACKET
55	10-29762		2	SCREW, WIRING HARNESS CLAMP TO MOUNTING BRACKET (3/8")
56	22789		2	R, WIRING HARNES CLAMP SCREW
57	36426		1	BALLAST ASSEMBLY
58	10-34334		2	SCREW, BALLAST TO DASHBOARD (3/4")
59	36430		1	JUMPER WIRE, BALLAST (WHITE/BLACK - 20")
60	36428		1	JUMPER WIRE, BALLAST (YELLOW/BLACK - 20")
61	54-22690		4	CLAMP, WIRING HARNESS TO BOAT
62	10-33615		4	SCREW, WOOD - WIRING CLAMP TO BOAT (1")
63	22789		4	"D" WASHER, WIRING HARNESS CLAMP SCREW
64	36440		1	WIRING HARNESS
65	10-24231		2	SCREW, JUMPER WIRE (1/4")
66	11-20645		2	NUT, JUMPER WIRE SCREW
67	23-32914		2	SLEEVE, JUMPER WIRE SCREW CONNECTION
68	32790		1	TERMINAL BLOCK, WIRING HARNESS LEADS
69	10-28739		20	SCREW, WIRING HARNESS LEADS TO TERMINAL BLOCK
70	10-33615		4	SCREW, WOOD - TERMINAL BLOCK TO BOAT (1")
71	10-20644		4	SCREW, TERMINAL BLOCK TO BOAT (1")
72	11-20645		4	NUT, TERMINAL BLOCK SCREW

PARTS INDEX

Part Number	Description	Pg.	Ref. No.	Part Number	Description	Pg.	Ref. No.
1636779	STUD, ROCKER COVER TO CYLINDER HEAD	41	3	32890	PLATE, BEARING - FRONT SUPPORT BRACKET	49	3
22789	"D" WASHER, WIRING HARNESS CLAMP SCREW	3	11	33149	MOUNT, FLYWHEEL COVER	51	53
22789	"D" WASHER, WIRING HARNESS CLAMP SCREW	65	63	33149	MOUNT, FRONT MOUNTING BRACKET	49	13
22789	"D" WASHER, WIRING HARNESS CLIP SCREW .	5	55	33149	MOUNT, FRONT MOUNTING BRACKET	49	16
22789	"D" WASHER, WIRING HARNESS CLIP SCREW .	5	67	33263	COLLAR, DRIVE END FRAME - INNER	9	4
22789	"D" WASHER, WIRING HARNESS CLIP SCREW .	13	16	33319	PLATE, BALL BEARING RETAINER - DRIVE END FRAME	9	8
22789	"D" WASHER, WIRING HARNESS CLIP SCREW .	17	8	33325	STATOR ASSEMBLY	9	2
22789	"D" WASHER, WIRING HARNESS CLIP SCREW .	49	29	33326	INSULATOR, CONDENSER TERMINAL SCREW	9	32
22789	"D" WASHER, WIRING HARNESS CLIP SCREW .	51	60	33327	CONDENSER	9	21
22789	"D" WASHER, WIRING HARNESS CLIP SCREW .	51	68	33331	ROTOR	9	1
22789	R, WIRING HARNES CLAMP SCREW	65	56	33332	STARP, DIODE JUNCTION TERMINAL TO RELAY TERMINAL	9	26
25661	STARTER SOLENOID	3	23	33336	FAN, DRIVE END FRAME . .	9	12
30163	SWITCH, IGNITION - INSTRUMENT PANEL (WITH KEY #30431)	63	11	33340	DIODE PACKAGE, HEAT SINK - POSITIVE	9	25
32701	ALERNATOR ASSEMBLY . .	3	29	33341	DIODE PACKAGE, SLIP RING END FRAME - NEGATIVE	9	17
32701	ALTERNATOR ASSEMBLY .	9	-	33342	TERMINAL PACKAGE, DIODE JUNCTION AND STATOR TERMINAL	9	24
32786	TAB, MOUNTING COVER BOLT	13	13	33343	FRAME, DRIVE END	9	10
32786	TAB, WIRING HARNESS CLIP TO FLYWHEEL COVER	51	54	33344	COLLAR, DRIVE END FRAME - OUTER	9	11
32786	TAB, WIRING HARNESS LEAD TO STARTER MOTOR TERMINAL	5	70	33345	RETAINER, SLIP RING END FRAME CONDENSER . . .	9	22
32786	TAB, WIRING HARNESS TO FLYWHELL COVER STUD	51	65	33346	TERMINAL, GROUND - SLIP RING END FRAME	9	36
32790	TERMINAL BLOCK, WIRING HARNESS LEADS	65	68	33349	FRAME ASSEMBLY, SLIP RING END	9	16
32831	TACHOMETER ASSEMBLY .	63	22	33350	HEAT SINK ASSEMBLY SLIP RING FRAME	9	23
32859	SOCKET, LIGHT BULB - TACHOMETER	63	23	33352	BATTERY TERMINAL PACKAGE, HEAT SINK TO SLIP RING END FRAME . .	9	35
32861	BEZEL, IGNITION SWITCH TO INSTRUMENT PANEL	63	13	33353	RELAY TERMINAL PACKAGE, HEAT SINK TO SLIP RING END FRAME . .	9	34
32865	SOCKET, LIGHT BULB - INSTRUMENT PANEL . . .	63	27	33370	BINDER, WIRING HARNESS AND JUMPER WIRES . . .	65	44
32870	JUMPER WIRE, IGNITION SWITCH (WHITE-2 1/4") . .	63	10	33614A1	MOUNT ASSEMBLY, VOLTAGE REGULATOR .	3	3
32871	JUMPER WIRE, WATER TEMPERATURE GAUGE (WHITE - 8 3/4")	65	42	34092	JUMPER WIRE, AMMETER GAUGE (RED/WHITE - 6 1/2")	63	40
32872	JUMPER WIRE, IGNITION SWITCH (YELLOW - 12") .	65	43	34093	PLATE, IGNITION SWITCH .	63	12
32878	LIGHT BULB, INSTRUMENT PANEL SOCKET	63	28	34096	JUMPER WIRE, AMMETER GAUGE (RED/WHITE - 7 3/4")	65	41
32878	LIGHT BULB, TACHOMETER SOCKET	63	24	34097	FUSE BLOCK, MOUNTING BRACKET	65	46
32889	PLATE, BEARING - FRONT SUPPORT BRACKET	49	2	34141	VOLTAGE REGULATOR . . .	3	2

PARTS INDEX

Part Number	Description	Pg.	Ref. No.	Part Number	Description	Pg.	Ref. No.
34321	WATER TEMPERATURE GAUGE ASSEMBLY	63	33	36482	EXTENSION, ARM - THROTTLE LEVER	19	40
34333	HEATER SWITCH ASSEMBLY	63	37	36484	ROD, FUEL SHUT-OFF SOLENOID	17	14
34333	STOP SWITCH ASSEMBLY	63	6	36485	LINK, FUEL SHUT-OFF SOLENOID	17	16
34631	AMMETER GAUGE ASSEMBLY	63	29	36488	TAB, THROTTLE RETURN SPRING - LUBRICATING ADAPTOR	57	16
34701A3	BATTERY LEAD (NEGATIVE)	5	47	36489	LEVER, DISTRIBUTOR PUMP	17	22
34701A4	BATTERY LEAD (POSITIVE)	5	47	36491	BRACE, OIL COOLER	57	35
34754	BRUSH HOLDER PACKAGE	11	40	36493A1	BRACKET ASSEMBLY, FRONT MOUNTING (PORT SIDE)	49	14
35157	BOWL, FUEL PUMP	13	4	36494A1	BRACKET ASSEMBLY, FRONT MOUNTING (STARBOARD SIDE)	49	11
35200	BRUSH PACKAGE, STATOR (2 PER PACKAGE)	11	44	36496	BRACKET, FRONT SUPPORT	49	1
35203	CONNECTOR, GROUND TERMINAL TO GROUND BRUSH STUD	11	41	36497A1	BRACKET ASSEMBLY, MOUNTING - ALTERNATOR	3	37
35205	COVER, PLASTIC - BRUSH HOLDER	11	46	36498	BRACE, ALTERNATOR MOUNTING	3	31
35884	THERMOSTAT	45	33	36501	BRACKET, CONTROL - DISTRIBUTOR PUMP	19	30
36426	BALLAST ASSEMBLY	65	57	36502	MOUNT, FUEL SHUT-OFF SOLENOID	17	1
36427	JUMPER WIRE, STOP SWITCH (RED/WHITE - 4")	63	39	36503	BRACKET, MOUNTING - STARTER SOLENOID	3	20
36428	JUMPER WIRE, BALLAST (YELLOW/BLACK - 20")	65	60	36504A2	ENGINE COUPLING ASSEMBLY	51	48
36429	JUMPER WIRE, HEATER SWITCH (RED/WHITE - 3 1/2")	63	38	36505A1	FLYWHEEL COVER ASSEMBLY	51	51
36430	JUMPER WIRE, BALLAST (WHITE/BLACK - 20")	65	59	36507	ELBOW, EXHAUST MANIFOLD	35	21
36432	LIGHT BULB, INDICATOR LIGHT	63	8	36508	INTAKE MANIFOLD	35	33
36435	RESISTOR ASSEMBLY	63	9	36520	"ON BOARD" SPARE PARTS KIT	38	--
36437	INDICATOR LIGHT ASSEMBLY, INSTRUMENT PANEL	63	7	36524	TAB, WIRING HARNESS CLIP TO STARTER MOTOR BOLT	5	52
36438	SOLENOID, FUEL SHUT-OFF	17	10	36524	TAB, WIRING HARNESS CLIP TO STARTER MOTOR STUD	5	64
36439	PANEL, INSTRUMENT	63	1	36524	TAB, WIRING HARNESS LEAD TO STARTER MOTOR BOLT	5	58
36440	WIRING HARNESS	65	64	36525	WATER TEMPERATURE SENDER ASSEMBLY	3	12
36447A1	INSTRUMENT PANEL ASSEMBLY	63	-	36526	WIRING HARNESS, EXTERNAL	3	1
36448	BRACKET, MOUNTING - FUSE BLOCK AND WIRING HARNESS CLAMPS	65	45	36528	BALE ASSEMBLY, BOWL TO FUEL PUMP	13	5
36449	BASE, TACHOMETER SENDER	61	6	36550	COVER, TACHOMETER SENDER BASE	61	14
36449A2	TACHOMETER SENDER ASSEMBLY	61	-	36561	SHAFT, TACHOMETER SENDER - DRIVING DOG	61	8
36470	PULLEY, DRIVE END FRAME	9	13				
36472	"V" BELT, WATER PUMP AND ALERNATOR DRIVE (42 1/2")	43	27				
36473	PLATE, WATER OUTLET - EXHAUST MANIFOLD	35	7				
36474	PLATE, WATER INLET - EXHAUST MANIFOLD	35	2				
36476	CAM, INTAKE MANIFOLD	37	40				
36478	PIPE, BY-PASS - THERMOSTAT HOUSING	45	36				

PARTS INDEX

Part Number	Description	Pg.	Ref. No.	Part Number	Description	Pg.	Ref. No.
36620	ROD, CONTROL -THROTTLE LEVER	21	49	36771	ROD, PUSH	31	7
36635	CARRIER ASSEMBLY, OIL SEAL - REAR	29	3	36772	TAPPET AND GUIDE ASSEMBLY	31	4
36644	VIBRATION DAMPER ASSEMBLY, CRANKSHAFT	29	14	36773	TAPPET	31	5
36646	FLANGE, DRIVING - VIBRATION DAMPER	29	17	36774	SHAFT, VALVE ROCKER	31	10
36647	DISC, RUBBER - VIBRATION DAMPER	29	16	36777	BRACKER, VALVE ROCKER	31	19
36651	DOG, STARTING - VIBRATION DAMPER	29	21	36782	OIL PUMP ASSEMBLY	53	1
36670	GUIDE, VALVE - INLET	23	22	36783	SPINDLE, IDLE GEAR - OIL PUMP	53	2
36672	GUIDE, VALVE - EXHAUST	23	24	36787	BALL, OIL PRESSURE RELEASE VALVE	53	6
36675	INSERT, EXHAUST VALVE SEAT - CYLINDER HEAD	23	27	36788	PLUNGER, OIL PRESSURE RELEASE VALVE	53	7
36677	PEG, HOT PLUG	23	29	36792	COVER, OIL PUMP	53	14
36687	SHROUD, INJECTOR BORE - CYLINDER HEAD	25	43	36794	OIL FILTER, OIL PUMP	53	3
36694	ROCKER COVER ASSEMBLY, TOP	41	1	36797	DRIVE SHAFT, OIL PUMP	53	17
36704	CAP, BREATHER FILTER - ROCKER COVER	41	6	36798	DRIVE SHAFT ASSEMBLY, VERTICAL	53	20
36709	JUMPER WIRE, GLOW PLUG TO GROUND	25	46	36804	FRONT COVER ASSEMBLY	43	1
36710	JUMPER WIRE, GLOW PLUG (LONG)	25	45	36808	MUD EXCLUDER, FRONT COVER	43	5
36711	JUMPER WIRE, GLOW PLUG (SHORT)	25	44	36813	ADJUSTOR, CONTROL ROD	21	50
36717	OIL FILTER ASSEMBLY	57	1	36816	BALL SOCKET, CONTROL ROD	21	47
36718	ELEMENT, OIL FILTER	57	3	36817	COVER, SIDE - OIL FILLER TUBE (CYLINDER BLOCK)	15	48
36724	FUEL PUMP ASSEMBLY	13	1	36818	PLATE, BAFFLE - SIDE COVER	15	50
36729	FILTER, FUEL PUMP	13	2	36824	TUBE STACK, HEAT EXCHANGER	45	5
36735	PLATE, THRUST - CAMSHAFT	33	3	36827	RESTRICTOR, BY-PASS PIPE TO WATER PUMP HOSE	47	41
36743	CHAIN, TIMING (78 LINKS)	33	12	36828	OIL PAN ASSEMBLY	55	1
36744	RATCHET, TIMING CHAIN ADJUSTOR	33	22	36832	GAUGE, OIL LEVEL (DIP STICK)	55	7
36747	HOUSING, TIMING CHAIN ADJUSTOR	33	16	36835	TIE ROD, HEAT EXCHANGER	45	7
36750	CYLINDER, TIMING CHAIN ADJUSTOR	33	27	36839	CAP, OIL FILLER	15	51
36751	BALL, NON-RETURN VALVE - ADJUSTOR CYLINDER	33	24	36840	WATER PUMP ASSEMBLY	43	9
36753	RETAINER, NON-RETRURN VALVE BALL	33	25	36841	SHAFT AND BEARING, WATER PUMP	43	12
36755	VIBRATION DAMPER, TIMING CHAIN	33	13	36842	HUB, WATER PUMP PULLEY	43	13
36758	VALVE, INLET	31	2	36843	RING AND SEAL ASSEMBLY, WATER PUMP	43	11
36759	VALVE, EXHAUST	31	1	36849	HOUSING, THERMOSTAT	45	34
36761	CAP, INLET AND EXHAUST VALVES	31	8	36854	DISTRIBUTOR PUMP ASSEMBLY	17	29
36763	ROCKER, VALVE - EXHAUST (L.H.)	31	12	36854	DISTRIBUTOR PUMP ASSEMBLY	19	1
36764	ROCKER, VALVE - EXHAUST (R.H.)	31	11	36854	DISTRIBUTOR PUMP ASSEMBLY SEE C12 FOR BREAKDOWN	15	47
36766	ROCKER, VALVE - INLET (L.H.)	31	14	36856	LEVER, THROTTLE - DISTRIBUTOR PUMP	19	5
36767	ROCKER, VALVE - INLLET (R.H.)	31	15	36858	PULLEY, WATER PUMP	43	24
				36860	WATER PUMP OVERHAUL KIT	43	--
				36862	FRAME, COMMUTATOR END	7	15
				36865	ARMATURE	7	18

PARTS INDEX

Part Number	Description	Pg.	Ref. No.	Part Number	Description	Pg.	Ref. No.
36867	HOUSING, DRIVE END	7	2	36974	FILTER, FUEL -		
36869	FRAME, BRAKE	7	24		DISTRIBUTOR PUMP	19	16
36871	FIELD COIL ASSEMBLY . . .	7	20	36980	HOUSING, WATER OUTLET -		
36872	BRUSH SET, ARMATURE . .	7	21		HEAT EXCHANGER	45	13
36873	DRIVE ASSEMBLY,			36983	AIR CLEANER, INTAKE		
	ARMATURE	7	29		MANIFOLD	37	38
36878	PLATES (SET), CLUTCH . . .	7	34	36988	EXHAUST MANIFOLD	35	1
36881	BRAKE SHOE ASSEMBLY . .	7	26	36989	PLATE, COVER - EXHAUST		
36884	BAND, COVER -				MANIFOLD	35	11
	COMMUTATOR END			36990	PLATE, COVER - EXHAUST		
	FRAME	7	14		MANIFOLD	35	12
36888	SOLENOID SWITCH			36998	DOG, DRIVING - CAMSHAFT		
	ASSEMBLY	7	5		TO TACHOMETER		
36889	CONTACT SET, SOLENOID				SENDER	61	5
	SWITCH	7	7	37003	WADE COUPLING, OIL LINE		
36890	BASE, SOLENOID SWITCH .	7	8		TO TACHOMETER		
36895	CONNECTOR, SOLENOID				SENDER	61	37
	SWITCH TO STARTER			37007	OIL PRESSURE SENDER		
	MOTOR	7	13		ASSEMBLY	3	15
36897	STARTER MOTOR PARTS			37008	OIL PRESSURE GAUGE		
	KITS	7	--		ASSEMBLY	63	2
36901	FLYWHEEL HOUSING			37020	HEAT EXCHANGER		
	ASSEMBLY	49	32		ASSEMBLY	45	1
36906	COVER, INSPECTION -			37021	CAP, PRESSURE - HEAT		
	FLYWHEEL HOUSING . . .	51	37		EXCHANGER	45	2
36911	PALTE, INDICATOR -			38946	ELBOW, HEAT EXCHANGER	45	25
	FLYWHEEL HOUSING . . .	51	36	38947A1	ELBOW ASSEMBLY,		
36914	ELEMENT, FUEL FILTER . . .	13	29		THERMOSTAT (SEE NOTE		
36927	COVER, MOUNTING - FUEL				#1 BELOW)	45	20
	PUMP	13	9	39009	SHAFT, QUILL -		
36929	BRACKET, INJECTOR STUD				DISTRIBUTOR PUMP		
	- LEAK-OFF CONNECTOR	21	63		DRIVE	19	12
36933	INJECTOR ASSEMBLY	21	58	39139	SLEEVE, LOCKING -		
36937	STRIP, CLAMPING -				ADJUSTING SCREW	19	20
	INJECTOR STUD	21	68	39569	BODY, OIL COOLER	57	27
36942	DAMPER, INJECTOR LINE .	17	35	39570	END COVER, OIL COOLER .	57	30
36943	SHROUD, INJECTOR LINE			39571	TUBE STACK, OIL COOLER	57	28
	DAMPER	17	34	10-20089	SCREW, TAB TO		
36944	PLATE, BACKING - SHROUD	17	36		LUBRICATING ADAPTOR		
36949	FUEL PUMP OVERHAUL KIT	13	-		(5/8")	57	17
36950	STIFFENER, FUEL FILTER			10-20100	SCREW, LINK TO FUEL		
	SUPPORT PAD	13	31		SHUT-OFF SOLENOID		
36951	SUPPORT PAD, FUEL				ROD (1/2")	17	17
	FILTER	13	30	10-20189	SCREW, PRIMARY GROUND		
36953	ADAPTOR, LUBRICATING -				(#10)	61	22
	OIL FILTER	57	10	10-20191	SCREW, WIRING HARNESS		
36954	BALL, BY-PASS VALVE -				CLIP TO TAB (1/2")	5	54
	LUBRICATING ADAPTOR	57	12	10-20191	SCREW, WIRING HARNESS		
36956	BALL STOP, BY-PASS				CLIP TO TAB (1/2")	5	66
	VALVE - LUBRICATING			10-20191	SCREW, WIRING HARNESS		
	ADAPTOR	57	11		CLIP TO TAB (1/2")	13	15
36957	GUIDE, BY-PASS VALVE			10-20191	SCREW, WIRING HARNESS		
	SPRING - LUBRICATING				CLIP TO TAB (1/2")	51	59
	ADAPTOR	57	14	10-20191	SCREW, WIRING HARNESS		
36958	OIL COOLER ASSEMBLY . .	57	26		CLIP TO TAB (1/2")	51	67
36969	BRACKET, MOUNTING -			10-20456	SCREW, ARM EXTENSION		
	HEAT EXCHANGER				TO THROTTLE LEVER		
	(CAMSHAFT SIDE)	47	43		(5/8")	19	41

PARTS INDEX

Part Number	Description	Pg.	Ref. No.	Part Number	Description	Pg.	Ref. No.
10-20456	SCREW, HARNESS CLIP TO PORT FRONT MOUNTING BRACKET (5/8")	49	28	10-26065	SCREW, HEAT EXCHANGER MOUNTING BRACKET TO CYLINDER HEAD (1")	47	49
10-20456	SCREW, WIRING HARNESS CLIP TO FUEL SHUT-OFF SOLENOID MOUNT	17	7	10-26065	SCREW, OIL COOLER BRACE TO FRONT MOUNTING BRACKET (1")	57	39
10-20566	SCREW, WIRING HARNESS LEAD TO TAB (3/8")	5	59	10-26065	SCREW, STARTER SOLENOID MOUNTING BRACKET TO CYLINDER HEAD (1")	3	21
10-20566	SCREW, WIRING HARNESS LEAD TO TAB (3/8")	5	71	10-26487	SCREW, THERMOSTAT ELBOW TO HEAT EXCHANGER (1 1/8")	45	29
10-20597	SCREW, BREAKER ASSEMBLY TO TACHOMETER SENDER (3/8")	61	19	10-28293	SCREW, END COVER TO OIL COOLER (1 1/4")	57	33
10-20639	SCREW, EXHAUST ELBOW TO EXHAUST MANIFOLD (1 1/8")	35	23	10-28739	SCREW, HOLDER AND WICK TO TACHOMETER SENDER (5/16")	61	11
10-20644	SCREW, TERMINAL BLOCK TO BOAT (1")	65	71	10-28739	SCREW, WIRING HARNESS LEADS TO TERMINAL BLOCK	65	69
10-20776	SCREW, HEAT EXCHANGER HOSE CLAMP TO THERMOSTAT ELBOW (1/2")	45	24	10-29198	SCREW, ALTERNATOR BRACE TO ALTERNATOR (7/8")	3	35
10-21091	SCREW, THROTTLE CABLE TO CONTROL BRACKET (1 1/8")	21	51	10-29198	SCREW, HEAT EXCHANGER TO MOUNTIN BRACKET (7/8")-SEE NOTE #2	47	51
10-21091	SCREW, TRANSOM PLATE HOSE CLAMP TO FLYWHEEL COVER (1 1/8")	51	72	10-29238	SCREW, STARTER SOLENOID TO MOUNTING BRACKET (3/8")	3	24
10-21091	SCREW, WIRING HARNESS CLIP TAB TO FLYWHEEL COVER (1 1/8")	51	55	10-29238	SCREW, VOLTAGE REGULATOR TO MOUNT (3/8")	3	4
10-21625	SCREW, FUEL SHUT-OFF SOLENOID TO MOUNT (3/4")	17	11	10-29762	SCREW, GROUND LEAD TO BREAKER (3/8")	61	18
10-21780	SCREW, RESISTOR CLIP TO MOUNTING BRACKET (5/16")	65	51	10-29762	SCREW, WIRING HARNESS CLAMP TO MOUNTING BRACKET (3/8")	65	55
10-21807	SCREW, TACHOMETER SENDER TO CYLINDER BLOCK (1 3/4")	61	31	10-32529	SCREW, OIL FILTER AND ADAPTOR TO CYLINDER BLOCK (4 3/16")	57	7
10-21951	SCREW, WATER INLET PLATE TO EXHAUST MANIFOLD (1 1/4")	35	4	10-32866	SCREW, INSTRUMENT PANEL TO DASHBOARD (2")	63	18
10-21951	SCREW, WATER OUTLET PLATE TO EXHAUST MANIFOLD (1 1/4")	35	9	10-33008	BOLT, FRONT COVER AND WATER PUMP TO CYLINDER BLOCK (3 1/2")	43	22
10-22387	SCREW, THROTTLE CABLE TO ARM EXTENSION (1")	21	43	10-33008	SCREW, ALTERNATOR MOUNTING BRACKET TO CYLINDER BLOCK (3 1/2")	5	41
10-22793	SCREW, WOOD-WIRING HARNESS CLAMP TO BOAT (7/8")	3	10	10-33158	SCREW, BEARING PLATE TO FRONT SUPPORT BRACKET (5 1/2")	49	4
10-24231	SCREW, JUMPER WIRE (1/4")	65	65	10-33162	SCREW, ALTERNATOR TO MOUNTING BRACKET (4")	5	43
10-24609	SCREW, CONDENSER TERMINAL TO HEAT SINK	9	29	10-33322	BOLT, THRU - SLIP RING FRAME TO DRIVE END FRAME	11	57
10-25292	SCREW, ALTERNATOR MOUNTING BRACKET TO CYLINDER BLOCK (1 1/2")	3	39				

PARTS INDEX

Part Number	Description	Pg.	Ref. No.	Part Number	Description	Pg.	Ref. No.
10-33615	SCREW, VOLTAGE REGULATOR MOUNT TO TRANSOM (1")	3	5	10-36742	BOLT, TIMING GEAR TO CAMSHAFT (7/8")	33	9
10-33615	SCREW, WOOD - TERMINAL BLOCK TO BOAT (1")	65	70	10-36745	BOLT, RATCHET AND PISTON TO CYLINDER BLOCK	33	23
10-33615	SCREW, WOOD - WIRING CLAMP TO BOAT (1")	65	62	10-36748	BOLT, ADJUSTOR HOUSING TO CYLINDER BLOCK (1 1/4")	33	18
10-34123	SCREW, FUSE BLOCK TO MOUNTING BRACKET (1/2")	65	47	10-36748	BOLT, SHROUD TO BACKING PLATE (1 1/2")	17	37
10-34298	SCREW, THERMOSTAT ELBOW AND HOUSING TO CYLINDER HEAD (2 1/4)	45	22	10-36756	BOLT, VIBRATION DAMPER TO CYLINDER BLOCK (1/2")	33	14
10-34334	SCREW, BALLAST TO DASHBOARD (3/4")	65	58	10-36769	SCREW, SET - TAPPET ADJUSTING	31	17
10-34382	SCREW, BRUSH HOLDER TO SLIP RING END FRAME	11	54	10-36780	BOLDT, FRONT COVER TO CYLINDER BLOCK (2")	43	20
10-35400	SCREW, CAP TO INTAKE MANIFOLD (7/16")	37	42	10-36780	BOLT, ROCKER BRACKET TO CYLINDER HEAD (2")	31	25
10-36468	"U" BOLT, OIL COOLER TO BRACE	57	36	10-36781	SCREW, LOCKING - VALVE ROCKER SHAFT	31	20
10-36607	BOLT, MAIN BEARING TO CYLINDER BLOCK	23	5	10-36793	BOLT OIL PAN TO CYLINDER BLOCK (7/8")	55	9
10-36641	BOLT, OIL SEAL CARRIER TO CRANKSHAFT (7/8")	29	7	10-36793	BOLT, COVER TO OIL PUMP (7/8")	53	15
10-36649	BOLT, TACHOMETER SENDER TO CYLINDER BLOCK (5/8")	61	32	10-36801	SCREW, LOCATING - DRIVE SHAFT BUSHING	53	19
10-36649	BOLT, VIBRATION DAMPER CLAMPING (5/8")	29	19	10-36802	BOLT, BY-PASS PIPE TO THERMOSTAT HOUSING (1")	47	38
10-36654	BOLT, CONNECTING ROD CAP	27	8	10-36802	BOLT, OIL PUMP TO CYLINDER BLOCK (1")	53	22
10-36689	BOLT, CYLINDER HEAD TO CYLINDER BLOCK (SHORT)	25	42	10-36812	BOLT, FRONT COVER TO CYLINDER BLOCK (3")	43	19
10-36690	BOLT, CYLINDER HEAD TO CYLINDER BLOCK (MEDIUM)	25	41	10-36815	BOLT, FRONT COVER AND WATER PUMP TO CYLINDER BLOCK (3 3/4")	43	21
10-36691	BOLT, CYLINDER HEAD TO CYLINDER BLOCK (LONG)	25	40	10-36826	BOLT, MOUNTING COVER TO CYLINDER BLOCK (1 1/8")	13	11
10-36696	SCREW, MUD EXCLUDER TO FRONT COVER	43	6	10-36885	BOLT, COMMUTATOR END FRAME TO DRIVE END HOUSING	7	22
10-36696	SCREW, NAME PLATE TO ROCKER COVER	41	11	10-36894	SCREW, SOLENOID SWITCH TERMINAL	7	12
10-36703	BOLT, SIDE COVER TO CYLINDER BLOCK (3/4")	15	52	10-36898	BOLT, STARTER MOTOR TO FLYWHEEL HOUSING (1 1/4")	5	49
10-36706	SCREW, SET - BREATHER FILTER CAP TO ROCKER COVER	41	8	10-36899	BOLT, STARTER MOTOR TO FLYWHEEL HOUSING (2")	5	51
10-36706	SCREW, SET - WATER PUMP	43	14	10-36908	BOLT, FLYWHEEL HOUSING TO CYLINDER BLOCK (1 3/4")	51	41
10-36715	BOLT, JUMPER WIRE TO CYLINDER HEAD (5/8")	25	48	10-36909	BOLT, FLYWHEEL HOUSING TO CYLINDER BLOCK (1 1/8")	51	42
10-36725	BOLT, BANJO - OIL LINE TO CYLINDER HEAD AND CYLINDER BLOCK	61	2	10-36918	BOLT, CENTER - FUEL FILTER	13	25
10-36737	BOLT, PULLEY TO WATER PUMP HUB (3/4")	43	25	10-36924	BOLT, BANJO - LEAK-OFF PIPE TO INJECTOR	21	56

PARTS INDEX

Part Number	Description	Pg.	Ref. No.	Part Number	Description	Pg.	Ref. No.
10-36926	BOLT, BANJO - OVERFLOW FUEL LINE TO FUEL FILTER	15	44	11-20645	NUT, JUMPER WIRE SCREW	65	66
10-36930	BOLT, LEAK-OFF CONNECTOR TO BRACKET (3/4")	21	65	11-20645	NUT, OIL PRESSURE GAUGE TERMINAL (10-32)	63	5
10-36945	SCREW, OIL FILTER PLUG	57	5	11-20645	NUT, OIL PRESSURE SENDER TERMINAL (10-32)	3	19
10-36948	BOLT, FRONT COVER TO CYLINDER BLOCK (3 1/4")	43	20	11-20645	NUT, PRIMARY GROUND SCREW	61	29
10-36952	"U" BOLT, FUEL FILTER TO OIL FILLER TUBE	13	32	11-20645	NUT, STARTER SOLENOID TERMINAL (10-32)	3	26
10-36959	BOLT, BANJO - OIL INLET AND OUTLET PIPES TO OIL COOLER	57	24	11-20645	NUT, TACHOMETER TERMINAL (10-32)	63	26
10-36967	BOLT, BANJO - FUEL LINE TO FUEL FILTER	13	37	11-20645	NUT, TERMINAL BLOCK SCREW	65	72
10-36972	BOLT, BANJO - OIL LINE TO FUEL PUMP MOUNTING COVER	61	35	11-20645	NUT, WATER TEMPERATURE GAUGE TERMINAL (10-32)	63	36
10-36977	SCREW, VENT - DISTRIBUTOR PUMP	19	9	11-20645	NUT, WATER TEMPERATURE SENDER TERMINAL (10-32)	3	14
10-36984	SCREW, COVER PLATE TO DISTRIBUTOR PUMP	19	22	11-20645	NUT, WIRING HARNESS CLIP SCREW	49	31
10-36991	BOLT, COVER PLATE TO EXHAUST MANIFOLD	35	14	11-21270	NUT, FUSE BLOCK SCREW	65	49
10-39136	SCREW, ADJUSTING - DISTRIBUTOR PUMP	19	18	11-21528	NUT, ALTERNATOR MOUNTING BRACKET SCREW	5	42
10-39140	SCREW, VENT - DISTRIBUTOR PUMP	19	10	11-21528	NUT, FUEL SHUT-OFF SOLENOID MOUNT STUD	17	5
11-20083	NUT, STARTER SOLENOID TERMINAL (5/16")	3	28	11-21923	NUT, RESISTOR CLIP SCREW	65	53
11-20101	NUT, FUEL SHUT-OFF SOLENOID ROD	17	15	11-23161	NUT, ALTERNATOR SCREW	5	45
11-20102	NUT, WATER OUTLET HOUSING STUD	45	17	11-23161	NUT, FLYWHEEL COVER STUD	51	64
11-20110	NUT, CONTROL BRACKET TO DISTRIBUTOR PUMP	19	32	11-24656	NUT, FUEL FILTER "U" BOLT	13	33
11-20110	NUT, DISTRIBUTOR PUMP LEVER SCREW	17	26	11-25269	NUT, LOCK - PRIMARY GROUND SCREW	61	27
11-20110	NUT, LEVER TO DISTRIBUTOR PUMP	17	28	11-26419	NUT, BEARING PLATE SCREW	49	6
11-20110	NUT, THROTTLE LEVER TO DISTRIBUTOR PUMP	19	7	11-26419	NUT, DIODE JUNCTION TERMINAL	9	28
11-20190	NUT, ARM EXTENSION SCREW	19	42	11-26419	NUT, GROUND TERMINAL	11	39
11-20190	NUT, INSTRUMENT PANEL SCREW	63	21	11-26419	NUT, WIRING HARNESS CLIP SCREW	5	57
11-20190	NUT, THROTTLE CABLE SCREW	21	46	11-26419	NUT, WIRING HARNESS CLIP SCREW	5	69
11-20361	NUT, FUEL SHUT-OFF SOLENOID SCREW	17	13	11-26419	NUT, WIRING HARNESS CLIP SCREW	13	18
11-20361	NUT, OIL COOLER "U" BOLT	57	38	11-26419	NUT, WIRING HARNESS CLIP SCREW	51	62
11-20586	NUT, THROTTLE CABLE SCREW	21	54	11-26419	NUT, WIRING HARNESS CLIP SCREW	51	70
11-20586	NUT, TRANSOM PLATE HOSE CLAMP SCREW	51	73	11-26419	NUT, WIRING HARNESS LEAD CLIP SCREW	5	61
11-20586	NUT, WIRING HARNESS CLIP TAB SCREW	51	57	11-28040	NUT, WIRING HARNESS LEAD SCREW	5	73
11-20645	NUT, AMMETER GAUGE TERMINAL (10-32)	63	32	11-28040	NUT, FRONT MOUNTING BRACKET STUD	49	10
				11-28040	NUT, FRONT SUPPORT BRACKET ADJUSTING STUD (TOP)	49	26

PARTS INDEX

Part Number	Description	Pg.	Ref. No.	Part Number	Description	Pg.	Ref. No.
11-30499	NUT, JAM - FRONT SUPPORT BRACKET ADJUSTING STUD (LOWER)	49	20	12-20192	WASHER, ALTERNATOR TERMINAL	5	46
11-32882	NUT, FRONT SUPPORT BRACKET ADJUSTING STUD	49	18	12-20192	WASHER, CONDENSER TERMINAL SCREW	9	31
11-33272	NUT, ROTOR TO DRIVE END FRAME	9	15	12-20192	WASHER, GROUND TERMINAL	9	37
11-33962	NUT, ENGINE COUPLING STUD	51	50	12-20553	WASHER, ALTERNATOR SCREW	5	44
11-35197	NUT FIELD AND GROUND BRUSH STUD (UPPER)	11	53	12-20553	WASHER, BEARING PLATE SCREW	49	5
11-35197	NUT, FIELD AND GROUND BRUSH STUD (LOWER)	11	49	12-20572	WASHER, FLYWHEEL COVER STUD	51	63
11-35206	NUT, SEALING - FIELD AND GROUND BRUSH STUD	11	50	12-20670	WASHER, BRUSH HOLDER SCREW	11	56
11-35814	NUT, HEAT EXCHANGER BRACKET STUD	47	47	12-20878	WASHER, INSTRUMENT PANEL SCREW	63	20
11-35814	NUT, OIL COOLER BRACE SCREW	59	40	12-20878	WASHER, OIL PRESSURE SENDER TERMINAL (#10)	3	18
11-36655	NUT, CONNECTING ROD CAP BOLT	27	9	12-20878	WASHER, PRIMARY GROUND SCREW	61	26
11-36693	NUT, CYLINDER HEAD STUD	23	35	12-20878	WASHER, WATER TEMPERATURE SENDER TERMINAL (#10)	3	13
11-36699	NUT, ROCKER COVER STUD	41	5	12-20959	WASHER, FRONT SUPPORT BRACKET ADJUSTING STUD (SMALL)	49	23
11-36749	NUT, ADJUSTOR HOUSING STUD	33	20	12-21249	WASHER, FUEL SHUT-OFF SOLENOID SCREW	17	12
11-36749	NUT, ALTERNATOR MOUNTING BRACE STUD	3	34	12-21249	WASHER, OIL COOLER "U" BOLT	57	37
11-36749	NUT, DISTRIBUTOR PUMP STUD	19	28	12-21249	WASHER, WIRING HARNESS CLIP TAB SCREW	51	56
11-36749	NUT, EXHAUST MANIFOLD AND INTAKE MANIFOLD STUD	35	37	12-21273	WASHER, DISTRIBUTOR PUMP LEVER SCREW	17	25
11-36749	NUT, INJECTOR STUD	21	70	12-21273	WASHER, THROTTLE CABLE SCREW	21	--
11-36749	NUT, OIL PAN STUD	55	12	12-21631	WASHER, THROTTLE CABLE SCREW	21	52
11-36749	NUT, SHROUD BOLT	17	39	12-22887	WASHER, VOLTAGE REGULATOR MOUNT SCREW	3	6
11-36770	NUT, LOCK - BRACKET TO INJECTOR STUD	21	64	12-26013	WASHER, FUEL SHUT-OFF SOLENOID LINK SCREW	17	19
11-36770	NUT, TAPPET ADJUSTING SET SCREW	31	18	12-26168	WASHER, ALTERNATOR BRACE SCREW	3	36
11-36836	NUT, HEAT EXCHANGER TIE ROD	45	9	12-26439	WASHER, BREAKER PIVOT PIN	61	20
11-36847	NUT, INSPECTION COVER STUD	51	39	12-26825	WASHER, FUEL SHUT-OFF SOLENOID MOUNT STUD	17	4
11-36847	NUT, THROTTLE LEVER PIN	19	39	12-26825	WASHER, HEAT EXCHANGER BRACKET STUD	47	46
11-36847	NUT, WATER PUMP STUD	43	18	12-26825	WASHER, HEAT EXCHANGER SCREW	47	52
11-36848	NUT, FUEL PUMP STUD	13	8	12-26993	LOCKWASHER, EXHAUST ELBOW SCREW	35	24
11-36892	NUT, SOLENOID SWITCH TERMINAL	7	11	12-29099	WASHER, INSULATING - PRIMARY GROUND SCREW	61	25
11-36900	NUT, STARTER MOTOR BOLT AND STUD	5	62				
11-36932	NUT, JAM - CONTROL ROD	21	48				
11-36932	NUT, LEAK-OFF CONNECTOR BOLT	21	67				
11-39137	NUT, ADJUSTING SCREW	19	19				
12-20084	WASHER, WATER OUTLET HOUSING STUD	45	16				
12-20128	WASHER, THROTTLE CABLE SCREW	21	44				

PARTS INDEX

Part Number	Description	Pg.	Ref. No.	Part Number	Description	Pg.	Ref. No.
12-30164	WASHER, LEVER TO DISTRIBUTOR PUMP NUT	17	27	12-36714	WASHER, THROTTLE LEVER PIN	19	35
12-30164	WASHER, THROTTLE LEVER TO DISTRIBUTOR PUMP NUT	19	6	12-36720	WASHER, RUBBER - OIL FILTER BOLT	57	4
12-30267	WASHER, SQUARE - PRIMARY GROUND SCREW	61	23	12-36726	WASHER, OIL LINE BANJO BOLT	61	3
12-32638	WASHER, RUBBER - FRONT SUPPORT BRACKET ADJUSTING STUD	49	22	12-36736	WASHER, THRUST PLATE BOLT	33	4
12-32757	WASHER, FRONT SUPPORT BRACKET ADJUSTING STUD (TOP)	49	25	12-36740	WASHER, RETAINING - CAMSHAFT TIMING GEAR SCREW	33	7
12-33110	WASHER, FIBER - AMMETER GAUGE TERMINAL	63	30	12-36776	WASHER, VALVE ROCKER SHAFT	31	22
12-33110	WASHER, FIBER - INSTRUMENT PANEL SCREW	63	19	12-36790	WASHER, OIL PRESSURE RELEASE VALVE PLUG	53	9
12-33110	WASHER, FIBER - OIL PRESSURE GAUGE TERMINAL	63	3	12-36837	WASHER, HEAT EXCHANGER TIE ROD	45	8
12-33110	WASHER, FIBER - WATER TEMPERATURE GAUGE TERMINAL	63	34	12-36845	WASHER, HEAT EXCHANGER DRAIN PLUG	45	4
12-33328	WASHER, INSULATING - CONDENSER TERMINAL SCREW	9	33	12-36845	WASHER, OIL COOLER DRAIN PLUG	57	32
12-34567	WASHER, ENGINE COUPLING STUD	51	49	12-36851	WASHER, INLET FUEL PUMP FITTING	13	21
12-35199	WASHER, GROUND BRUSH STUD	11	51	12-36851	WASHER, OUTLET FUEL PUMP FITTING	13	23
12-36103	WASHER, FRONT SUPPORT BRACKET ADJUSTING STUD	49	21	12-36857	WASHER, INJECTOR LINE CONNECTOR	19	3
12-36608	WASHER, MAIN BEARING BOLT	23	6	12-36866	WASHER, THRUST - COMMUTATOR END FRAME	7	19
12-36630	WASHER, THRUST - CRANKSHAFT (STANDARD)	29	11	12-36912	WASHER, DISTRIBUTOR PUMP STUD	19	26
12-36631	WASHER, THRUST - CRANKSHAFT (.0025 O.S.)	29	11	12-36919	WASHER, FUEL FILTER CENTER BOLT	13	26
12-36632	WASHER, THRUST - CRANKSHAFT (.005 O.S.)	29	11	12-36921	WASHER, FUEL FILTER NON-RETURN VALVE	13	40
12-36633	WASHER, THRUST - CRANKSHAFT (.0075 O.S.)	29	11	12-36921	WASHER, FUEL FILTER PLUG	13	42
12-36634	WASHER, THRUST - CRANKSHAFT (.010 O.S.)	29	11	12-36925	WASHER, LEAK-OFF PIPE BANJO BOLT	21	57
12-36674	WASHER, PACKING - VALVE GUIDE (INLET AND EXHAUST)	23	26	12-36928	WASHER, OVERFLOW FUEL LINE BANJO BOLT	15	45
12-36695	WASHER, FLYWHEEL HOUSING BOLT	51	44	12-36935	WASHER, STEEL - INJECTOR	21	59
12-36698	WASHER, ROCKER COVER STUD	41	4	12-36936	WASHER, COPPER - INJECTOR	21	60
12-36698	WASHER, TAPPET GUIDE SET BOLT	31	6	12-36960	WASHER, OIL INLET AND OUTLET PIPES BANJO BOLT	57	25
12-36707	WASHER, BREATHER FILTER CAP SCREW	41	9	12-36976	WASHER, FUEL FILTER PLUG	19	17
				12-36987	WASHER, EXHAUST MANIFOLD STUD	35	35
				12-36999	WASHER, OIL LINE BANJO BOLT	61	36
				12-36999	WASHER, WADE COUPLING	61	38
				12-39135	WASHER, DRAIN CONNECTOR	19	14

PARTS INDEX

Part Number	Description	Pg.	Ref. No.	Part Number	Description	Pg.	Ref. No.
12-39141	WASHER, VENT SCREW . . .	19	11	13-26996	LOCKWASHER, STARTER SOLENOID TERMINAL (#10)	3	25
13-20202	LOCKWASHER, STARTER SOLENOID TERMINAL (5/16")	3	27	13-26996	LOCKWASHER, TACHOMETER TERMINAL (#10)	63	25
13-26702	LOCKWASHER, EXHAUST MANIFOLD AND INTAKE MANIFOLD STUD	35	36	13-26996	LOCKWASHER, WATER TEMPERATURE GAUGE TERMINAL (#10)	63	35
13-26992	LOCKWASHER, END COVER SCREW	57	34	13-26996	LOCKWASHER, WIRING HARNESS CLIP SCREW	13	17
13-26992	LOCKWASHER, THERMOSTAT ELBOW AND HOUSING SCREW	45	23	13-26996	LOCKWASHER, WIRING HARNESS CLIP SCREW	17	9
13-26993	LOCKWASHER, HEAT EXCHANGER MOUNTING BRACKET SCREW	47	50	13-26996	LOCKWASHER, WIRING HARNESS CLIP SCREW	49	30
13-26993	LOCKWASHER, ALTERNATOR MOUNTING BRACE STUD	3	33	13-32993	LOCKWASHER, OIL FILTER AND ADAPTOR SCREW	57	8
13-26993	LOCKWASHER, ALTERNATOR MOUNTING BRACKET SCREW	3	40	13-33309	WASHER, WAVE - ROTOR NUT	9	14
13-26993	LOCKWASHER, STARTER SOLENOID MOUNTING BRACKET SCREW	3	22	13-34383	LOCKWASHER, CONDENSER TERMINAL SCREW	9	30
13-26994	LOCKWASHER, FUSE BLOCK SCREW	65	48	13-34383	LOCKWASHER, DIODE JUNCTION TERMINAL	9	27
13-26995	LOCKWASHER, BRUSH HOLDER SCREW	11	55	13-35198	LOCKWASHER, FIELD AND GROUND BRUSH STUD (LOWER)	11	48
13-26995	LOCKWASHER, GROUND TERMINAL	9	38	13-35207	WASHER, WAVE - FIELD AND GROUND BRUSH STUD (LOWER)	11	47
13-26995	LOCKWASHER, HOLDER AND CAM WICK SCREW	61	12	13-35208	WASHER, WAVE - FIELD AND GROUND BRUSH STUD (UPPER)	11	52
13-26995	LOCKWASHER, RESISTOR CLIP SCREW	65	52	13-36640	LOCKWASHER, INSPECTION COVER STUD	51	38
13-26995	LOCKWASHER, WIRING HARNESS CLIP SCREW	5	56	13-36640	LOCKWASHER, WATER PUMP AND STUD	43	17
13-26995	LOCKWASHER, WIRING HARNESS CLIP SCREW	5	68	13-36640	LOCKWASHER, OIL SEAL CARRIER BOLT	29	8
13-26995	LOCKWASHER, WIRING HARNESS CLIP SCREW	51	61	13-36640	LOCKWASHER, PULLEY BOLT	43	26
13-26995	LOCKWASHER, WIRING HARNESS CLIP SCREW	51	69	13-36640	LOCKWASHER, TACHOMETER SENDER BOLT	61	33
13-26995	LOCKWASHER, WIRING HARNESS LEAD CLIP SCREW	5	60	13-36640	LOCKWASHER, WATER PUMP SET SCREW	43	15
13-26995	LOCKWASHER, WIRING HARNESS LEAD SCREW	5	72	13-36702	LOCKWASHER, VALVE ROCKER SHAFT SCREW	31	21
13-26996	LOCKWASHER, AMMETER GAUGE TERMINAL (#10)	63	31	13-36702	LOCKWASHER, ADJUSTOR HOUSING BOLT AND STUD	33	19
13-26996	LOCKWASHER, CONTROL BRACKET TO DISTRIBUTOR PUMP NUT	19	31	13-36702	LOCKWASHER, BY-PASS PIPE BOLT	47	39
13-26996	LOCKWASHER, FUEL SHUT-OFF SOLENOID LINK SCREW	17	18	13-36702	LOCKWASHER, COVER BOLT	53	16
13-26996	LOCKWASHER, OIL PRESSURE GAUGE TERMINAL (#10)	63	4	13-36702	LOCKWASHER, DISTRIBUTOR PUMP STUD	19	27
13-26996	LOCKWASHER, PRIMARY GROUND SCREW	61	28				

PARTS INDEX

Part Number	Description	Pg.	Ref. No.	Part Number	Description	Pg.	Ref. No.
13-36702	LOCKWASHER, INJECTOR STUD	21	69	16-30669	STUD, HEAT EXCHANGER BRACKET TO FRONT COVER (3 1/4")	47	44
13-36702	LOCKWASHER, MOUNTING COVER BOLT	13	12	16-32808	STUD, ENGINE COUPLING TO FLYWHEEL (2 1/16")	51	47
13-36702	LOCKWASHER, OIL PAN BOLT AND STUD	55	11	16-35202	STUD, FIELD AND GROUND BRUSH - BRUSH HOLDER	11	45
13-36702	LOCKWASHER, ROCKER BRACKET BOLT	31	26	16-36465	STUD, FRONT MOUNTING BRACKET TO CYLINDER BLOCK (2 5/8")	49	8
13-36702	LOCKWASHER, SHROUD BOLT	17	38	16-36466	STUD, FRONT MOUNTING BRACKET TO CYLINDER BLOCK (4 1/2")	49	7
13-36702	LOCKWASHER, SIDE COVER BOLT	15	53	16-36495	STUD, ADJUSTING - FRONT SUPPORT BRACKET	49	17
13-36712	LOCKWASHER, THROTTLE LEVER PIN	19	38	16-36604	STUD, ALTERNATOR MOUNTING BRACE TO CYLINDER BLOCK(4 1/2")	3	32
13-36716	LOCKWASHER, JUMPER WIRE BOLT	25	49	16-36605	STUD, DISTRIBUTOR PUMP TO CYLINDER BLOCK	19	25
13-36723	LOCKWASHER, STARTER MOTOR BOLT AND STUD	5	50	16-36606	STUD, OIL PAN TO CYLINDER BLOCK	55	10
13-36757	LOCKWAHER, VIBRATION DAMPER BOLT	33	15	16-36681	STUD, INJECTOR TO CYLINDER HEAD (1 3/32" THREAD LENGTH)	21	61
13-36803	LOCKWASHER, OIL PUMP BOLT	53	23	16-36682	STUD, INJECTOR TO CYLINDER HEAD (2 19/32" THREAD LENGTH)	21	62
13-36886	LOCKWASHER, COMMUTATOR END FRAME BOLT	7	23	16-36683	STUD, ADJUSTOR HOUSING TO CYLINDER BLOCK	33	17
13-36893	LOCKWASHER, SOLENOID SWITCH TERMINAL	7	10	16-36683	STUD, CYLINDER HEAD TO EXHAUST MANIFOLD (SHORT)	35	32
13-36910	LOCKWASHER, FLYWHEEL HOUSING BOLT	51	43	16-36684	STUD, CYLINDER HEAD TO EXHAUST MANIFOLD (LONG)	35	31
13-36931	LOCKWASHER, LEAK-OFF CONNECTOR BOLT	21	66	16-36692	STUD, CYLINDER HEAD TO CYLINDER BLOCK	23	34
13-36992	LOCKWASHER, COVER PLATE BOLT	35	15	16-36807	STUD, WATER PUMP TO FRONT COVER	43	3
13-37459	LOCKWASHER, TAB SCREW	57	18	16-36821	STUD, FUEL PUMP TO MOUNTING COVER	13	7
13-37459	LOCKWASHER, THERMOSTAT ELBOW SCREW	45	30	16-36902	STUD, FLYWHEEL HOUSING TO COVER	49	33
13-37459	LOCKWASHER, WATER INLET PLATE SCREW	35	5	16-36903	STUD, FLYWHEEL HOUSING TO INSPECTION COVER	49	34
13-37459	LOCKWASHER, WATER OULTET PLATE SCREW	35	10	16-36904	STUD, STARTER MOTOR TO FLYWHEEL HOUSING	5	63
13-39133	LOCKWASHER, COVER PLATE SCREW	19	23	16-36973	STUD, DISTRIBUTOR PUMP	19	2
14-36650	TAB WASHER, VIBRATION DAMPER CLAMPING BOLT	29	20	17-36609	PIN, LOCATING - MAIN BEARING AND BEARING CAP	23	7
14-36652	TAB WASHER, STARTING DOG	29	22	17-36610	PIN, DOWELL - FLYWHEEL HOUSING TO CYLINDER BLOCK	23	10
14-36741	TAB WASHER, CAMSHAFT TINING GEAR SCREW	33	8	17-36611	PIN, DOWEL - TIMING CHAIN ADJUSTOR TO CYLINDER BLOCK	23	4
14-36796	TAB WASHER, OIL FILTER TO OIL PUMP	53	4	17-36623	PIN, DOWEL - CRANKSHAFT	29	2
14-36882	TAB WASHER, BRAKE SHOE	7	27				
15-36648	SHIM, VIBRATION DAMPER	29	18				
15-36877	SHIM, ADJUSTING - CLUTCH (.004-5-6)	7	33				
16-21831	STUD, WATER OUTLET HOUSING TO HEAT EXCHANGER (1 1/4")	45	15				

PARTS INDEX

Part Number	Description	Pg.	Ref. No.	Part Number	Description	Pg.	Ref. No.
17-36638	PIN, DOWEL - CRANKSHAFT (LOWER)	29	5	22-33066	CONNECTOR, OIL COOLER WATER INLET FITTING ..	59	42
17-36639	PIN, DOWEL - CRANKSHAFT (UPPER)	29	6	22-33066	CONNECTOR, OIL COOLER WATER OUTLET FITTING	59	46
17-36778	PIN, DOWEL - ROCKER BRACKET (LOCATING) ..	31	24	22-33066	CONNECTOR, WATER INLET FITTING	45	12
17-36805	PIN, DOWEL - FRONT COVER	43	2	22-33198	PLUG, PIPE - EXHAUST MANIFOLD ELBOW	35	25
17-36874	RIVET, PINION RETAINING RING	7	31	22-36467	FITTING, WATER INLET - OIL COOLER	59	41
17-36979	GASKET, COVER PLATE - DISTRIBUTOR PUMP	19	21	22-36467	FITTING, WATER OUTLET - OIL COOLER	59	45
18-26953	COTTER PIN, BREAKER PIVOT PIN	61	21	22-36492	FITTING, OIL LUBRICATING ADAPTOR (REDUCER) ..	3	16
18-36722	COTTER PIN, THROTTLE LEVER PIN	19	36	22-36499A1	ELBOW ASSEMBLY, WATER OUTLET PLATE	35	26
19-32863	BUTTON, PLUG - INSTRUMENT PANEL ...	63	17	22-36500A1	ELBOW ASSEMBLY, EXHAUST ELBOW	35	28
19-36002	PLUG, CUP - CYLINDER BLOCK	23	9	22-36516	SLEEVE, COMPRESSION - OIL INLET AND OUTLET PIPES TO ELBOW	57	22
19-36600	PLUG, CORE - CYLINDER BLOCK	23	8	22-36517	NUT, COMPRESSION - OIL INLET AND OUTLET PIPES TO ELBOW	57	23
19-36600	PLUG, CORE - CYLINDER HEAD	23	20	22-36518	ELBOW, OIL INLET AND OUTLET PIPES TO ADAPTOR	57	21
19-36601	PLUG, CORE - CYLINDER BLOCK	23	8	22-36532	FITTING, INLET - FUEL PUMP	13	20
19-36603	PLUG, IMMERSION HEATER BOSS - CYLINDER BLOCK	23	11	22-36619	TAP, WATER DRAIN - CYLINDER BLOCK	23	17
19-36612	PLUG, OIL GALLERY - FRONT	23	3	22-36676	PLUG, HOT - CYLINDER HEAD	23	28
19-36615	PLUG, TAPPET FEED GALLERY PIPE - FRONT .	23	2	22-36727	PLUG, THERMOMETER HOLE -CYLINDER HEAD .	23	38
19-36616	PLUG, TAPPET FEED GALLERY PIPE - REAR ..	23	14	22-36791	PLUG, OIL PRESSURE RELEASE VALVE	53	10
19-36685	PLUG, CORE - CYLINDER HEAD	23	21	22-36829	PLUG, DRAIN - OIN PAN ...	55	2
19-36686	PLUG, CORE - CYLINDER HEAD	23	19	22-36829	PLUG, HEATER VALVE HOLE - CYLINDER HEAD	23	36
19-36701	WELCH PLUG, CYLINDER HEAD (7/8" DIA.)	23	--	22-36853	FITTING, OUTLET - FUEL PUMP	13	22
19-36820	PLUG, FUEL FILTER	13	41	22-36922	VALVE, NON-RETURN - FUEL FILTER	13	39
19-36829	PLUG, OIL GALLERY - REAR	23	12	22-36934	NOZZLE, INJECTOR	21	--
19-36838	PLUG, DRAIN - HEAT EXCHANGER	45	3	22-37014	CONNECTOR, LEAK-OFF PIPE TO OVERFLOW FUEL LINE	15	46
19-36838	PLUG, DRAIN - OIL COOLER	57	31	22-37017	FITTING, WATER INLET - HEAT EXCHANGER	45	11
19-36971	PLUG, RAWL - CAMSHAFT DRIVING DOG	61	4	22-37017	FITTING, WATER OUTLET - HEAT EXCHANGER	47	53
19-36994	PLUG, WATER DRAIN - EXHAUST MANIFOLD ...	35	19	22-39134	CONNECTOR, DRAIN - DISTRIBUTOR PUMP	19	13
19-36996	PLUG, CORROSION ELEMENT RETAINER ...	35	16	23-28626	SPACER, VOLTAGE REGULATOR MOUNT SCREW	3	7
19-37015	PLUG, TAPPET FEED HOLE	23	--	23-29101	BUSHING, INSULATING - BASE COVER	61	24
22-29085	FITTING, OIL PRESSURE SENDER TO REDUCER FITTING	3	17				
22-32561	PLUG, OIL OUTLET - OIL PAN	55	4				
22-32715	ELBOW, WATER OUTLET FITTING	47	54				

PARTS INDEX

Part Number	Description	Pg.	Ref. No.	Part Number	Description	Pg.	Ref. No.
23-32818	BUSHING, THROTTLE CABLE SCREW	21	45	23-36658	BEARING UNIT (1 PAIR), CONNECTING ROD (.020 U.S.)	27	10
23-32914	SLEEVE, JUMPER WIRE SCREW CONNECTION	65	67	23-36731	BEARING UNIT (1 PAIR), CAMSHAFT - FRONT	33	11
23-33186	BUSHING, ALTERNATOR MOUNTING BRACKET	3	38	23-36732	BEARING UNIT (1 PAIR), CAMSHAFT - CENTER AND REAR	33	10
23-35903	SPACER, FLYWHEEL COVEF	51	52	23-36765	BUSHING, EXHAUST VALVE ROCKER	31	13
23-35903	SPACER, FRONT MOUNTING BRACKET	49	12	23-36768	BUSHING, INLET VALVE ROCKER	31	16
23-35903	SPACER, FRONT MOUNTING BRACKET	49	15	23-36786	BUSHING, IDLER GEAR	53	12
23-36290	SPACER, FRONT SUPPORT BRACKET ADJUSTING STUD (TOP)	49	24	23-36800	BUSHING, DRIVE SHAFT	53	18
23-36479	SPACER, THERMOSTAT - WATER OUTLET HOUSING	45	32	23-36863	BUSHING, COMMUTATOR END FRAME	7	16
23-36483	SPACER, FUEL SHUT-OFF SOLENOID MOUNT STUD	17	3	23-36868	BUSHING, DRIVE END HOUSING	7	3
23-36483	SPACER, HEAT EXCHANGER BRACKET STUD	47	45	23-36870	BUSHING, BRAKE FRAME	7	25
23-36486	SPACER, DISTRIBUTOR PUMP LEVER SCREW	17	24	23-36876	BUSHING, PINION END	7	32
23-36486	SPACER, FUEL SHUT-OFF SOLENOID LINK SCREW	17	20	23-36916	BUSHING, FLYWHEEL	51	46
23-36490	SPACER, FRONT SUPPORT BRACKET ADJUSTING STUD (LOWER)	49	19	23-37012	SLEEVE, SEALING - MAXIMUM SPEED STOP SCREW-DISTRIBUTOR PUMP	19	29
23-36624	BEARING UNIT(1 PAIR),CRANKSHAFT(FRONT AND CENTER)- STANDARD	29	10	24-36487	SPRING, DISTRIBUTOR PUMP LEVER - THROTTLE RETURN	17	21
23-36625	BEARING UNIT(1 PAIR),CRANKSHAFT(FRONT AND CENTER)- .010 U.S.	29	10	24-36746	SPRING, TENSION - CHAIN ADJUSTOR RATCHET	33	21
23-36626	BEARING UNIT(1 PAIR),CRANKSHAFT(FRONT AND CENTER)- .020 U.S.	29	10	24-36752	SPRING, TENSION - TIMING CHAIN	33	26
23-36627	BEARING UNIT (1 PAIR), CRANKSHAFT (REAR) - STANDARD	29	9	24-36760	SPRING, VALVE	31	3
23-36628	BEARING UNIT (1 PAIR), CRANKSHAFT (REAR) - .010 U.S.	29	9	24-36775	SPRING, VALVE ROCKER SHAFT	31	23
23-36629	BEARING UNIT (1 PAIR), CRANKSHAFT (REAR) - .020 U.S.	29	9	24-36789	SPRING, TENSION - OIL PRESSURE RELEASE VALVE	53	8
23-36645	BUSHING, VIBRATION DAMPER	29	15	24-36823	SPRING, RETURN - THROTTLE LEVER	19	37
23-36653	BUSHING, CONNECTING ROD - PISTON PIN	27	7	24-36864	SPRING SET, BRUSH	7	17
23-36656	BEARING UNIT (1 PAIR), CONNECTING ROD (STANDARD)	27	10	24-36875	SPRING, RETURN - CLUTCH	7	30
23-36657	BEARING UNIT (1 PAIR), CONNECTING ROD (.010 U.S.)	27	10	24-36896	SPRING, PLUNGER RETURN - SOLENOID SWITCH	7	6
				24-36955	SPRING, BY-PASS VALVE - LUBRICATING ADAPTOR	57	13
				25-28627	GROMMET, VOLTAGE REGULATOR MOUNT	3	8
				25-33312	SLINGER, GREASE - DRIVE END FRAME	9	5
				25-36671	"O" RING, INLET VALVE GUIDE	23	23
				25-36673	"O" RING, EXHAUST VALVE GUIDE	23	25
				25-36679	"O" RING, PUSH ROD TUBE (LARGE)	23	31
				25-36680	"O" RING, PUSH ROD TUBE (SMALL)	23	32
				25-36705	"O" RING, BREATHER FILTER CAP	41	7

PARTS INDEX

Part Number	Description	Pg.	Ref. No.	Part Number	Description	Pg.	Ref. No.
25-36719	"O" RING, OIL FILTER ELEMENT	57	2	27-36730	GASKET, FUEL PUMP BOWL	13	3
25-36795	"O" RING, OIL FILTER	53	5	27-36733	GASKET, FUEL PUMP	13	6
25-36830	"O" RING, HEAT EXCHANGER	45	6	27-36734	GASKET, TACHOMETER SENDER TO CYLINDER BLOCK	61	30
25-36833	"O" RING, OIL LEVEL GAUGE	55	6	27-36810	GASKET, FRONT COVER	43	7
25-36887	GROMMET, RUBBER - DRIVE END HOUSING	7	4	27-36810A1	GASKET SET (MISCELLANEOUS)	38	--
25-36905	"O" RING, FLYWHEEL HOUSING	51	40	27-36811	GASKET, WATER INLET - FRONT COVER	43	8
25-36915	"O" RING, FUEL FILTER ELEMENT (SMALL)	13	27	27-36819	GASKET, SIDE COVER AND BAFFLE PLATE	15	49
25-36917	"O" RING, FUEL FILTER ELEMENT (LARGE)	13	28	27-36825	GASKET, MOUNTING COVER	13	10
25-39142	"O" RING, DISTRIBUTOR PUMP	19	8	27-36831	GASKET, OIL PAN	55	8
25-39572	"O" RING, OIL COOLER	57	29	27-36846	GASKET, WATER PUMP	43	16
26-29917	OIL SEAL, TACHOMETER SENDER BASE	61	7	27-36850	GASKET, THERMOSTAT ELBOW	45	21
26-33339	SEAL, SLIP RING END FRAME ROLLER BEARING - INNER	9	20	27-36852	GASKET, THERMOSTAT HOUSING TO CYLINDER HEAD	45	35
26-33348	SEAL, SLIP RING END FRAME ROLLER BEARING - OUTER	9	18	27-36855	GASKET, BY-PASS PIPE	45	37
26-36636	OIL SEAL, CARRIER - REAR	29	4	27-36859	GASKET, DISTRIBUTOR PUMP	19	24
26-36806	OIL SEAL, FRONT COVER	43	4	27-36891	GASKET, SOLENOID SWITCH BASE	7	9
27-33273	GASKET, BALL BEARING RETAINER PLATE	9	7	27-36907	GASKET, INSPECTION COVER AND INDICATOR PLATE	49	35
27-33347	GASKET, BRUSH HOLDER	11	43	27-36968	GASKET, FUEL LINE BANJO BOLT	13	38
27-36471	GASKET, EXHAUST MANIFOLD ELNOW	35	22	27-36978	GASKET, CONTROL COVER - DISTRIBUTOR PUMP	19	15
27-36475	GASKET, WATER INLET PLATE	35	3	27-36985	GASKET, EXHAUST MANIFOLD AND INTAKE MANIFOLD	35	30
27-36475	GASKET, WATER OUTLET PLATE	35	8	27-36985A1	GASKET SET (EXHAUST MANIFOLD)	38	--
27-36477	GASKER, INTAKE MANIFOLD CAP	37	41	27-36993	GASKET, COVER PLATE	35	13
27-36529	GASKET, LUBRICATING ADAPTOR	57	15	27-36995	GASKET, CORROSION ELEMENT RETAINER PLUG	35	17
27-36560	GASKET, TACHOMETER SENDER BASE COVER	61	13	27-36995	GASKET, EXHAUST MANIFOLD WATER DRAIN PLUG	35	20
27-36614	GASKET, HEATER VALVE HOLE PLUG	23	37	27-37018	GASKET, HEAT EXCHANGER ELBOW	45	26
27-36614	GASKET, REAR OIL GALLERY PLUG	23	13	27-37019	GASKET, WATER OUTLET HOUSING TO HEAT EXCHANGER	45	14
27-36614	OIL PAN DRAIN PLUG	55	3	28-30250	KEY, ALTERNATOR DRIVE	3	30
27-36617	GASKET, REAR TAPPET FEED GALLERY PIPE PLUG	23	15	28-36643	KEY, CRNAKSHAFT GEAR AND VIBRATION DAMPER	29	13
27-36622	GASKET, OIL FILTER PLUG SCREW	57	6	28-36739	KEY, CAMSHAFT TIMING GEAR	33	2
27-36688	GASKET, CYLINDER HEAD	23	33	28-36762	KEY, VALVE STEM	31	9
27-36688A1	GASKET SET (CYLINDER HEAD)	38	--	30-20802	BEARING, BALL - DRIVE END FRAME	9	6
27-36697	GASKET, ROCKER COVER TO CYLINDER HEAD	41	2				
27-36721	GASKET, OIL FILTER	57	9				

PARTS INDEX

Part Number	Description	Pg.	Ref. No.	Part Number	Description	Pg.	Ref. No.
31-33355	BEARING, ROLLER - SLIP RING END FRAME	9	19	32-39005	HOSE, HEAT EXCHANGER TO MANIFOLD (23 1/2") . .	47	55
32-36506	HOSE, WATER OUTLET HOUSING TO WATER PUMP	45	18	33-36708	GLOW PLUG, CYLINDER HEAD	25	47
32-36509	FUEL LINE, INLET - FUEL TANK TO FUEL PUMP . . .	13	19	35-33602	SCREEN, FLAME ARRESTOR - BRUSH HOLDER	11	42
32-36510	HOSE, OIL COOLER TO HEAT EXCHANGER (13") .	59	47	35-36913	FUEL FILTER ASSEMBLY . .	13	24
32-36511	HOSE, HEAT EXCHANGER TO MANIFOLD (21") - EARLY STYLE	47	55	35-36997	ELEMENT, CORROSION - EXHAUST MANIFOLD . . .	35	18
32-36512	HOSE, WATER OUTLET PLATE ELBOW TO EXHAUST ELBOW (17 1/4")	35	27	37-32851	DECAL, INSTRUMENT PANEL	63	14
32-36514	HOSE, BY-PASS TO WATER PUMP (3 1/4")	47	40	37-36530	DECAL, HEAT EXCHANGER	45	10
32-36678	TUBE, PUSH ROD - CYLINDER HEAD	23	30	37-36551	DECAL, INSTRUMENT PANEL - STOP	63	16
32-36700	TUBE, WATER - CYLINDER HEAD	23	--	37-36552	DECAL, INSTRUMENT PANEL - GLOPLUG	63	15
32-36834	TUBE, OIL LEVEL GAUGE - CYLINDER BLOCK	55	5	38-36531	NAME PLATE, TAPPET CLEARANCE - ROCKER COVER	41	10
32-36923	PIPE, LEAK-OFF	21	55	39-36659	PISTON RING, COMPRESSION - CHROMED (STANDARD) .	27	5
32-36938	INJECTOR LINE, DISTRIBUTOR PUMP TO #1 INJECTOR	17	33	39-36660	PISTON RING, COMPRESSION - CHROMED (.010 O.S.) . . .	27	5
32-36939	INJECTOR LINE, DISTRIBUTOR PUMP TO #3 INJECTOR	17	31	39-36661	PISTON RING, COMPRESSION - CHROMED (.020 O.S.) . . .	27	5
32-36940	INJECTOR LINE, DISTRIBUTOR PUMP TO #4 INJECTOR	17	30	39-36662	PISTON RING, COMPRESSION - TAPERED (STANDARD) . .	27	4
32-36941	INJECTOR LINE, DISTRIBUTOR PUMP TO #2 INJECTOR	17	32	39-36663	PISTON RING, COMPRESSION - TAPERED (.010 O.S.)	27	4
32-36961	PIPE, OIL OUTLET - ADAPTOR TO OIL COOLER (LONG)	57	20	39-36664	PISTON RING, COMPRESSION - TAPERED (.020 O.S.)	27	4
32-36962	PIPE, OIL INLET - ADAPTOR TO OIL COOLER (SHORT)	57	19	39-36665	PISTON RING, SCRAPER (STANDARD)	27	3
32-36963	FUEL LINE, FUEL PUMP TO FUEL FILTER	13	34	39-36666	PISTON RING, SCRAPER (.010 O.S.)	27	3
32-36964	FUEL LINE, DRAIN - FUEL FILTER TO DISTRIBUTOR PUMP	13	36	39-36667	PISTON RING, SCRAPER (.020 O.S.)	27	3
32-36965	FUEL LINE, OVERFLOW - FUEL FILTER TO LEAK-OFF PIPE CONNECTOR .	15	43	40-36669	LOCK RING, PISTON PIN . .	27	2
32-36966	FUEL LINE, FUEL FILTER TO DISTRIBUTOR PUMP	13	35	43-36642	GEAR, CRANKSHAFT TIMING	29	12
32-37000	OIL LINE, CYLINDER HEAD TO CYLINDER BLOCK . . .	61	1	43-36738	GEAR, CAMSHAFT TIMING .	33	6
32-37001	OIL LINE, TACHOMETER SENDER TO FUEL PUMP MOUNTING COVER	61	34	43-36784	GEAR, DRIVER - OIL PUMP	53	13
32-37006	HOSE, TRANSOM PLATE TO OIL COOLER (47")	59	43	43-36785	GEAR, IDLER - OIL PUMP . .	53	11
				43-36854	GEAR, IDLER - ADJUSTOR CYLINDER	33	28
				47-36844	IMPELLER, WATER PUMP .	43	10
				50-36861	STARTER MOTOR ASSEMBLY	5	48
				50-36861	STARTER MOTOR ASSEMBLY, COMPLETE .	7	1
				53-36799	RING, SNAP - VERTICAL DRIVE SHAFT	53	21

PARTS INDEX

Part Number	Description	Pg.	Ref. No.	Part Number	Description	Pg.	Ref. No.
53-36880	RING, LOCK - CLUTCH PLATES	7	36	54-36986	CLAMP, EXHAUST MANIFOLD AND INTAKE MANIFOLD STUD	35	34
53-36883	RING, LOCK - BRAKE SHOE	7	28	224-2442	FLYWHEEL ASSEMBLY	51	45
54-22627	CLAMP, WIRING HARNESS TO BOAT	3	9	393-1053A1	GROUND LEAD ASSEMBLY, BREAKER	61	17
54-22690	CLAMP, WIRING HARNESS TO BOAT	65	61	393-1504A7	BREAKER ASSEMBLY, TACHOMETER SENDER	61	15
54-22690	CLAMP, WIRING HARNESS TO MOUNTING BRACKET	65	54	393-1586	GROMMET, PLASTIC - BREAKER	61	16
54-22740	CLIP, WIRING HARNESS LEADS	13	14	394-1106A1	HOLDER AND CAM WICK ASSEMBLY	61	10
54-22875	CLIP, WIRING HARNESS TO STARTER MOTOR BOLT TAB	5	53	432-2435	CRANKSHAFT	29	1
54-22875	CLIP, WIRING HARNESS TO STARTER MOTOR STUD TAB	5	65	433-2441	CAMSHAFT	33	1
54-24836	CLIP, WIRING HARNESS LEAD TO PORT FRONT MOUNTING BRACKET	49	27	615-2436	CONNECTING ROD ASSEMBLY	27	6
54-24871	CLIP, WIRING HARNESS TO FLYWHEEL COVER	51	58	738-2437	PISTON ASSEMBLY (STANDARD)	27	1
54-24871	CLIP, WIRING HARNESS TO FLYWHEEL COVER STUD TAB	51	66	738-2438	PISTON ASSEMBLY (.010 O.S.)	27	1
54-26550	CLIP, WIRING HARNESS LEADS TO FUEL SHUT-OFF SOLENOID MOUNT	17	6	738-2439	PISTON ASSEMBLY (.020 O.S.)	27	1
54-32533	CLAMP, AIR CLEANER TO INTAKE MANIFOLD	37	39	844-2434	CYLINDER BLOCK ASSEMBLY	23	1
54-32779	CLAMP, HOSE TO HEAT EXCHANGER AND MANIFOLD	47	56	939-2440	CYLINDER HEAD ASSEMBLY	23	18
54-32779	CLAMP, HOSE TO OIL COOLER AND HEAT EXCHANGER	59	48				
54-32779	CLAMP, HOSE TO TRANSOM PLATE AND OIL COOLER	59	44				
54-32780	CLAMP, HOSE TO BY-PASS PIPE AND WATER PUMP	47	42				
54-32780	CLAMP, HOSE TO WATER OUTLET HOUSING AND WATER PUMP	45	19				
54-32781	CLAMP, HOSE TO THERMOSTAT ELBOW AND HEAT EXCHANGER ELBOW	45	28				
54-32880	CLAMP, WATER HOSE TO ELBOW	35	29				
54-33329	CLIP, TERMINAL - STATOR LEADS	9	3				
54-36433	CLIP, RESISTOR - MOUNTING BRACKET	65	50				
54-36480	CLAMP, HEAT ECCHANGER TO EXHAUST MANIFOLD HOSE	45	31				
54-36480	CLAMP, TRANSOM PLATE HOSE TO FLYWHEEL COVER	51	71				