



# PARTS CATALOG

## 90 ENGINE AND STERNDRIVE

### SERIAL NUMBER

90 I/L4 1970-1972 .....	2898020 THRU 3225967
90 RENAULT 96 I/L4 1970-1972 .....	2851424 THRU 3226957
90 (Sterndrive) 1970-1972 .....	2898020 THRU 3225967

# TABLE OF CONTENTS:

CAMSHAFT, CRANKSHAFT, PISTONS, FLYWHEEL AND STATOR .....	28
CARBURETOR ASSEMBLY .....	16
CYLINDER BLOCK, OIL PAN AND OIL PUMP MARINE 90 SHORT-BLOCK .....	24
DISTRIBUTOR ASSEMBLY AND COIL .....	8
DRIVE SHAFT HOUSING, WATER PUMP AND GEAR ASSEMBLY .....	48
EXHAUST MANIFOLD, INTAKE MANIFOLD AND EXHAUST ELBOW .....	32
FLYWHEEL HOUSING AND MOUNTING HOUSING .....	36
FUEL PUMP, FUEL LINES AND CARBURETOR .....	12
GEAR HOSUING ASSEMBLY - PROP .....	54
GEAR HOUSING ASSEMBLY - DRIVE .....	52
GIMBAL RING ASSEMBLY, SENDER/RECIEVER HOUSING .....	44
GIMBAL/BELL HOUSING ASSEMBLY .....	40
HYDRAULIC PUMP AND CONTROL PANEL .....	58
PARTS INDEX .....	64
STARTER MOTOR ASSEMBLY .....	6
TILT CYLINDERS AND HYDRAULIC HOSES .....	62
TOP COVER, ROCKER SHAFT AND CYLINDER HEAD .....	20
TRANSOM PLATE ASSEMBLY .....	38
WIRING HARNESS, STARTER MOTOR, VOLTAGE REGULATOR AND RECTIFI .....	2

**NOTE:** Indented description indicate that these parts are included in preceeding assembly.

**AR** = As Required

**NSS** = Not Sold Separate

**OPT** = Optional

**NS** = Not Shown

**THESE PARTS BOOKS/FICHE CARD ARE COPYRIGHTED AND MAY NOT BE DISTRIBUTED OR REPRODUCED IN ANY OTHER FORMAT BY ANYONE OTHER THAN MERCURY MARINE WITHOUT THE PRIOR WRITTEN CONSENT OF MERCURY MARINE.**

# **REPLACEMENT PARTS ! WARNING !**

Electrical, ignition and fuel system components on MerCruiser Engines and Stern Drives are designed and manufactured to comply with U.S. Coast Guard Rules and Regulations to minimize risks of fire or explosion. Use of replacement electrical, ignition or fuel system components, which do not comply to these rules and regulations, could result in a fire or explosion hazard and should be voided.

When servicing the electrical, ignition and fuel systems, it is extremely important that all components are properly installed and tightened. If not, any electrical or ignition component opening would permit sparks to ignite fuel vapors from fuel system leaks, if they existed.

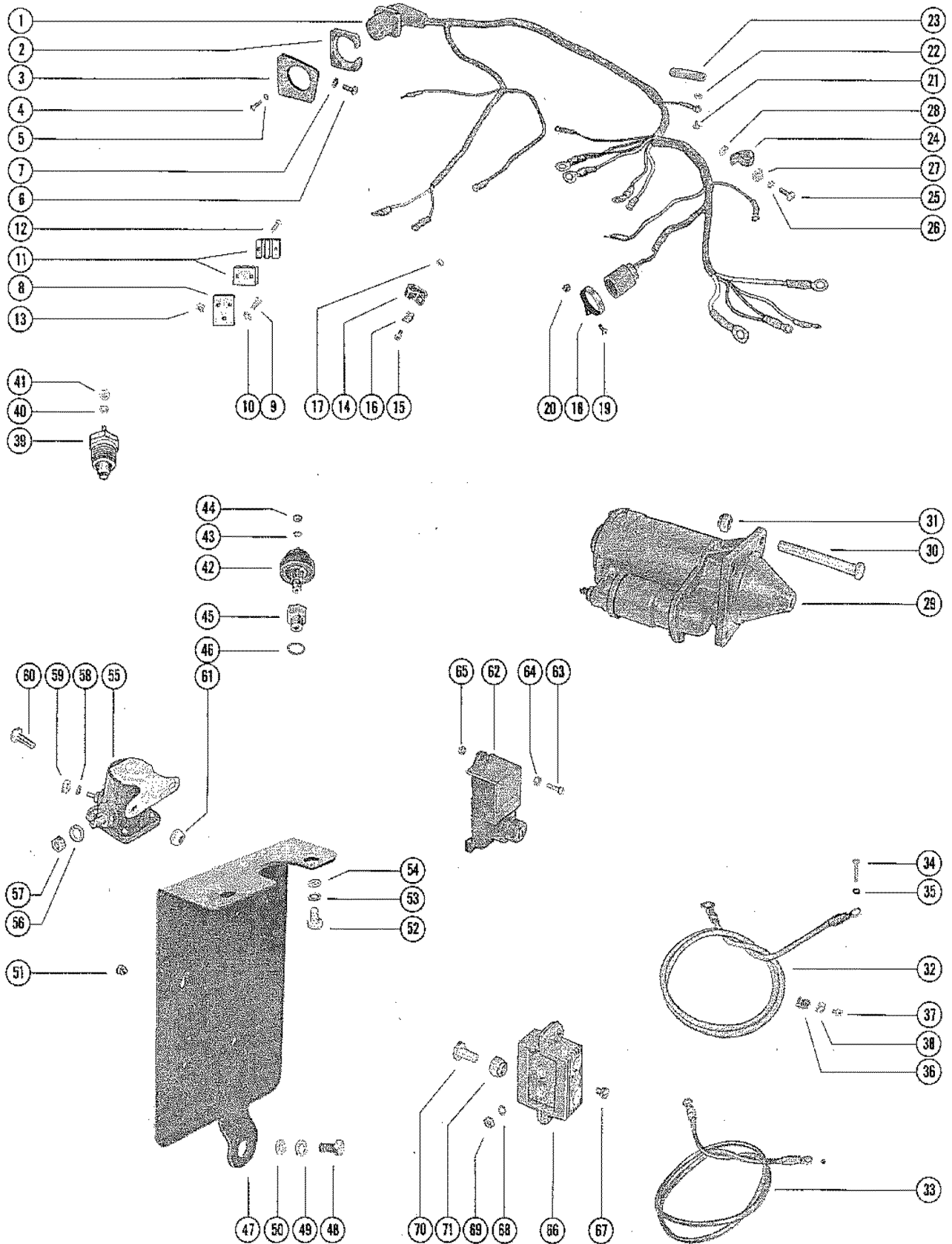
## **ENGINE MECHANICAL COMPONENTS**

Many of the engine mechanical components are designed for marine applications. Unlike automotive engines, marine engines are subjected to extended periods of heavy load and wide- open-throttle operation, therefore, require heavy-duty components. Special marine engine parts have design and manufacturing specifications, which are required to provide long life and dependable performance. Marine engine parts also must be able to resist the corrosive action of salt or brackish water that will rust or corrode standard automotive parts within a short period of time.

Failure to use recommended Mercury Precision Parts OR Quicksilver service replacement parts can result in poor engine performance and/or durability, rapid corrosion of parts subjected to salt water and possibly complete failure of the engine.

Use of parts other than recommended service replacement parts will void the warranty on those parts which are damaged as a result of the use of other than recommended parts.

# WIRING HARNESS, STARTER MOTOR, VOLTAGE REGULATOR AND RECTIFI

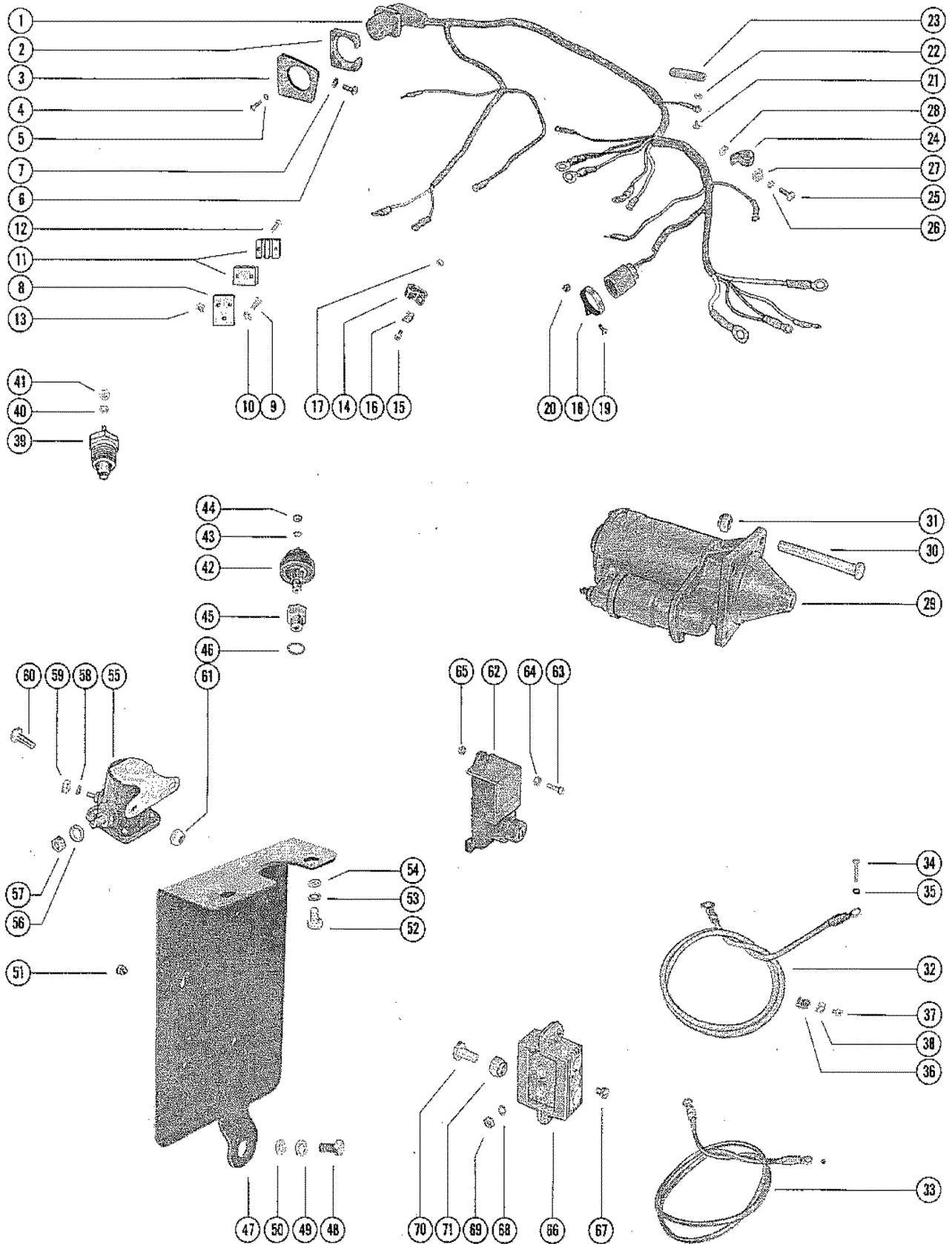


# WIRING HARNESS, STARTER MOTOR, VOLTAGE REGULATOR AND RECTIFI

REF. NO.	PART NO.	SYM.	QTY.	DESCRIPTION
1	56823		1	WIRING HARNESS, EXTERNAL
2	26079		1	PLATE, WIRING HARNESS TO MOUNTING BRACKET
3	56731		1	BRACKET MOUNTING - WIRING HARNESS (NOT AS SHOWN)
4	10-46718		4	SCREW, WIRING HARNESS PLATE TO MOUNTING BRACKET (3/4")
5	13-26995		4	LOCKWASHER, WIRING HARNESS PLATE SCREW
6	10-58510		3	SCREW, MOUNTING BRACKET TO CYLINDER BLOCK
7	13-46523		3	LOCKWASHER, MOUNTING BRACKET SCREW
8	56620		1	BRACKET, MOUNTING - HARNESS LEAD CLAMP
9	10-20055		1	SCREW, BRACKET TO FLYWHEEL HOUSING
10	13-26996		1	LOCKWASHER, BRACKET SCREW
11	39974		2	CLAMP, WIRING HARNESS LEADS
12	10-22387		2	SCREW, CLAMP TO MOUNTING BRACKET (1")
13	11-53153		2	NUT, CLAMP SCREW
14	54-39788		1	CLIP, WIRING HARNESS
15	10-25764		1	SCREW, WIRING HARNESS CLIP (1/2")
16	22789		1	"D" WAHSER, WIRING HARNESS CLIP SCREW
17	11-46438		1	NUT, WIRING HARNESS CLIP SCREW
18	54-46770		1	CLAMP, WIRING HARNESS TO VOLTAGE REGULATOR
19	10-29227		1	SCREW, WIRING HARNESS CLAMP
20	11-34388		1	NUT, WIRING HARNESS CLAMP SCREW
21	10-24231		1	SCREW, WIRING HARNESS LEAD ATTACHING (1/4")
22	11-46438		1	NUT, WIRING HARNESS LEAD SCREW
23	23-32914		1	SLEEVE, WIRING HARNESS LEAD SCREW
24	54-22690		1	CLIP, WIRING HARNESS ATTACHING
25	10-25764		1	SCREW, WIRING HARNESS CLIP TO SOLENOID MOUNTING BRACKET
26	13-26996		1	LOCKWASHER, WIRING HARNESS CLIP SCREW
27	22789		1	"D" WASHER, WIRING HARNESS CLIP SCREW
28	11-46438		1	NUT, WIRING HARNESS CLIP SCREW
29	50-58059		1	STARTER MOTOR ASSEMBLY (SEE D12 FOR PARTS BREAKDOWN)
30	10-37388		1	SCREW, STARTER MOTOR AND FLYWHEEL HOUSING TO CYLDR BLK 2 3/4
	10-46197		2	SCREW, STARTER MOTOR AND FLYWHEEL HOUSING TO CYLDR BLK 3 1/2
31	11-34933		3	NUT, STARTER MOTOR AND FLYWHEEL HOUSING SCREW
32	38540		1	BATTERY CABLE, POSITIVE (RED)
33	38539		1	BATTERY CABLE, NEGATIVE (BLACK)
34	10-38524		1	SCREW, POSITIVE BATTERY CABLE TO CYLINDER BLOCK
35	13-39107		1	LOCKWASHER, BATTERY CABLE SCREW
36	54-22627		2	CLAMP, BATTERY CABLE TO BOAT
37	10-22793		2	SCREW, BATTERY CABLE CLAMP TO BOAT (7/8")
38	22789		2	"D" WASHER, BATTERY CABLE CLAMP SCREW

CONTINUED ON NEXT PAGE ➡

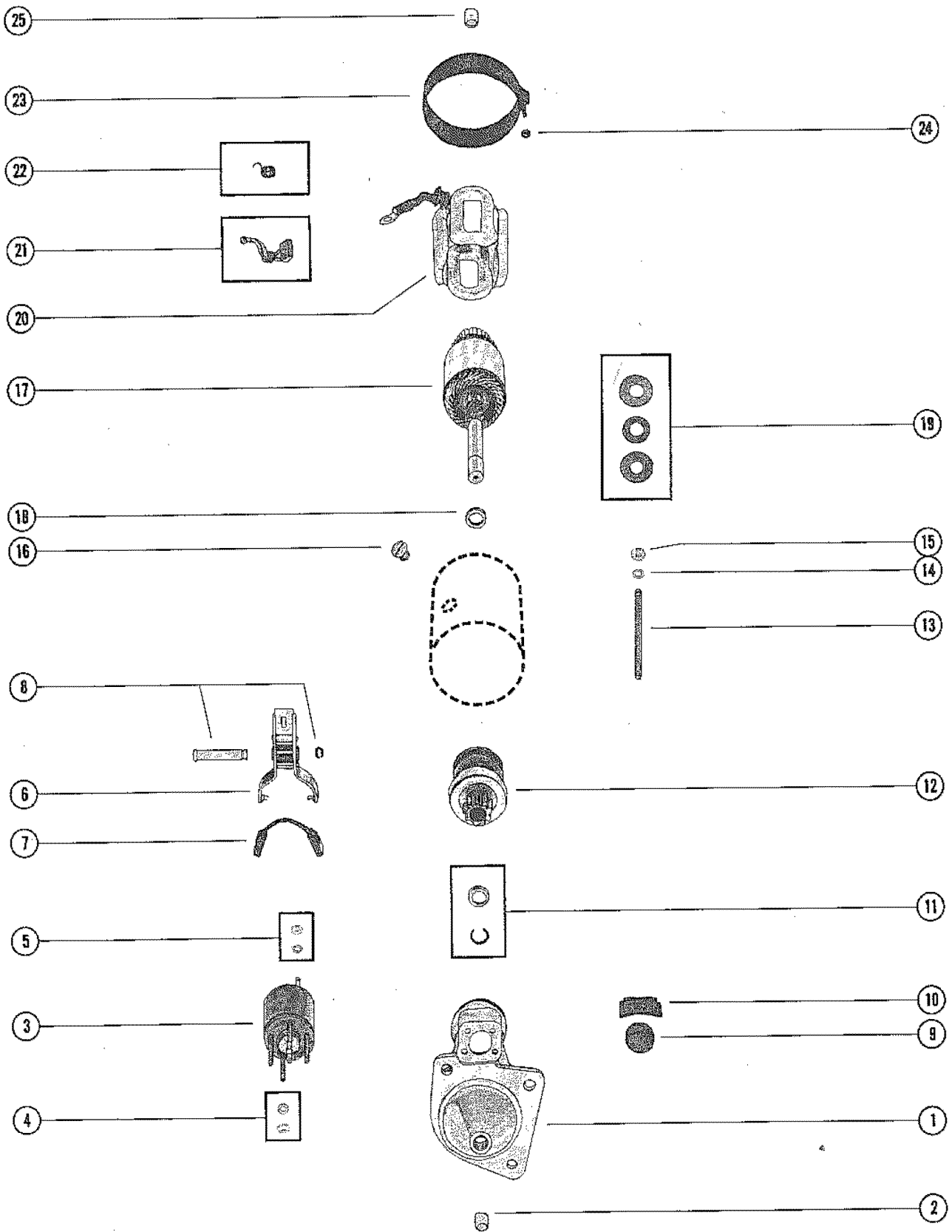
# WIRING HARNESS, STARTER MOTOR, VOLTAGE REGULATOR AND RECTIFI



# WIRING HARNESS, STARTER MOTOR, VOLTAGE REGULATOR AND RECTIFIER

REF. NO.	PART NO.	SYM.	QTY.	DESCRIPTION
39	48952		1	WATER TEMPERATURE SENDER ASSEMBLY, FRONT MOUNT HOUSING
40	13-26996		1	LOCKWASHER, WATER TEMPERATURE SENDER TERMINAL (#10)
41	11-20645		1	NUT, WATER TEMPERATURE SENDER TERMINAL (10-32)
42	38559		1	OIL PRESSURE SENDER ASSEMBLY, CYLINDER BLOCK
43	12-20878		1	WASHER, OIL PRESSURE SENDER TERMINAL (#10)
44	11-20645		1	NUT, OIL PRESSURE SENDER TERMINAL (10-32)
45	38557		1	ADAPTOR, OIL PRESSURE SENDER TO CYLINDER BLOCK
46	27-38558		1	GASKET, OIL PRESSURE SENDER ADAPTOR
47	56205		1	BRACKET, MOUNTING - STARTER SOLENOID, RECTIFIER AND VOLTAGE R
48	10-38563		1	SCREW, MOUNTING BRACKET TO CYLINDER TO BLOCK
49	13-20758		1	LOCKWASHER, MOUNTING BRACKET SCREW
50	12-20553		1	WASHER, MOUNTING BRACKET SCREW
51	49342		1	BUMPER, STARTER SOLENOID - MOUNTING BRACKET
52	10-25299		2	SCREW, MOUNTING BRACKET TO EXHAUST MANIFOLD (3/4")
53	13-20202		2	LOCKWASHER, MOUNTING BRACKET SCREW
54	12-20331		2	WASHER, MOUNTING BRACKET SCREW
55	25661		1	STARTER SOLENOID
56	13-20202		2	LOCKWASHER, STARTER SOLENOID TERMINAL(5/16")
57	11-20083		2	NUT, STARTER SOLENOID TERMINAL (5/16")
58	13-26996		2	LOCKWASHER, STARTER SOLENOID TERMINAL (#10)
59	11-20645		2	NUT, STARTER SOLENOID TERMINAL (10-32)
60	10-21548		2	SCREW, STARTER SOLENOID TO MOUNTING BRACKET (3/4")
61	11-20361		2	NUT, STARTER SOLENOID SCREW
62	46011A1		1	VOLTAGE REGULATOR ASSEMBLY
63	10-25764		3	SCREW, VOLTAGE REGULATOR TO MOUNTING BRACKET (1/2")
64	13-26996		3	LOCKWASHER, VOLTAGE REGULATOR SCREW
	13-26996		3	LOCKWASHER, VOLTAGE REGULATOR SCREW
65	11-46438		3	NUT, VOLTAGE REGULATOR SCREW
66	32177A1		1	RECTIFIER ASSEMBLY
67	10-29852		1	SCREW, HARNESS LEAD TO RECTIFIER (3/8")
68	13-26996		1	LOCKWASHER, RECTIFIER TERMINAL
69	11-20645		1	NUT, RECTIFIER TERMINAL
70	10-26065		1	SCREW, RECTIFIER TO MOUNTING BRACKET (1")
71	11-35814		0	NUT, RECTIFIER SCREW

# STARTER MOTOR ASSEMBLY

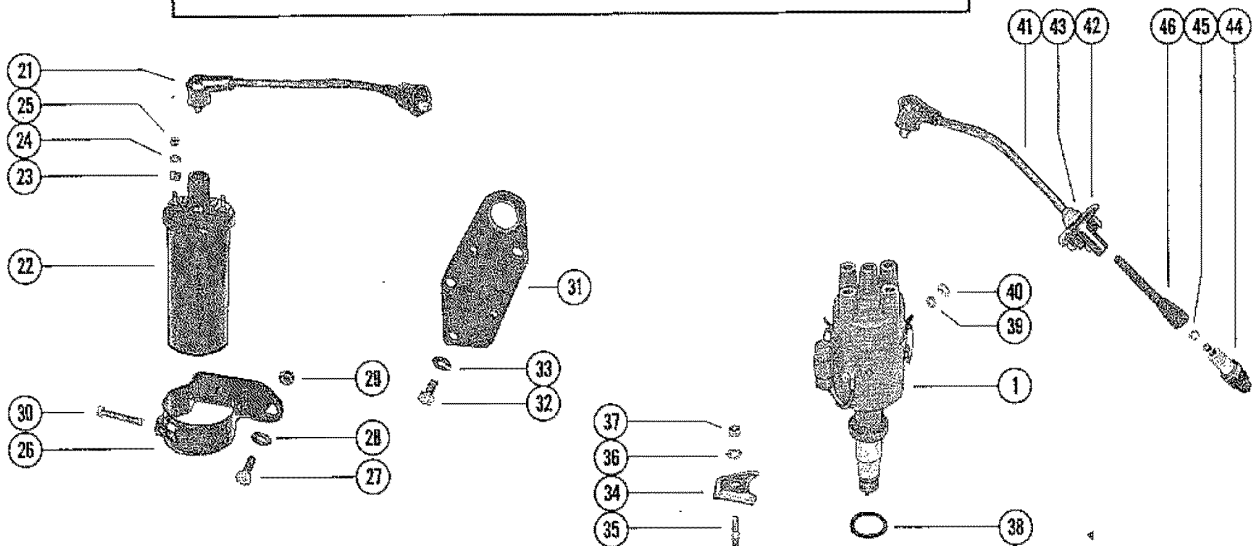
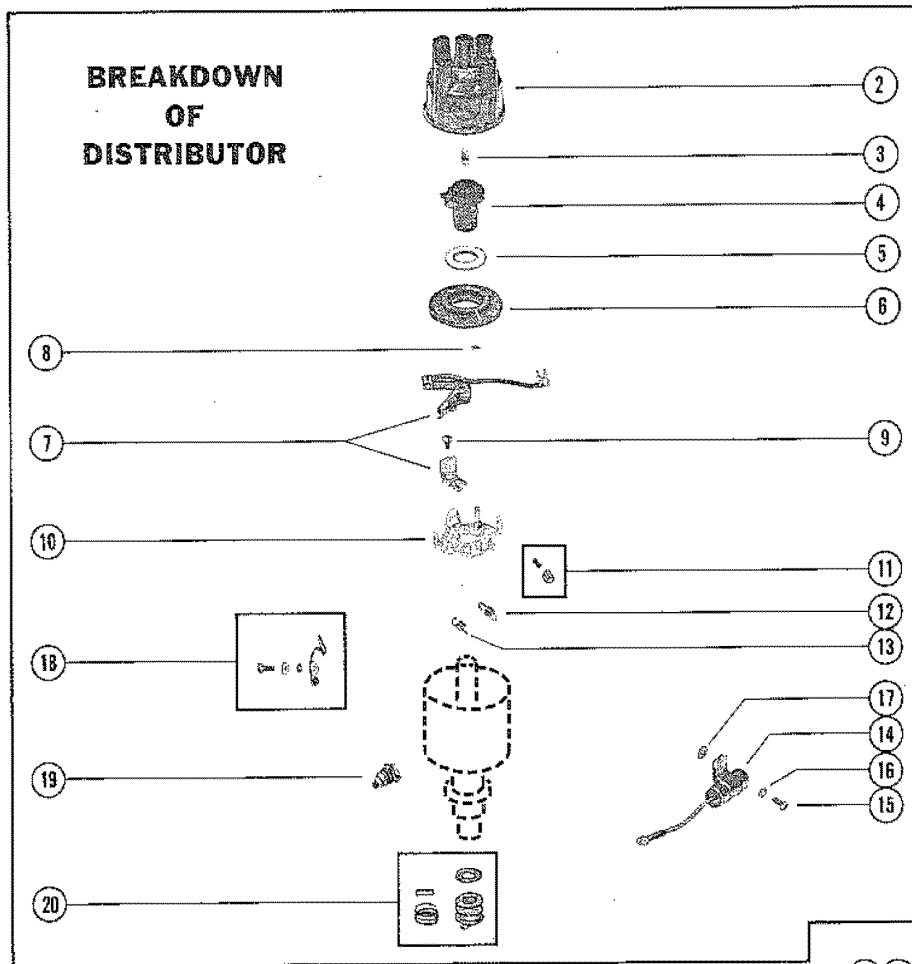




# STARTER MOTOR ASSEMBLY

REF. NO.	PART NO.	SYM.	QTY.	DESCRIPTION
-	50-58059		1	STARTER MOTOR ASSEMBLY, COMPLETE
1	58067		1	HOUSING, STARTER
2	23-37154		1	BUSHING, STARTER HOUSING
3	58060		1	STARTER SOLENOID, STARTER HOUSING
4	11-58063		1	NUT KIT, STARTER SOLENOID TO STARTER HOUSING
5	11-58071		1	NUT AND TERMINAL KIT, STARTER SOLENOID
6	58061		1	ARM, STARTER SOLENOID
7	58064		1	INSERT, STARTER SOLENOID ARM
8	17-58062		1	PIN ASSEMBLY, SOLENOID ARM TO STARTER HOUSING
9	19-58066		1	PLUG, STARTER HOUSING
10	58065		1	BUMPER, SOLENOID TO STARTER HOUSING
11	23-58068		1	BUSHING ASSEMBLY, CLUTCH DRIVE RETAINING
12	58069		1	DRIVE ASSEMBLY, CLUTCH
13	10-58077		2	BOLT, THRU - STARTER HOUSING
14	13-58073		4	LOCKWASHER,, THRU BOLT
15	11-58074		4	NUT, STARTER HOUSING THRU BOLT
16	10-46653		4	SCREW, STARTER FIELD COIL
17	58075		1	ARMATURE
18	23-58070		1	BUSHING, ARMATURE SHAFT
19	12-58072		1	WAHSER KIT, ARMATURE
20	58075		1	FIELD COIL ASSEMBLY
21	58076		1	BRUCH KIT, STARTER (POSITIVE AND NEGATIVE)
22	24-46662		1	SPRING KIT, STARTER BRUSH
23	46658		1	BAND, STARTER MOTOR
24	11-46659		1	NUT, STARTER MOTOR BAND SCREW
25	23-37154		1	BUCHING, END COVER

# DISTRIBUTOR ASSEMBLY AND COIL

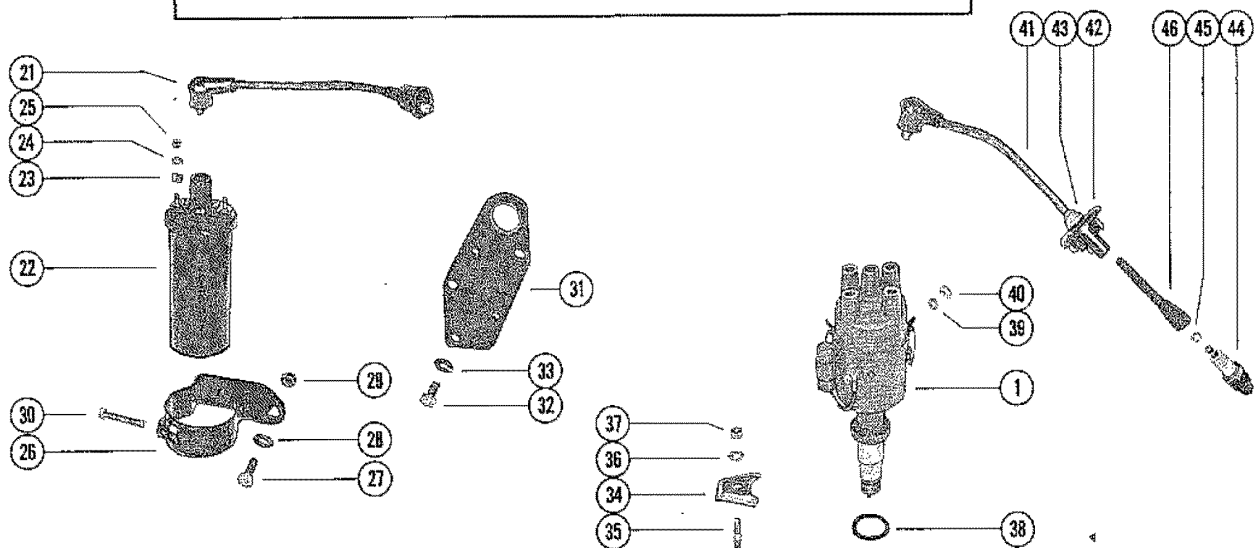
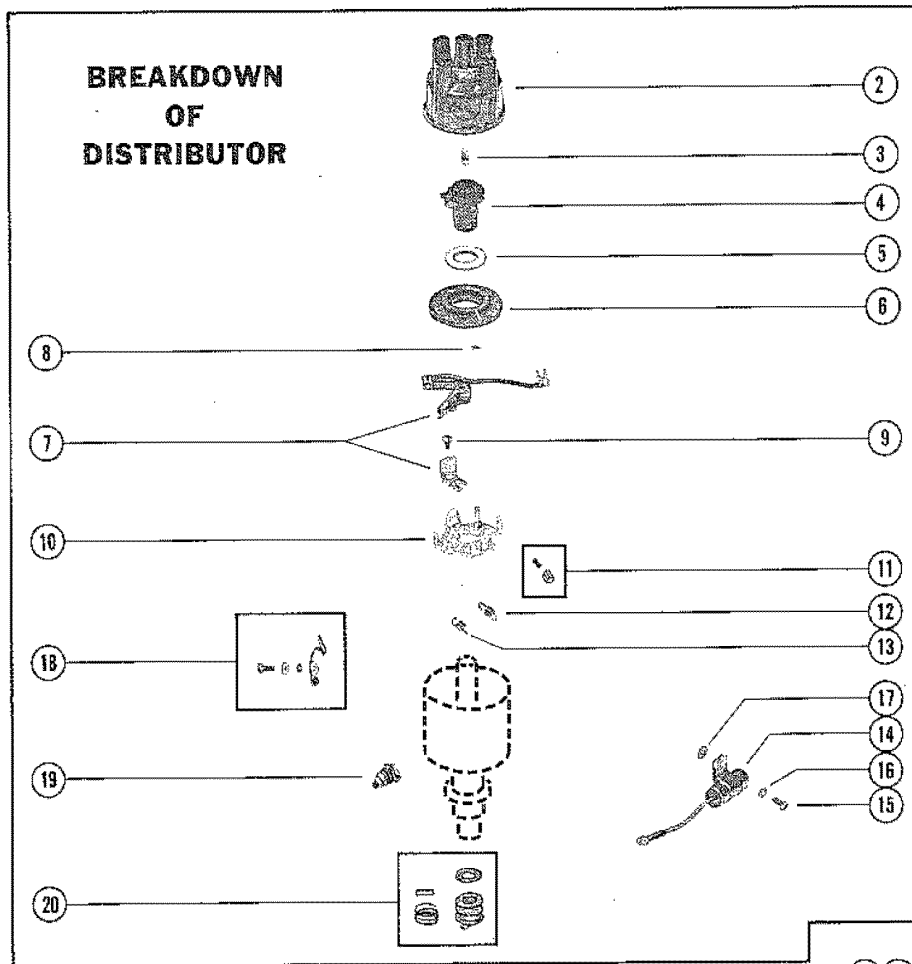


# DISTRIBUTOR ASSEMBLY AND COIL

REF. NO.	PART NO.	SYM.	QTY.	DESCRIPTION
1	58577		1	DISTRIBUTOR ASSEMBLY, COMPLETE
2	46630		1	CAP ASSEMBLY, DISTRIBUTOR
3	46631		1	BALL AND SPRING ASSEMBLY, DISTRIBUTOR CAP
4	46632		1	ROTOR, DISTRIBUTOR
5	12-46967		1	WASHER, FELT - DISTRIBUTOR ROTOR
6	46969		1	SHIELD, BREAKER ASSEMBLY
7	46635		1	BREAKER ASSEMBLY, DISTRIBUTOR
8	18-46633		1	PIN (HAIR), RETAINING - BREAKER ASSEMBLY
9	10-46636		1	SCREW, BREAKER ASSEMBLY TO DISTRIBUTOR
10	58584		1	PLATE, MOUNTING - BREAKER ASSEMBLY
11	58583		1	WIPER KIT, DISTRIBUTOR ROTOR
12	24-58580		1	SPRING, CAM BREAKER ADVANCE WEIGHT (LIGHT COIL)
13	24-58581		1	SPRING, CAM BREAKER ADVANCE WEIGHT (HEAVY COIL)
14	46626		1	CONDENSER
15	10-46629		1	SCREW, CONDENSER TO DISTRIBUTOR
16	13-26996		1	LOCKWASHER, CONDENSER SCREW
17	13-58582		1	LOCKWASHER, CONDENSER SCREW (STAR)
18	46625		1	RETAINER KIT, DISTRIBUTOR CAP
19	10-46622		1	SCREW, PRIMARY TERMINAL
20	58579		1	DRIVE KIT, DISTRIBUTOR
21	57017		1	LEAD ASSEMBLY, COIL TO DISTRIBUTOR (8 1/2")
22	38547		1	COIL ASSEMBLY, IGNITION
23	12-45075		2	WASHER, SQUARE - COIL TERMINAL
24	13-26996		2	LOCKWASHER, COIL TERMINAL
25	11-20645		2	NUT, COIL TERMINAL
26	33321		1	BRACKET, COIL
27	10-27165		1	SCREW, COIL BRACKET TO MOUNTING BRACKET (3/4")
28	12-20553		1	WASHER, COIL BRACKET SCREW
29	11-52412		1	NUT, COIL BRACKET SCREW
30	10-33311		1	SCREW, COIL ATTACHING BRACKET
31	56207		1	BRACKET, COIL MOUNTING - LIFTING EYE
32	10-56405		2	SCREW, MOUNTING BRACKET TO CYLINDER BLOCK
	10-45628		1	SCREW, MOUNTING BRACKET TO CYLINDER BLOCK
33	13-26992		2	LOCKWASHER, MOUNTING BRACKET SCREW
	13-39107		1	LOCKWASHER, MOUNTING BRACKET SCREW
34	37036		1	CLAMP, DISTRIBUTOR TO CYLINDER HEAD
35	16-37176		1	STUD, DISTRIBUTOR CLAMP TO CYLINDER HEAD
36	12-37175		1	WASHER, DISTRIBUTOR CLAMP STUD
37	11-37177		1	NUT, DISTRIBUTOR CLAMP STUD
38	27-37058		1	GASKET, DISTRIBUTOR
39	13-26995		1	LOCKWASHER, GROUND WIRE NUT
40	11-38824		1	NUT, GROUND WIRE TO DISTRIBUTOR
41	57018--9		3	LEAD ASSEMBLY, HIGH TENSION - DISTRIBUTOR (9")

CONTINUED ON NEXT PAGE ➡

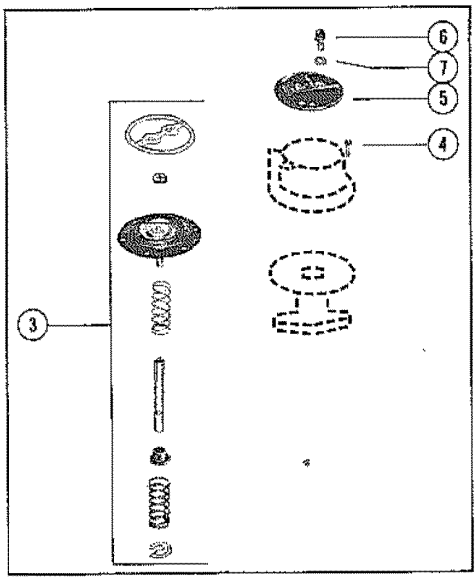
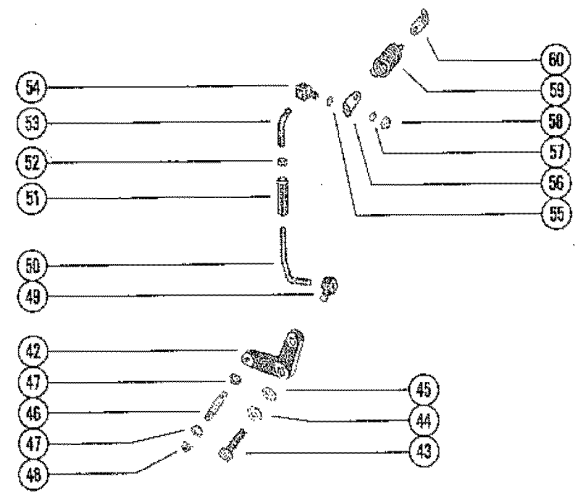
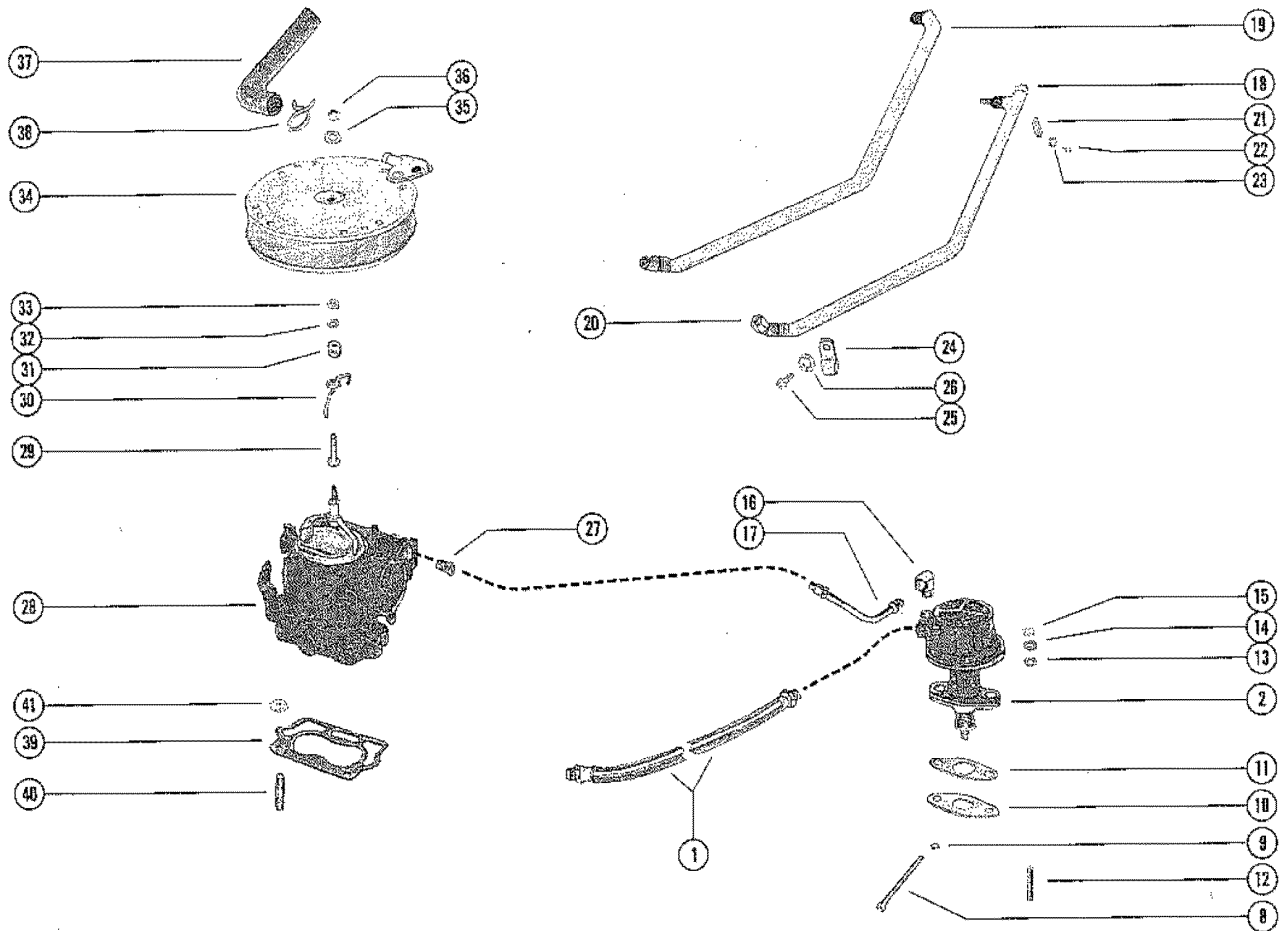
# DISTRIBUTOR ASSEMBLY AND COIL



## DISTRIBUTOR ASSEMBLY AND COIL

REF. NO.	PART NO.	SYM.	QTY.	DESCRIPTION
41	57018-12		1	LEAD ASSEMBLY, HIGH TENSION - DISTRIBUTOR (12")
42	58594		4	PROTECTOR, HIGH TENSION LEAD
43	58593		4	SEAL, HIGH TENSION LEAD
44	33-57955		4	SPARK PLUG (ACR-42XL)
45	13-46628		4	LOCKWASHER, SPARK PLUG TERMINAL
46	58572		4	CONNECTOR, SPARK PLUG TO HIGH TENSION LEAD

# FUEL PUMP, FUEL LINES AND CARBURETOR

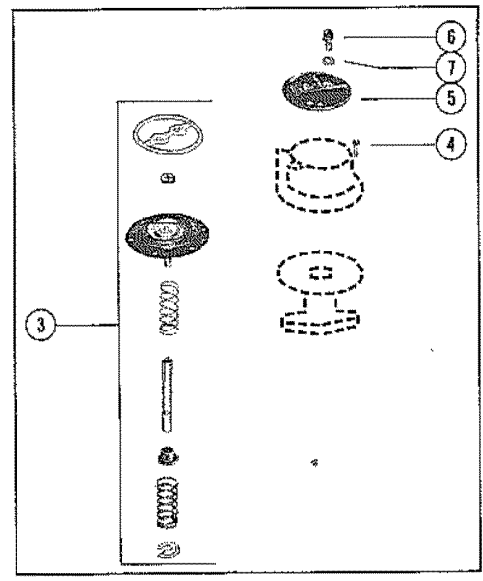
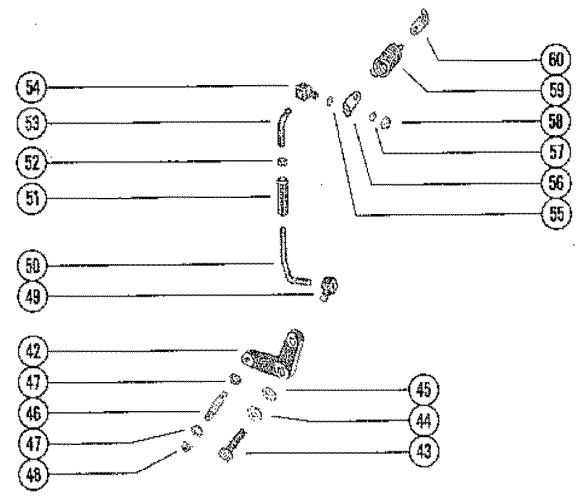
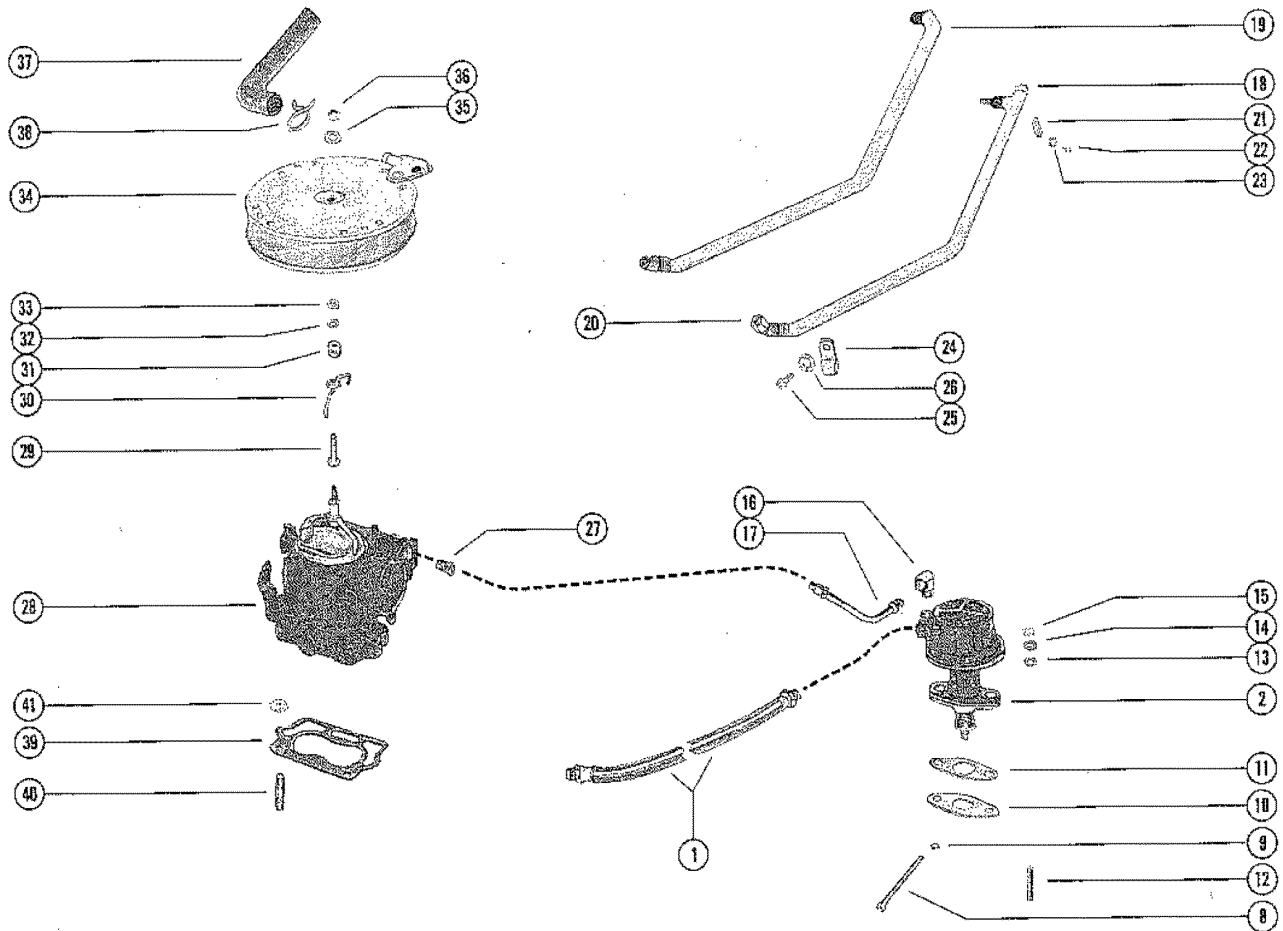


# FUEL PUMP, FUEL LINES AND CARBURETOR

REF. NO.	PART NO.	SYM.	QTY.	DESCRIPTION
1	32-57020		1	FUEL LINE, INLET - FUEL TANK TO FUEL PUMP
2	58514		1	FUEL PUMP ASSEMBLY
3	58542		1	REPAIR KIT, FUEL PUMP
4	10-46629		6	SCREW, FUEL PUMP CLAMPING
5	58585		1	CAP, FUEL PUMP FILTER
6	10-58567		2	SCREW, FILTER CAP ATTACHING
7	12-46643		2	WASHER, FILTER CAP SCREW
8	58592		1	ROD, FUEL PUMP ACTUATING
9	53-58591		1	SNAP RING, PUMP ROD
10	58590		1	SPACER, FUEL PUMP
11	27-58589		2	GASKET, FUEL PUMP TO CYLINDER HEAD
12	16-46522		2	STUD, FUEL PUMP TO CYLINDER HEAD
13	12-58588		2	WASHER, FUEL PUMP STUD
14	12-58587		2	WASHER, FUEL PUMP STUD
15	11-58586		2	NUT, FUEL PUMP STUD
16	22-38214		1	ELBOW, FUEL PUMP OUTLET
17	32-56729		1	FUEL LINE, FUEL PUMP TO CARBURETOR
18	32-56219		1	PIPE, CHOKE - CARBURETOR TO INTAKE MANIFOLD
19	56511		1	COVER, CHOKE PIPE
20	11-21310		1	NUT, COMPRESSION - CHOKE PIPE
21	54-56510		1	CLIP, CHOKE PIPE TO EXHAUST MANIFOLD
22	10-49309		1	SCREW, CHOKE PIPE CLIP TO EXHAUST MANIFOLD (3/8")
23	13-26996		1	LOCKWASHER, CHOKE PIPE CLIP SCREW
24	54-56406		1	CLIP, CHOKE PIPE TO INTAKE MANIFOLD
25	10-20031		1	SCREW, CHOKE PIPE CLIP TO INTAKE MANIFOLD
26	13-26992		1	LOCKWASHER, CHOKE PIPE CLIP SCREW
27	22-58153		1	FITTING, CARBURETOR FUEL INLET
28	1351-4263A1		1	CARBURETOR ASSEMBLY <b>SEE E4 FOR BREAKDOWN SERIAL 00000000-03225967</b>
	1351-4263A2		1	CARBURETOR ASSEMBLY <b>SEE E4 FOR BREAKDOWN SERIAL 03225968-09999999</b>
29	10-24644		1	SCREW, FLAME ARRESTOR TO CARBURETOR (1 3/8") <b>SERIAL 00000000-03225967</b>
	10-20784		1	SCREW, FLAME ARRESTOR TO CARBURETOR (1 1/2") <b>SERIAL 03225968-09999999</b>
30	52734		1	BALL, MOUNTING - FLAME ARRESTOR
31	23-35555		1	SPACER, FLAME ARRESTOR SCREW <b>SERIAL 00000000-03225967</b>
	23-61343		1	SPACER, FLAME ARRESTOR SCREW <b>SERIAL 03225968-09999999</b>
32	12-20533		1	WASHER, FLAME ARRESTOR SCREW (BOTTOM)
33	11-28941		1	NUT, JAM - FLAME ARRESTOR SCREW
34	56732		1	FLAME ARRESTOR, CARBURETOR <b>SERIAL 00000000-03225967</b>

CONTINUED ON NEXT PAGE ➡

# FUEL PUMP, FUEL LINES AND CARBURETOR

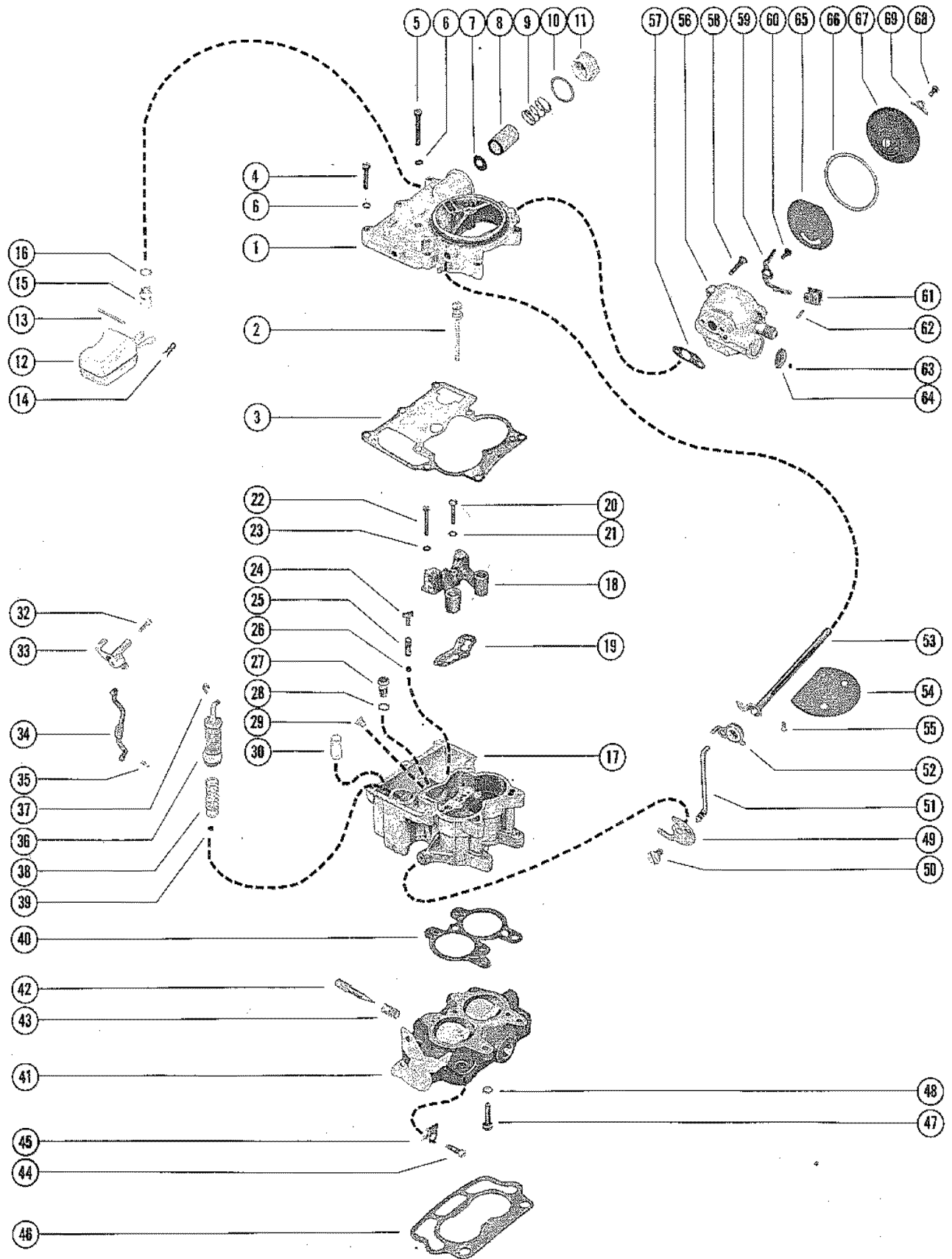




## FUEL PUMP, FUEL LINES AND CARBURETOR

REF. NO.	PART NO.	SYM.	QTY.	DESCRIPTION
34	61314		1	FLAME ARRESTOR, CARBURETOR <b>SERIAL 03225968-09999999</b>
35	12-22937		1	WASHER, FLAME ARRESTOR SCREW (TOP)
36	11-20586		1	NUT, FLAME ARRESTOR SCREW
37	32-56506		1	HOSE, VENT - FLAME ARRESTOR TO TOP COVER <b>SERIAL 00000000-03225967</b>
	32-61108		1	HOSE, VENT - FLAME ARRESTOR TO TOP COVER <b>SERIAL 03225968-09999999</b>
38	54-53101		2	CLAMP, VENT HOSE TO FLAME ARRESTOR AND TOP COVER
39	27-32910		1	GASKET, CARBURETOR TO INTAKE MANIFOLD
40	16-33111		4	STUD, CARBURETOR MOUNTING
41	11-46793		4	NUT, CARBURETOR MOUNTING STUD
42	55942		1	LEVER, THROTTLE
43	10-38507		1	SCREW, THROTTLE LEVER TO INTAKE MANIFOLD
44	12-20553		1	WASHER, THROTTLE LEVER SCREW (1/16" THICK)
45	12-57792		1	WASHER, THROTTLE LEVER SCREW (1/8" THICK)
46	16-38525		1	STUD, THROTTLE CABLE ATTACHING
47	12-24664		2	WASHER, THROTTLE CABLE STUD
48	11-20586		1	NUT, THROTTLE CABLE STUD
49	27947		1	SWIVEL, LINK ROD TO THROTTLE LEVER
50	35626		1	LINK ROD, THROTTLE LEVER SWIVEL TO ADJUSTING SLEEVE (LOWER)
51	33393		1	SLEEVE, ADJUSTING - LINK ROD
52	11-25168		1	NUT, JAM - ADJUSTING SLEEVE TO LOWER LINK ROD
53	33394		1	LINK ROD, CARBURETOR SWIVEL TO ADJUSTING SLEEVE (UPPER)
54	38983		1	SWIVEL, LINK ROD TO CARBURETOR
55	12-30164		1	WASHER, LINK ROD SWIVEL
56	26551		1	BRACKET, THROTTLE RETURN SPRING
57	12-35950		1	WASHER, LINK ROD SWIVEL
58	11-20110		1	NUT, LINK ROD SWIVEL
59	24-57863		1	SPRING THROTTLE RETURN
60	58133		1	BRACKET, THROTTLE RETURN SPRING (CARBURETOR)

# CARBURETOR ASSEMBLY

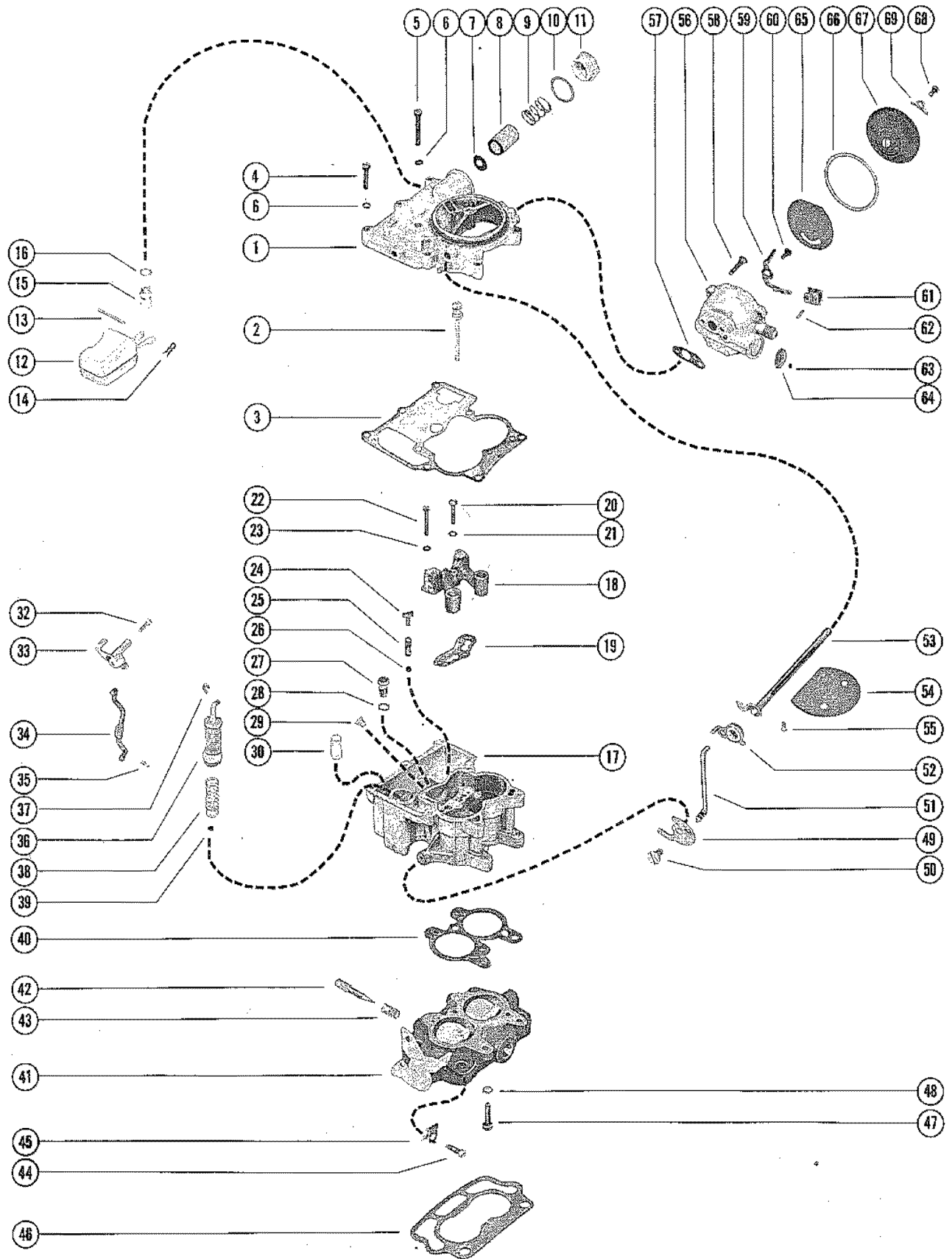


# CARBURETOR ASSEMBLY

REF. NO.	PART NO.	SYM.	QTY.	DESCRIPTION
-	1351-4263A1		1	CARBURETOR ASSEMBLY, COMPLETE SERIAL 03225967-09999999
-	1351-4263A2		1	CARBURETOR ASSEMBLY, COMPLETE SERIAL 00000000-03225968
1	1397-4336		1	AIR HORN
2	1397-2256		1	POWER PISTON ASSEMBLY
3			1	GASKET, AIR HORN
4	10-33043		7	SCREW, AIR HORN TO FLOAT BOWL (SHORT)
5	10-33048		1	SCREW, AIR HORN TO FLOAT BOWL (LONG)
6	13-26996		8	LOCKWASHER, AIR HORN SCREW
7	27-58384		1	GASKET, FUEL FILTER
8	35-53336		1	FILTER, FUEL INLET
9	24-48143		1	SPRING, FUEL FILTER
10			1	GASKET, FUEL INLET NUT
11	1397-4337		1	NUT, FUEL INLET - AIR HORN
12	1397-2060		1	FLOAT ASSEMBLY
13	17-33037		1	PIN, HINGE - FLOAT TO AIR HORN
14			1	CLIP, FLOAT PIN
15			1	INLET NEEDLE AND SEAT ASSEMBLY
16			1	GASKET, INLET NEEDLE AND SEAT
17	1397-2636		1	FLOAT BOWL ASSEMBLY
18	1397-2640		1	VENTURI CLUSTER ASSEMBLY, FLOAT BOWL
19			1	GASKET, VENTURI CLUSTER
20	10-33034		1	SCREW, VENTURI CLUSTER TO FLOAT BOWL (CENTER)
21			1	GASKET, VENTURI CLUSTER SCREW (CENTER)
22	10-33033		2	SCREW, VENTURI CLUSTER TO FLOAT BOWL (OUTER)
23	13-26995		2	LOCKWASHER, VENTURI CLUSTER SCREW (OUTER)
24			1	GUIDE, PUMP DISCHARGE - FLOAT BOWL
25			1	SPRING, PUMP DISCHARGE - FLOAT BOWL
26			1	BALL, PUMP DISCHARGE - FLOAT BOWL
27			1	POWER VALVE ASSEMBLY, FLOAT BOWL
28			1	GASKET, POWER VALVE
29	1397-2447		2	JET, FLOAT BOWL (STANDARD)
30			1	STRAINER, PUMP INLET
32	10-33047		1	SCREW, AIR HORN PUMP LEVER
33	1397-2054		1	PUMP SHAFT AND LEVER ASSEMBLY, AIR HORN
34	1397-2051		1	ROD, PUMP
35			1	CLIP RETAINER - PUMP ROD
36			1	PUMP ASSEMBLY, FLOAT BOWL
37			1	CLIP, RETAINER - FLOAT BOWL PUMP
38			1	SPRING, PUMP RETURN - FLOAT BOWL
39			1	BALL, CHECK - PUMP INLET - FLOAT BOWL
40			1	GASKET, THROTTLE BODY
41	1397-2639		1	THROTTLE BODY ASSEMBLY

CONTINUED ON NEXT PAGE ➡

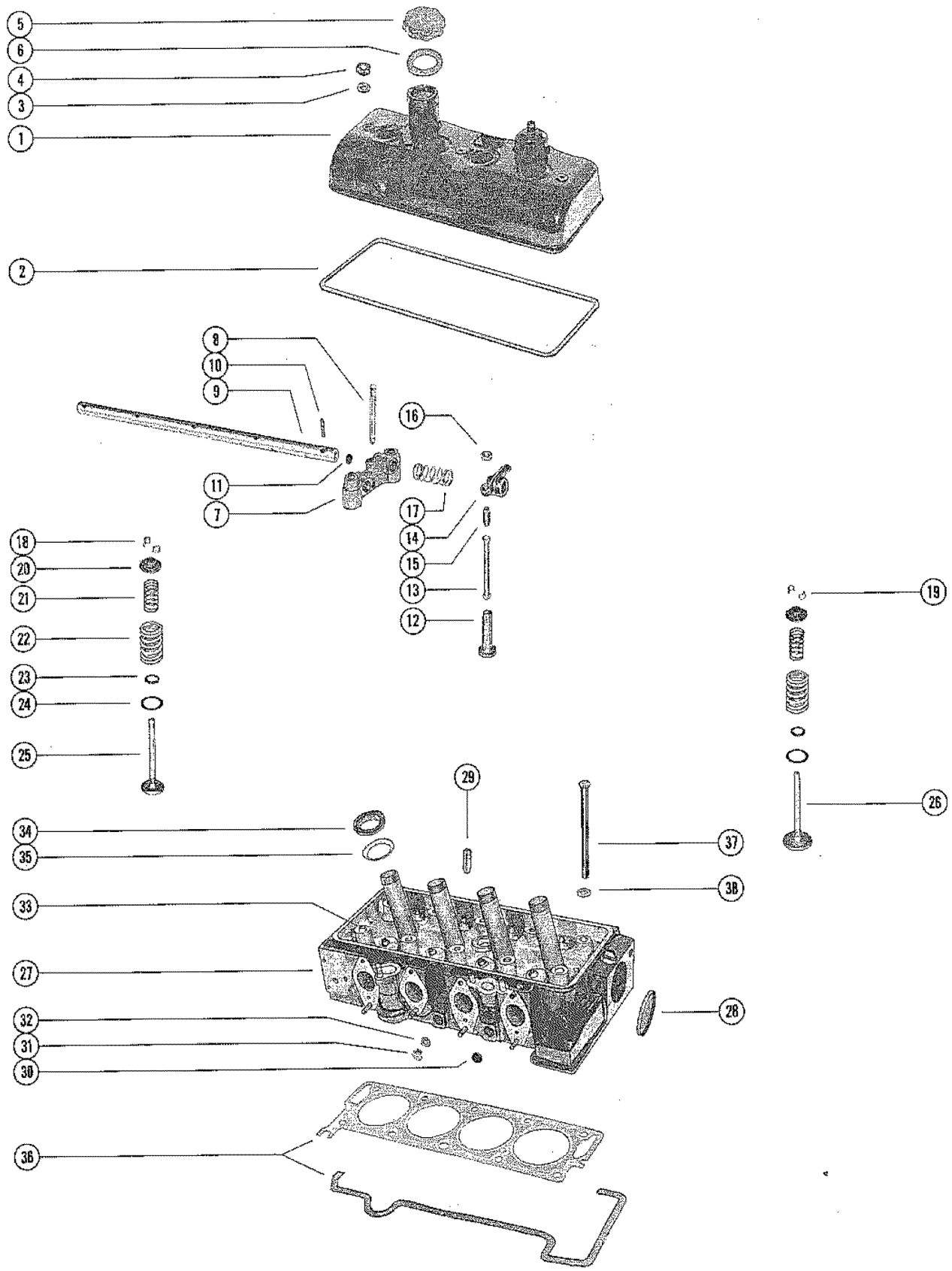
# CARBURETOR ASSEMBLY



# CARBURETOR ASSEMBLY

REF. NO.	PART NO.	SYM.	QTY.	DESCRIPTION
42			2	IDLE ADJUSTING NEEDLE, THROTTLE BODY
43	24-33050		2	SPRING, IDLE ADJUSTING NEEDLE
44	1397-2638		1	IDLE STOP SCREW, THROTTLE BODY
45	54-39108		1	CLIP, IDLE STOP SCREW
46			1	GASKET, CARBURETOR FLANGE
47	10-33052		3	SCREW, THROTTLE BODY TO FLOAT BOWL
48	13-21547		3	LOCKWASHER THROTTLE BODY SCREW
49	1397-2071		1	CAM, FAST IDLE - FLOAT BOWL
50	10-33042		1	SCREW, FAST IDLE CAM TO FLOAT BOWL
51	1397-2052		1	ROD, CHOKE
52	1397-4257		1	CHOKE LEVER AND COLLAR ASSEMBLY, CHOKE SHAFT
53	1397-2632		1	CHOKE SHAFT ASSEMBLY
54	1397-3825		1	VALVE, CHOKE - CHOKE SHAFT
55	10-33045		2	SCREW, CHOKE VALVE TO CHOKE SHAFT
56	1397-4339		1	CHOKE HOUSING ASSEMBLY
57			1	GASKET, CHOKE HOUSING
58	10-33053		2	SCREW, CHOKE HOUSING TO AIR HORN
59	1397-2629		1	LEVER ASSEMBLY, CHOKE PISTON
60	10-33056		1	SCREW, CHOKE PISTON LEVER TO CHOKE HOUSING
61	1397-4341		1	CHOKE PISTON, CHOKE HOUSING
62	17-33049		1	PIN, CHOKE PISTON TO CHOKE PISTON LEVER
63	1397-2050		1	PLUG, BALL - CHOKE HOUSING
64	19-33041		1	WELCH PLUG, CHOKE HOUSING
65	1397-2110		1	PLATE, BAFFLE - CHOKE HOUSING
66			1	GASKET, STAT COVER AND COIL
67	1397-4340		1	STAT COVER AND COIL ASSEMBLY
68	10-33047		3	SCREW, STAT COVER AND COIL TO CHOKE HOUSING
69	54-33036		3	RETAINER, STAT COVER AND COIL TO CHOKE HOUSING SCREW
-	<b>1397-2637</b>		<b>1</b>	<b>OVERHAUL KIT</b>
-	<b>1397-3464</b>		<b>1</b>	<b>POWER CARBURETOR KIT</b>
-	<b>1397-2634</b>		<b>1</b>	<b>GASKET KIT</b>

# TOP COVER, ROCKER SHAFT AND CYLINDER HEAD

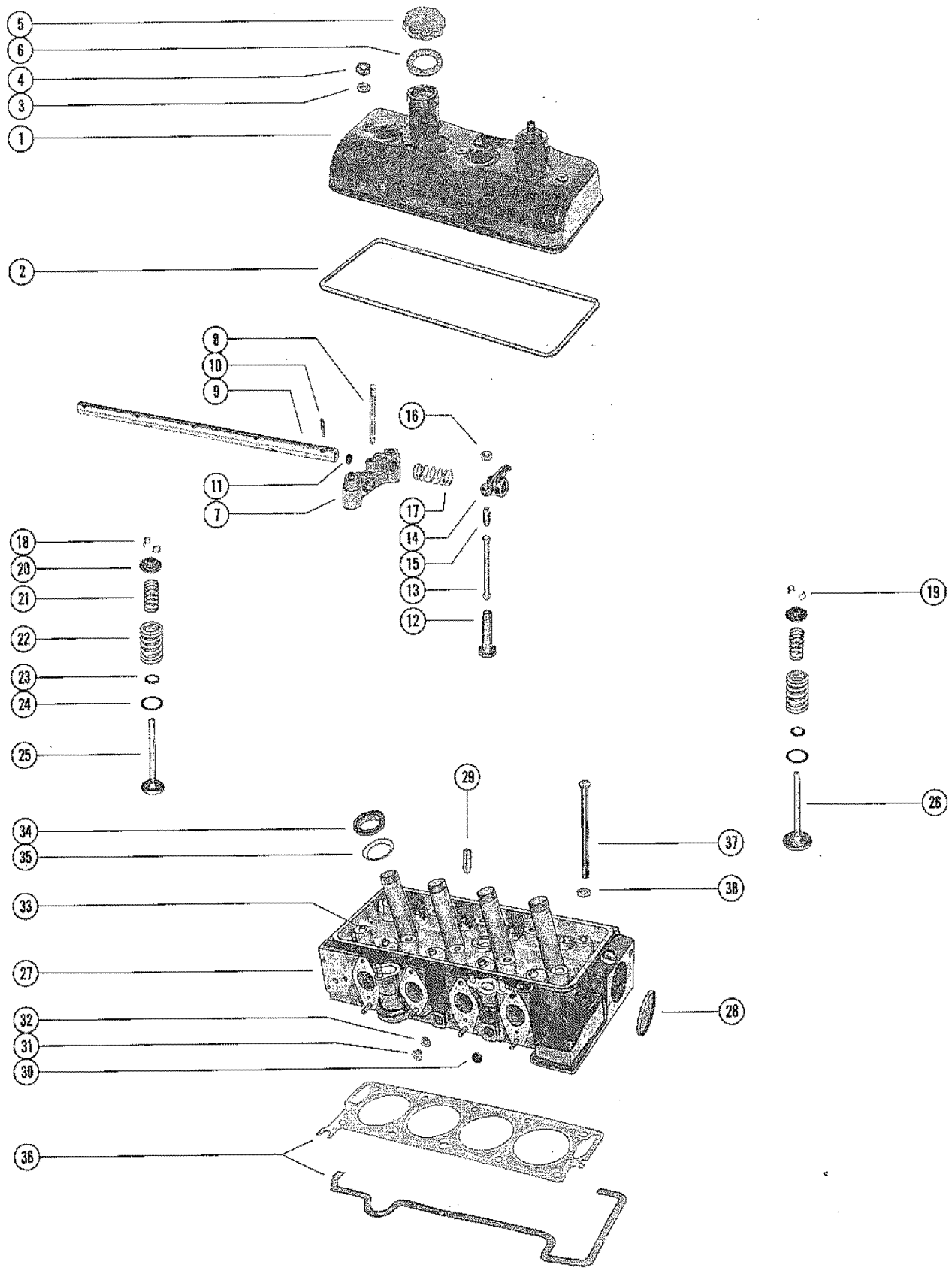


# TOP COVER, ROCKER SHAFT AND CYLINDER HEAD

REF. NO.	PART NO.	SYM.	QTY.	DESCRIPTION
1	58526		1	COVER, TOP
2	27-58527		1	GASKET, TOP COVER
3	12-58537		3	WASHER, TOP COVER FASTENING NUT
4	11-58536		3	NUT, TOP COVER FASTENING
5	46556		1	CAP, OIL FILLER
6	27-58535		1	GASKET, OIL FILLER CAP
7	58543		2	SUPPORT, ROCKER SHAFT (INTERMEDIATE)
	58545		3	SUPPORT, ROCKER SHAFT (FRONT, CENTER AND REAR)
8	16-58555		3	STUD, MOUNTING - TOP COVER
9	58556		2	SHAFT, ROCKER
10	17-58544		3	PIN, ROCKER SHAFT TO SUPPORT
11	19-46577		4	WELCH PLUG, ROCKER SHAFT
12	46593		AR	LIFTER, PUSH ROD (12MM)
	46594		AR	LIFTER, PUSH ROD (12.2MM)
13	58552		4	ROD, PUSH - EXHAUST
	58551		4	ROD, PUSH - INLET
14	58576		4	ARM, ROCKER - INLET
	58558		4	ARM, ROCKER - EXHAUST
15	10-46593		8	SCREW, ADJUSTING - PUSH ROD
16	11-46585		8	NUT, LOCK - PUSH ROD ADJUSTING SCREW
17	24-58557		8	SPRING, ROCKER SHAFT
18	28-46580		4	KEY, EXHAUST VALVE (DOUBLE GROOVE)
19	28-46579		4	KEY, INLET VALVE (SINGLE GROOVE)
20	58546		8	CAP, VALVE SPRING (UPPER)
21	24-58547		8	SPRING, VALVE (INNER)
22	24-58548		8	SPRING, VALVE (OUTER)
23	12-58549		8	WASHER, VALVE SPRING (LOWER - SMALL)
24	12-58550		8	WASHER, VALVE SPRING (LOWER - LARGE)
25	58559		4	VALVE, EXHAUST (SMALL HEAD)
26	58553		4	VALVE, INLET (LARGE HEAD)
27	940-4351		1	CYLINDER HEAD ASSEMBLY
28	19-46563		1	PLUG EXPANSION - CYLINDER HEAD
29	46561		AR	VALVE GUIDE (13.10MM)
	46560		AR	VALVE GUIDE (13.25MM)
30	19-58532		2	PLUG, EXPANSION - CYLINDER HEAD
	19-58540		3	PLUG, EXPANSION - CYLINDER HEAD
31	22-58533		1	PLUG, CYLINDER HEAD
32	27-58534		1	GASKET, CYLINDER HEAD PLUG
33	23-58530		2	BUSHING, OIL PORT
34	58528		4	SEAL, SPARK PLUG TUBE TO COVER

CONTINUED ON NEXT PAGE ➡

# TOP COVER, ROCKER SHAFT AND CYLINDER HEAD

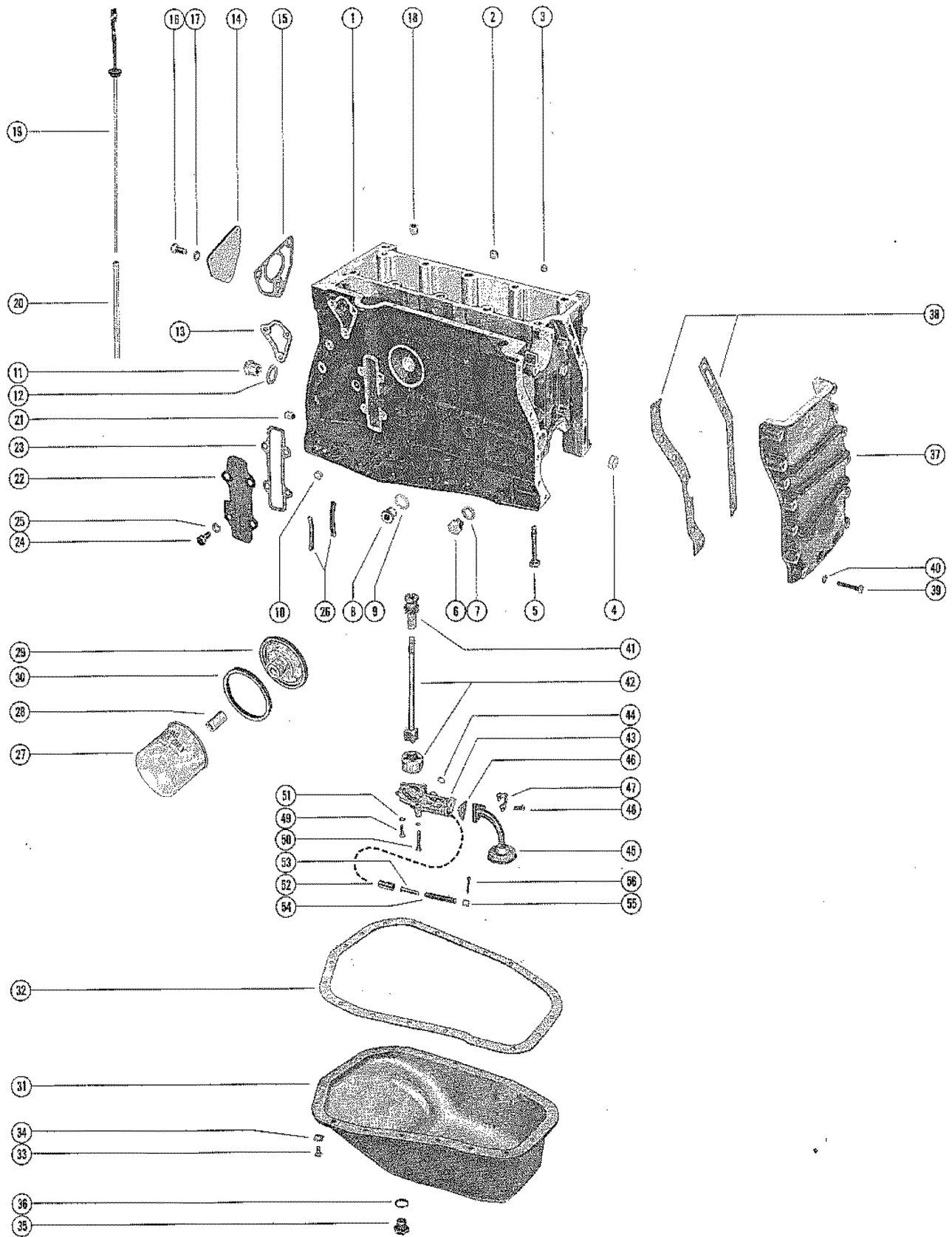




# TOP COVER, ROCKER SHAFT AND CYLINDER HEAD

REF. NO.	PART NO.	SYM.	QTY.	DESCRIPTION
35	58529		4	RETAINER, SPARK PLUG TUBE SEAL
36	27-60848A1		1	GASKET KIT, CYLINDER HEAD
37	10-58539		5	BOLT, CYLINDER HEAD TO CYLINDER BLOCK (195MM)
	10-58538		5	BOLT, CYLINDER HEAD TO CYLINDER BLOCK (215MM)
38	12-58541		10	WASHER, CYLINDER HEAD BOLT

# CYLINDER BLOCK, OIL PAN AND OIL PUMP MARINE 90 SHORT-BLOCK

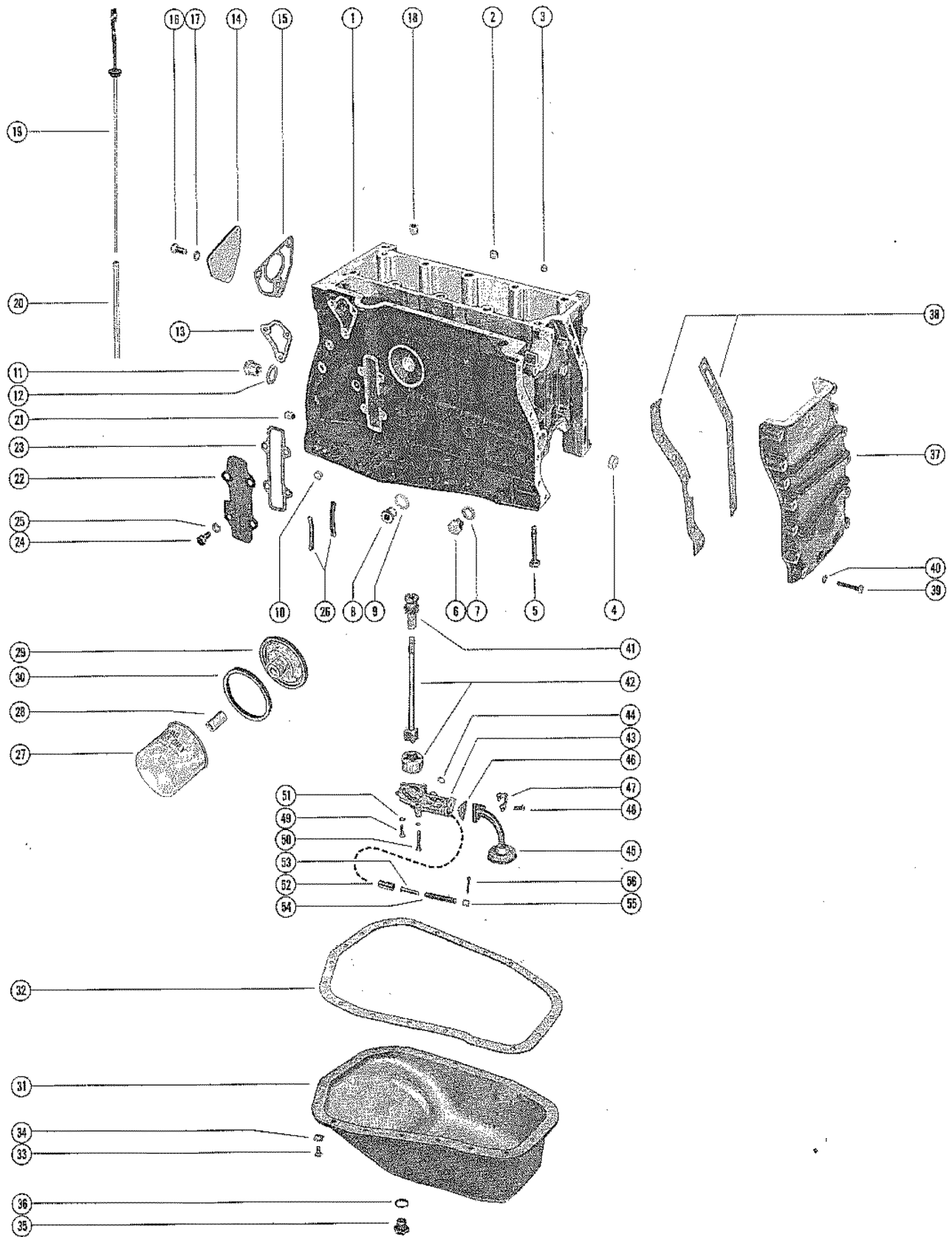


# CYLINDER BLOCK, OIL PAN AND OIL PUMP MARINE 90 SHORT-BLOCK

REF. NO.	PART NO.	SYM.	QTY.	DESCRIPTION
1	845-4346		1	CYLINDER BLOCK ASSEMBLY
2	19-46516		1	PLUG, EXPANSION - CYLINDER BLOCK (TOP)
3	19-46515		2	PLUG, EXPANSION - CYLINDER BLOCK (TOP)
4	19-46503		1	PLUG, EXPANSION - CYLINDER BLOCK (FRONT)
5	10-46504		10	BOLT, MAIN BEARING CAP TO CYLINDER BLOCK (67.5MM)
6	10-46506		1	PLUG, CYLINDER BLOCK
7	12-46505		1	WASHER, CYLINDER BLOCK PLUG
8	19-58573		2	PLUG, CYLINDER BLOCK
9	12-46507		2	WASHER, CYLINDER BLOCK PLUG
10	19-46509		1	PLUG, EXPANSION - CYLINDER BLOCK (SIDE)
11	19-58512		1	PLUG, CYLINDER BLOCK - REAR
12	12-46513		1	WASHER, CYLINDER BLOCK REAR PLUG
13	27-58511		1	GASKET, WIRING HARNESS BRACKET TO CYLINDER BLOCK
14	46537		1	COVER, CAMSHAFT HOLE - CYLINDER BLCOK
15	27-46524		1	GASKET, CAMSHAFT HOLE COVER
16	10-58510		3	SCREW, CAMSHAFT HOLE COVER TO CYLINDER BLOCK (20MM)
17	13-37141		3	LOCKWASHER, CAMSHAFT HOLE COVER SCREW
18	23-37127		1	BUSHING, OIL PUMP SHAFT - CYLINDER BLOCK
19	56202		1	GAUGE, OIL LEVEL (DIP STICK)
20	32-58513		1	TUBE, OIL LEVEL GAUGE - CYLINDER BLOCK
21	23-46689		2	SPACER, ALIGNMENT - CYLINDER BLOCK TO FLYWHEEL HOUSING
22	46511		1	COVER, INSPECTION - CYLINDER BLOCK
23	27-46510		1	GASKET, INSPECTION COVER
24	10-58510		4	SCREW, INSPECTION COVER TO CYLINDER BLOCK (20MM)
25	13-37141		4	WASHER, INSPECTION COVER SCREW
26	23-46527A1		1	SPACER ASSEMBLY, MAIN BEARING CAP
27	58569		1	OIL FILTER
28	37125		1	ADAPTOR, OIL FILTER TO CYLINDER BLOCK
29	58570		1	PLATE, OIL FILTER ADAPTOR
30	25-58571		1	"O" RING, OIL FILTER ADAPTOR PLATE
31	46529		1	OIL PAN
32	27-46530		1	GASKET, OIL PAN
33	10-58518		2	SCREW, OIL PAN TO CYLINDER BLOCK
	10-58521		18	SCREW, OIL PAN TO CYLINDER BLOCK
34	12-46531		20	WASHER, OIL PAN SCREW
35	22-46534		1	PLUG, DRIAN - OIL PAN
36	27-37105		1	GASKET, OIL PAN DRAIN PLUG
37	58520		1	COVER, TIMING
38	27-46536		1	GASKET, TIMING COVER
39	10-58519		13	SCREW, TIMING COVER TO CYLINDER BLOCK
40	12-46540		13	WASHER, TIMING COVER SCREW

CONTINUED ON NEXT PAGE ➡

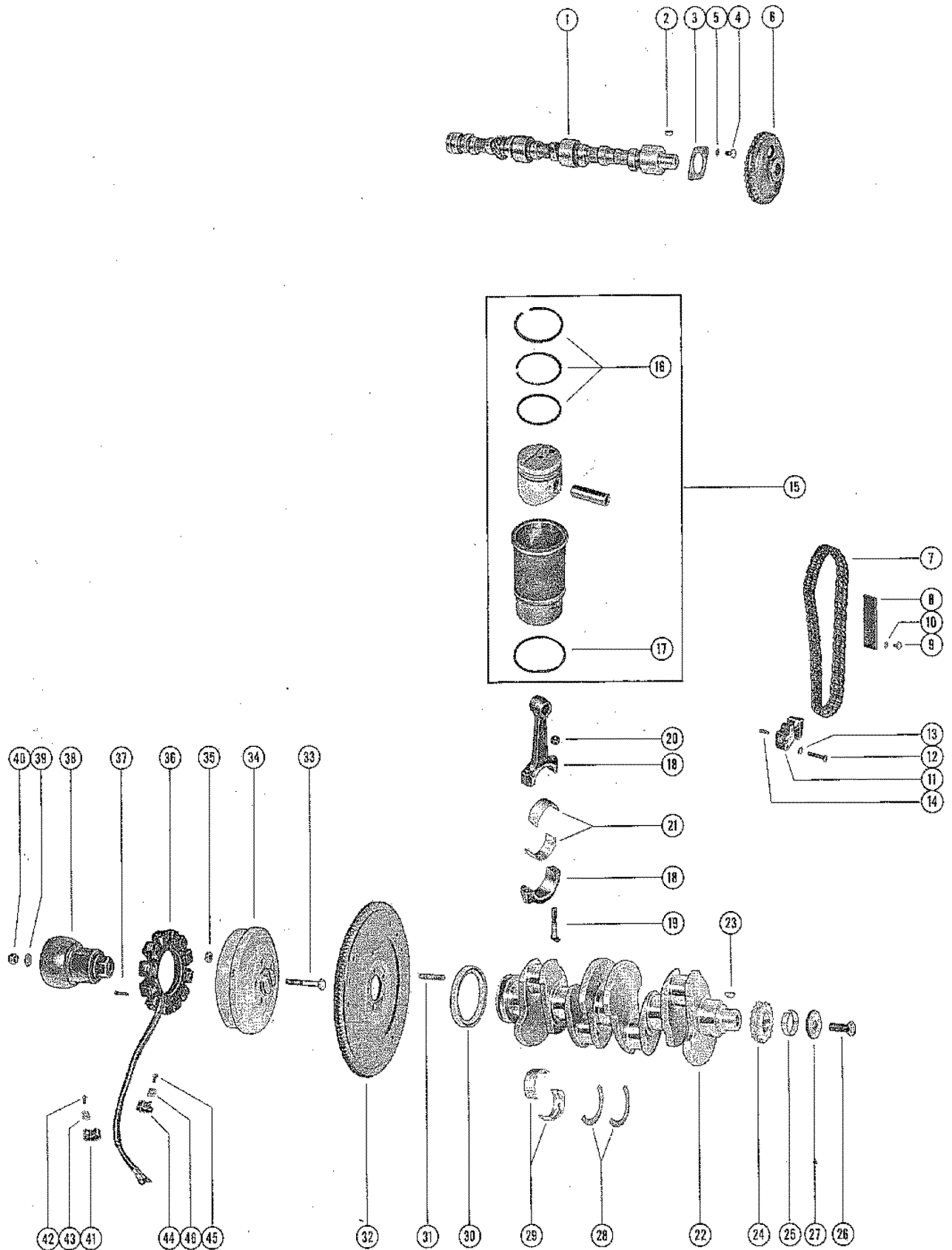
# CYLINDER BLOCK, OIL PAN AND OIL PUMP MARINE 90 SHORT-BLOCK



## CYLINDER BLOCK, OIL PAN AND OIL PUMP MARINE 90 SHORT-BLOCK

REF. NO.	PART NO.	SYM.	QTY.	DESCRIPTION
41	58285		1	SHAFT, PINION - OIL PUMP SHAFT TO DISTRIBUTOR PART OF B-435-4352 CAMSHAFT ASSEMBLY
42	47166		1	SHAFT, OIL PUMP BODY TO PINION SHAFT
43	58562		1	BODY, OIL PUMP
44	22-58564		1	PLUG, OIL PUMP BODY
45	58568		1	TUBE, PICK-UP
46	27-58565		1	GASKET, PICK-UP TUBE
47	58566		1	PLATE, RETAINER - PICK-UP TUBE
48	10-58563		3	SCREW, PICK-UP TUBE TO OIL PUMP BODY
49	10-58563		2	SCREW, OIL PUMP BODY TO CYLINDER BLOCK
50	10-46615		4	SCREW, OIL PUMP BODY TO CYLINDER BODY
51	12-46646		6	WASHER, OIL PUMP BODY SCREW
52	23-46614		1	SLEEVE, OIL PREASURE RELEASE VALVE
53	17-46613		1	PIN, GUIDE - OIL PREASURE RELEASE VALVE
54	24-46612		1	SPRING, TENSION - OIL PREASURE RELEASE VALVE
55	46611		1	CAP, OIL PRESSURE RELEASE VALVE SPRING
56	18-46605		1	COTTER PIN, OIL PRESSURE RELEASE VALVE CAP

# CAMSHAFT, CRANKSHAFT, PISTONS, FLYWHEEL AND STATOR

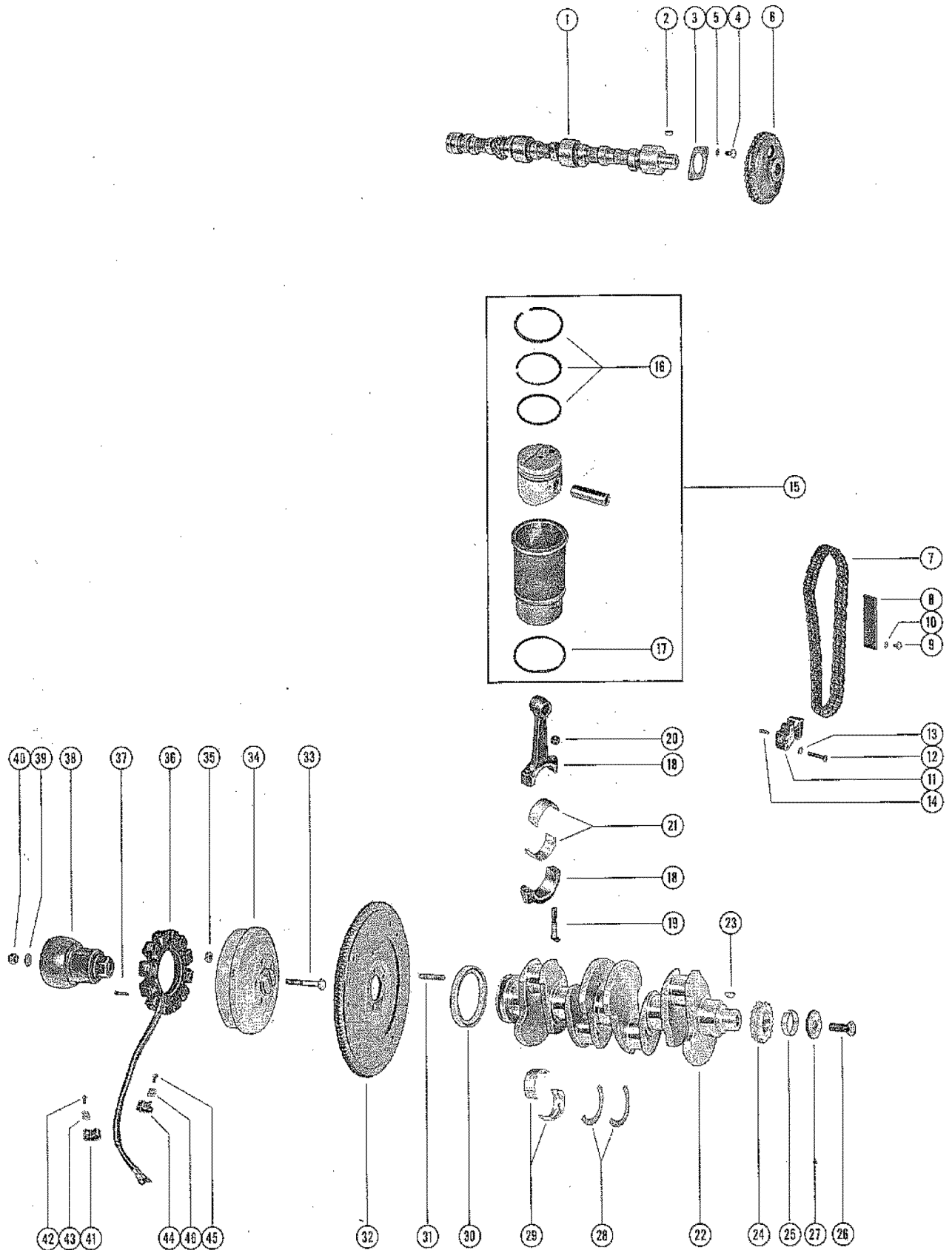


# CAMSHAFT, CRANKSHAFT, PISTONS, FLYWHEEL AND STATOR

REF. NO.	PART NO.	SYM.	QTY.	DESCRIPTION
1	435-4352		1	CAMSHAFT
2	28-37047		1	KEY, CAMSHAFT
3	46596		1	PLATE, THRUST - CAMSHAFT
4	10-58554		2	SCREW, THRUST PLATE TO CYLINDER BLOCK
5	12-37175		2	WASHER, THRUST PLATE SCREW
6	43-46576		1	GEAR, TIMING - CAMSHAFT
	43-46576		1	GEAR, TIMING - CAMSHAFT
7	46573		1	CHAIN, TIMING - CAMSHAFT AND CRANKSHAFT TIMING GEARS
8	48097		2	PLATE, GUIDE - TIMING CHAIN
9	10-58560		4	SCREW, GUIDE PLATE TO CYLINDER BLOCK
10	12-46610		4	WASHER, GUIDE PLATE SCREW
11	46598		1	TENSIONER BLOCK ASSEMBLY, TIMING CHAIN
12	10-58561		2	SCREW, TENSIONER BLOCK TO CYLINDER BLOCK
13	12-58575		2	LOCKEWASHER, TENSIONER BLOCK SCREW
14	46597		1	FILTER, TENSIONER BLOCK
15	740-4345		4	PISTON AND PISTON LINER ASSEMBLY
16	39-58523A1		4	PISTON RING ASSEMBLY
17	27-58515A1		4	GASKET ASSEMBLY, CYLINDER SLEEVE
18	616-4349		4	CONNECTING ROD ASSEMBLY (WHITE)
19	10-58522		8	SCREW CONNECTING ROD CAP (55MM)
20	11-46547		8	NUT, CONNCETING RIOD CAP SCREW
21	23-58506		1	BEARING SET (4 PAIRS), CONNECTING ROD (48MM)
	23-58507		1	BEARING SET (4PAIRS), CONNECTING ROD 47.75MM)
22	434-4350		1	CRANKSHAFT
23	28-37116		1	KEY, CRANKSHAFT
24	43-46545		1	GEAR, TIMING - CRANKSHAFT
25	23-46544		1	SLEEVE, CRANKSHAFT TIMING GEAR
26	10-58525		1	SCREW, TIMING GEAR TO CRANKSHAFT
27	12-46543		1	WASHER THRUST - TIMING GEAR SCREW
28	1546554		AR	SHIM, SPACER - MAIN BEARING (2.95MM)
	15-46553		AR	SHIM, SPACER - MAIN BEARING (2.90MM)
	15-46552		AR	SHIM, SPACER - MAIN BEARING (2.80MM)
29	25-58508		1	BEARING SET (5 PAIRS), CRANKSHAFT 954.55MM)
	23-58509		1	BEARING SET (5 PAIRS), CRANKSHAFT (54.90MM)
30	26-46541		1	SEAL, REAR MAIN - CRANKSHAFT
31	16-46536		7	STUD, FLYWHEEL TO CRANKSHAFT
32	228-4347		1	FLYWHEEL ASSEMBLY, CRANKSHAFT
33	10-29096		1	SCREW, ENGINE COUPLING TO FLYWHEEL (2 1/2")
34	231-4037A1		1	FLYWHEEL ASSEMBLY, ALTERNATOR
35	11-38270		7	NUT, FLYWHEEL TO CRANKSHAFT STUD
36	398-2932		1	STATOR, ALTERNATOR
37	10-58750		4	SCREW, TATOR TO FLYWHEEL HOUSING (1")

CONTINUED ON NEXT PAGE ➡

# CAMSHAFT, CRANKSHAFT, PISTONS, FLYWHEEL AND STATOR

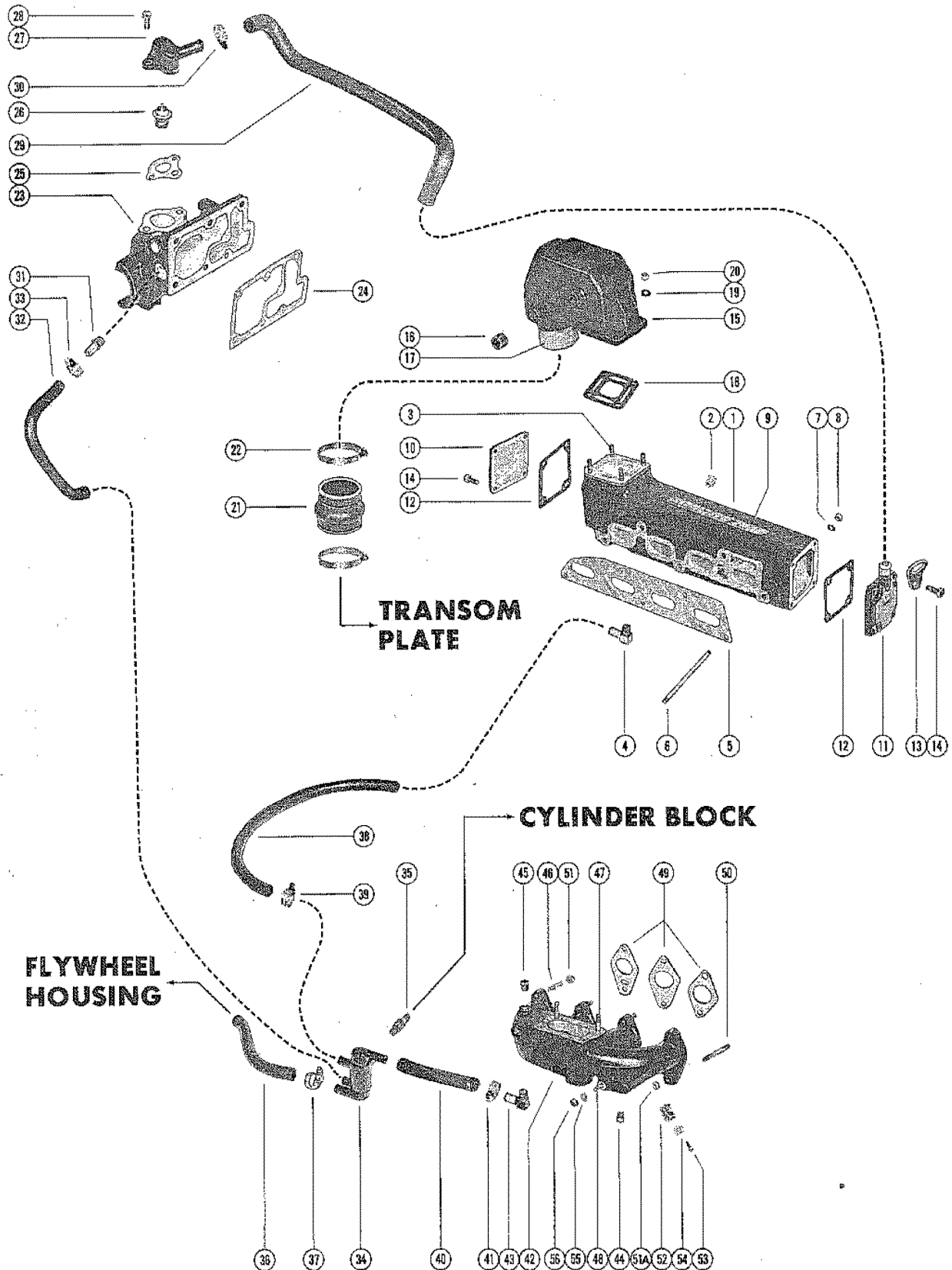




# CAMSHAFT, CRANKSHAFT, PISTONS, FLYWHEEL AND STATOR

REF. NO.	PART NO.	SYM.	QTY.	DESCRIPTION
38	45621A1		1	ENGINE COUPLING ASSEMBLY
39	12-46132		1	WASHER, ENGINE COUPLING SCREW
40	11-23161		1	NUT, ENGINE COUPLING SCREW
41	54-28700		1	CLIP, STATOR AND WIRING HARNESS LEADS TO FLYWHEEL HOUSING
42	10-20776		1	SCREW, STATOR AND WIRING HARNESS CLIP ATTACHING (1/2")
43	13-26992		1	"D" WASHER, STATOR AND WIRING HARNESS CLIP SCREW
44	54-39844		1	CLIP, STATOR LEADS TO FLYWHEEL HOUSING
45	10-31903		1	SCREW, STATOR LEADS TO CLIP ATTACHING (3/8")
46	22789		1	"D" WASHER, STATOR LEADS CLIP SCREW

# EXHAUST MANIFOLD, INTAKE MANIFOLD AND EXHAUST ELBOW

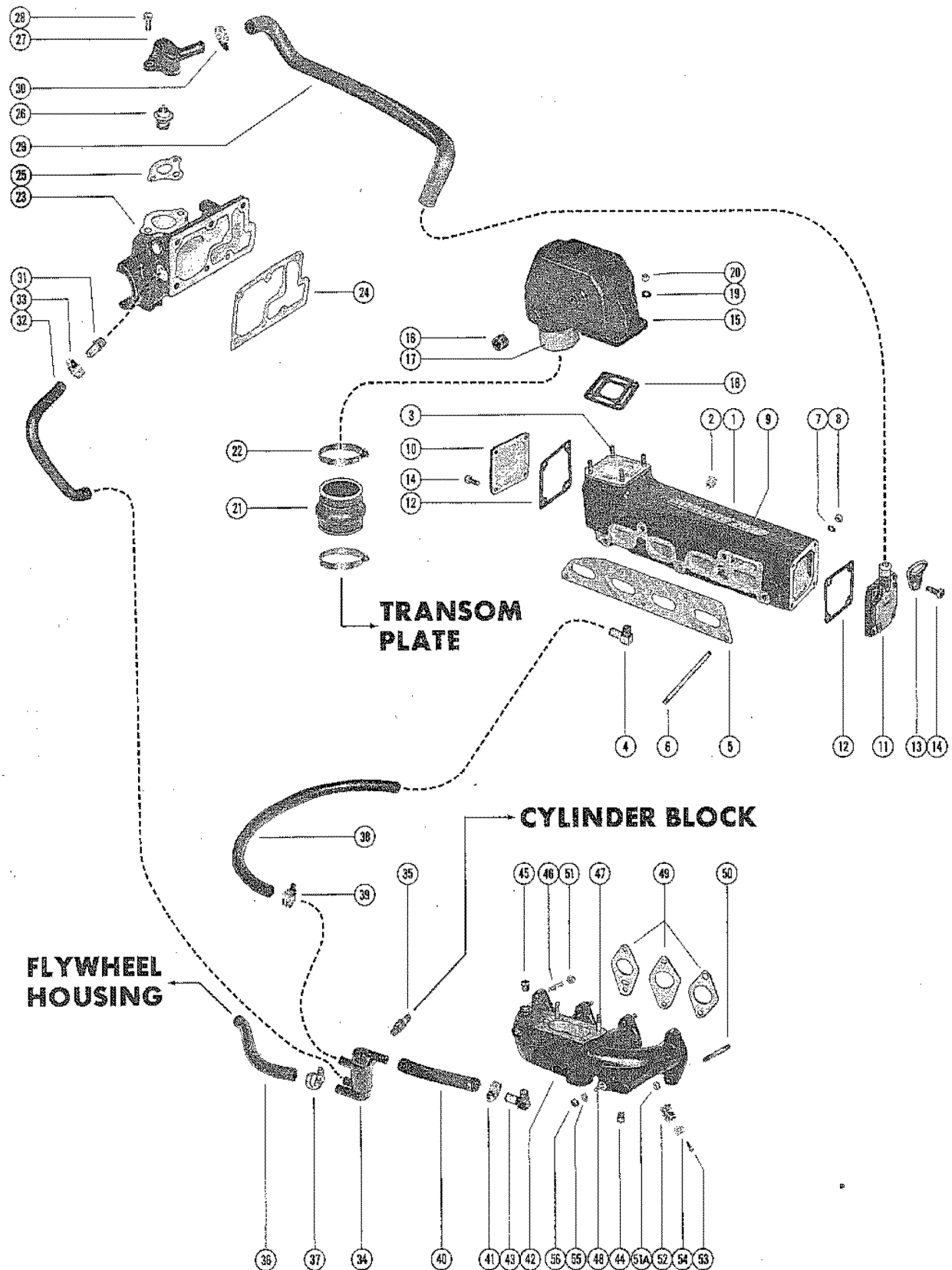


# EXHAUST MANIFOLD, INTAKE MANIFOLD AND EXHAUST ELBOW

REF. NO.	PART NO.	SYM.	QTY.	DESCRIPTION
1	55613A1		1	EXHAUST MANIFOLD ASSEMBLY SERIAL 00000000-03225967
	55613A3		1	EXHAUST MANIFOLD ASSEMBLY SERIAL 03225968-09999999
2	22-56308		3	PLUG, PIPE - EXHAUST MANIFOLD
3	16-49545		4	STUD, EXHAUST MANIFOLD TO EXHAUST ELBOW (1 3/4")
4	22-46131		1	ELBOW, EXHAUST MANIFOLD
5	27-56204		1	GASKET, EXHAUST MANIFOLD TO CYLINDER HEAD
6	16-56509		5	STUD, EXHAUST MANIFOLD TO CYLINDER HEAD (5/2")
7	12-26825		5	WASHER, EXHAUST MANIFOLD STUD
8	11-46793		5	NUT, EXHAUST MANIFOLD STUD
9	37-57471		1	DECAL, EXHAUST MANIFOLD (90 H.P.)
10	55514		1	END CAP, EXHAUST MANIFOLD - REAR
11	55517		1	END CAP, EXHASUT MANIFOLD - FRONT
12	27-48043		2	GASKET, END CAP TO MANIFOLD
13	54-34764		1	LIFTING EYE
14	10-53016		1	SCREW, LIFTING EYE AND END CAP TO EXHAUST MANIFOLD (1 1/2")
	10-53576		3	SCREW, END CAP TO EXHAUST MANIFOLD (1 1/8")
	10-25038		4	SCREW, END CAP TO EXHAUST MANIFOLD (7/8")
15	55513A3		1	EXHAUST ELBOW ASSEMBLY
16	22-56308		4	PLUG, PIPE - EXHAUST ELBOW
	22-32802		1	PLUG, PIPE - EXHAUST ELBOW
17	32-58616A1		1	TUBE ASSEMBLY, EXHASUT ELBOW
18	27-52076		1	GASKET, EXHAUST ELBOW
19	12-20553		4	WASHER, EXHAUST ELBOW STUD
20	11-23161		4	NUT, EXHASUT ELBOW STUD
21	56040		1	BELLOWS, EXHAUST ELBOW TO TRANSOM PLATE
22	54-33683		4	CLAMP, BELLOW TO ELBOW AND TRANSOM PLATE
23	55612		1	HOUSING, THERMOSTAT AND MOUNT
24	27-56203		1	GASKET, THERMOSTAT HOUSING TO CYLINDER HEAD
25	27-47590		1	GASKET, THERMOSTAT COVER
26	47594		1	THERMOSTAT
27	55516		1	COVER, THERMOSTAT HOUSING
28	10-53512		2	SCREW, THERMOSTAT COVER TO HOUSING
29	32-56505		1	HOSE, THERMOSTAT COVER TO END CAP
30	54-38426		2	CLAMP, HOSE TO THERMOSTAT COVER AND END CAP
31	22-47841		1	FITTING, THERMOSTAT HOUSING
32	32-56730		1	HOSE, THERMOSTAT TO CHECK VALVE
33	54-38819		2	CLAMP, HOSE THERMOSTAT HOUSING AND CHECK VALVE
34	21-57790A2		1	CHECK VALVE, WATER DISTRIBUTION
35	22-54107		1	FITTING, CHECK VALVE TO CYLINDER BLOCK
36	32-46716A1		1	HOSE, CHECK VALVE TO FLYWHEEL HOUSING (8")
37	54-38819		2	CLAMP, HOSE TO CHECK VALVE AND FLYWHEEL HOUSING
38	32-56737		1	HOSE, CHECK VALVE TO EXHAUST MANIFOLD

CONTINUED ON NEXT PAGE ➡

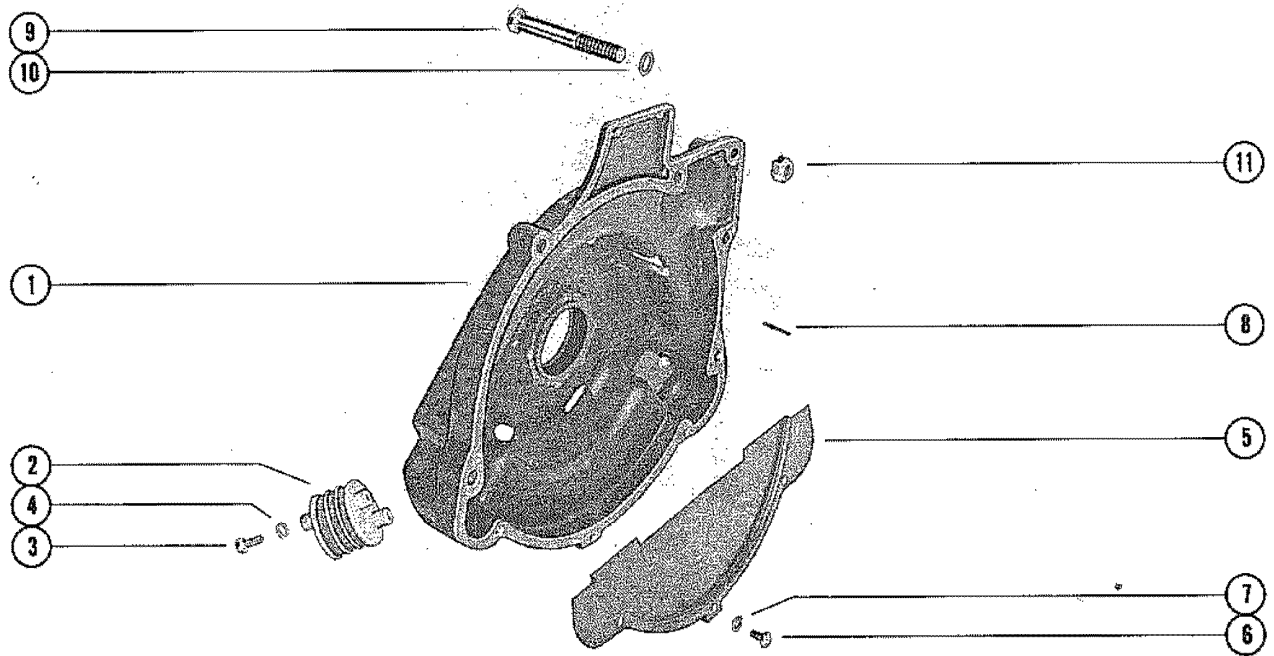
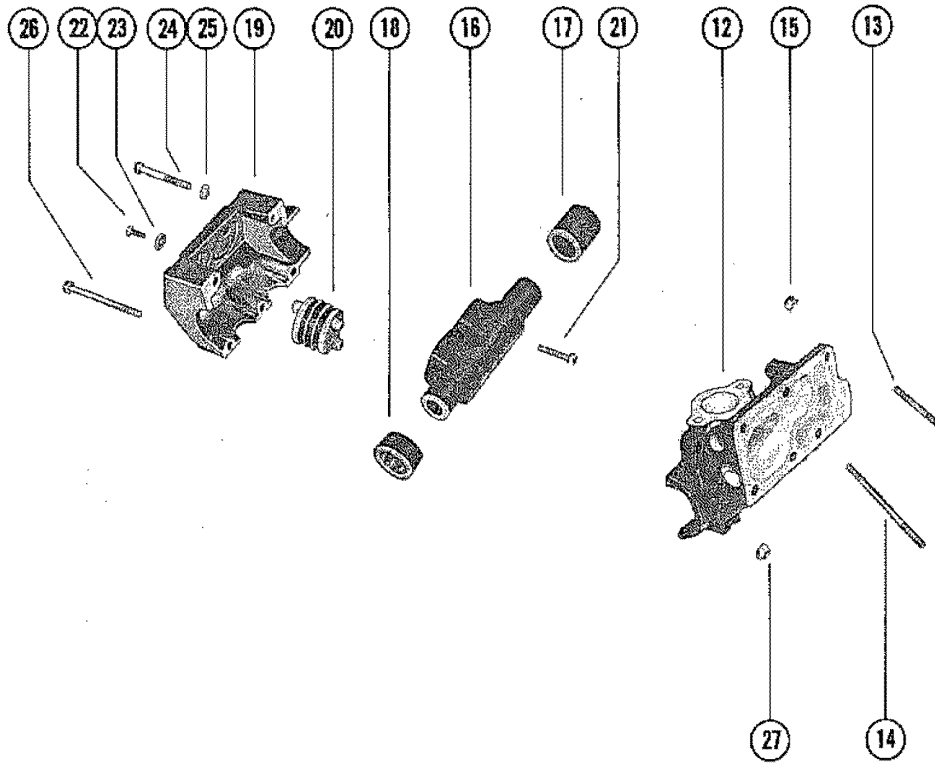
# EXHAUST MANIFOLD, INTAKE MANIFOLD AND EXHAUST ELBOW



# EXHAUST MANIFOLD, INTAKE MANIFOLD AND EXHAUST ELBOW

REF. NO.	PART NO.	SYM.	QTY.	DESCRIPTION
39	54-38819		2	CLAMP, HOSE TO CHECK VALVE AND EXHAUST MANIFOLD
40	32-46716A1		1	HOSE, CHECK VALVE TO INTAKE MANIFOLD (9")
41	54-38819		2	CLAMP, HOSE TO CHECK VALVE AND INTAKE MANIFOLD
42	55832A1		1	INTAKE MANIFOLD ASSEMBLY <b>SERIAL 00000000-03225967</b>
	55832A3		1	INTAKE MANIFOLD ASSEMBLY <b>SERIAL 03225968-09999999</b>
43	22-46131		1	ELBOW, WATER INLET - INTAKE MANIFOLD
44	22-56308		1	PLUG, PIPE - INTAKE MANIFOLD (BOTTOM)
45	22-32802		1	PLUG, PIPE - INTAKE MANIFOLD (TOP)
46	16-20525		4	STUD, INTAKE MANIFOLD TO CYLINDER HEAD
47	16-33111		4	STUD, CARBURETOR TO INTAKE MANIFOLD
48	16-20581		1	STUD, THROTTLE CABLE TO INTAKE MANIFOLD
49	27-56507A1		1	GASKET SET, INTAKE MANIFOLD TO CYLINDER HEAD
50	16-45642		4	STUD, INTAKE MANIFOLD TO CYLINDER HEAD (1 3/8")
51	11-46793		4	NUT, INTAKE MANIFOLD STUD
51A	11-25594		4	NUT, INTAKE MANIFOLD STUD
52	54-22627		1	CLIP, FUEL LINE TO INTAKE MANIFOLD
53	10-25764		1	SCREW, FUEL LINE CLIP TO MANIFOLD
54	22789		1	"D" WASHER, FUEL LINE CLIP SCREW
55	12-24664		1	WASHER, THROTTLE CABLE STUD
56	11-20586		1	NUT, THROTTLE CABLE DTUD

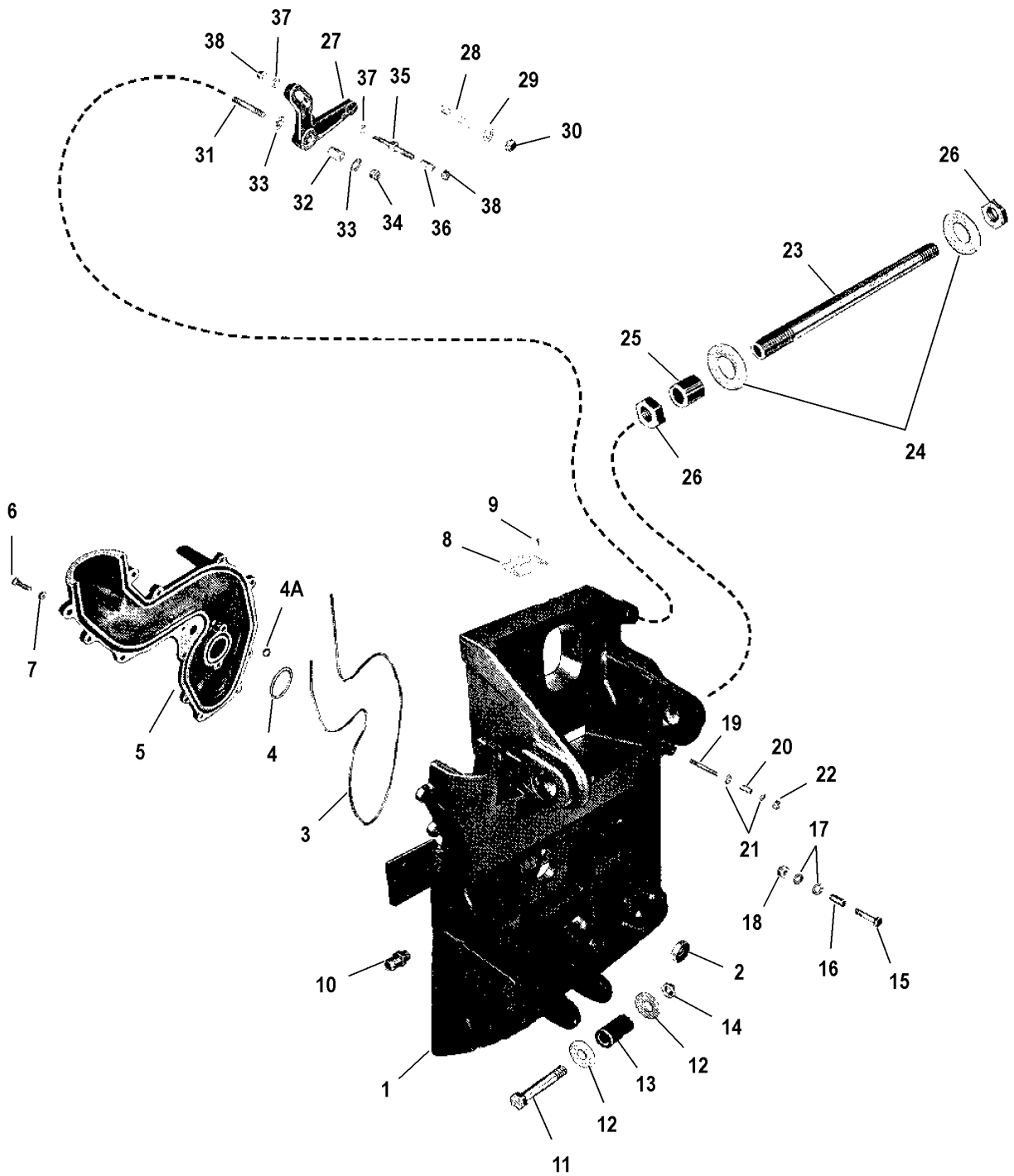
# FLYWHEEL HOUSING AND MOUNTING HOUSING



# FLYWHEEL HOUSING AND MOUNTING HOUSING

REF. NO.	PART NO.	SYM.	QTY.	DESCRIPTION
1	45658		1	HOUSING, FLYWHEEL
2	58130		2	MOUNT, RUBBER - FLYWHEEL HOUSING
3	10-21722		8	SCREW, MOUNTING FLYWHEEL HOUDING AND TRANSOM PLATE (5/8")
4	13-26992		8	LOCKWASHER, MOUNT SCREW
5	45625		1	COVER, FLYWHEEL HOUSING
6	10-20776		3	SCREW, FLYWHEEL COVER TO FLYWHEEL HOUSING (1/2")
7	13-26992		3	LOCKWASHER, FLYWHEEL COVER SCREW
8	17-29967		1	PIN, TIMING - FLYWHEEL HOUSING
9	10-32695		2	SCREW, FLYWHEEL HOUSING TO CYLINDER BLOCK (2 1/4")
	10-37388		1	SCREW, FLYWHEEL HOUSING TO CYLINDER BLOCK (2 3/4")
	10-46197		2	SCREW, FLYWHEEL HOUSING TO CYLINDER BLOCK (3 1/2")
	10-46964		1	SCREW, FLYWHEEL HOUSING TO FLYWHEEL CYLINDER BLOCK (4 1/4")
10	12-32648		8	WASHER, FLYWHEEL HOUSING SCREW
11	11-56407		2	NUT, FLYWHEEL HOUSING SCREW
	11-34933		4	NUT, FLYWHEEL HOUSING SCREW
12	55612		1	HOUSING, FRONT MOUNT
13	16-45642		3	STUD, FRONT/REAR MOUNT HOUSING TO CYLINDER HEAD (1 3/8")
14	16-45641		3	STUD, FRONT/REAR MOUNT HOUSING TO CYLINDER HEAD (2 1/4")
15	11-35814		6	NUT, FRONT AND REAR MOUNT HOUSING STUD
16	46117		1	CARRIER, RUBBER MOUNT
17	23-38307		1	SLEEVE, RUBBER - MOUNT CARRIER (1 11/16")
18	23-38308		1	SLEVVE, RUBBER - MOUNT CARRIER (13/16")
19	45619		1	HOUSING, REAR MOUNT
20	58130		2	MOUNT, RUBBER - REAR MOUNT HOUSING AND MOUNT CARRIER
21	10-22960		4	SCREW, RUBBER MOUNT TO MOUNT CARRIER (1 3/8")
22	10-20776		4	SCREW, RUBBER MOUNT TO REAR MOUNTHOUSING (1/2")
23	12-28426		4	WASHER, RUBBER MOUNT SCREW
24	10-58414		2	SCREW, REAR MOUNT HOUSING TO HOUSING FRONT MOUNT HOUSING (2
25	12-30283		2	WASHER, REAR MOUNT HOUSING SCREW
26	10-33008		3	SCREW, REAR MOUNT HOUSING TO FRONT MOUNT HOUSING (3 1/2")
27	11-35814		3	NUT, REAR MOUNT HOUSING SCREW

# TRANSOM PLATE ASSEMBLY



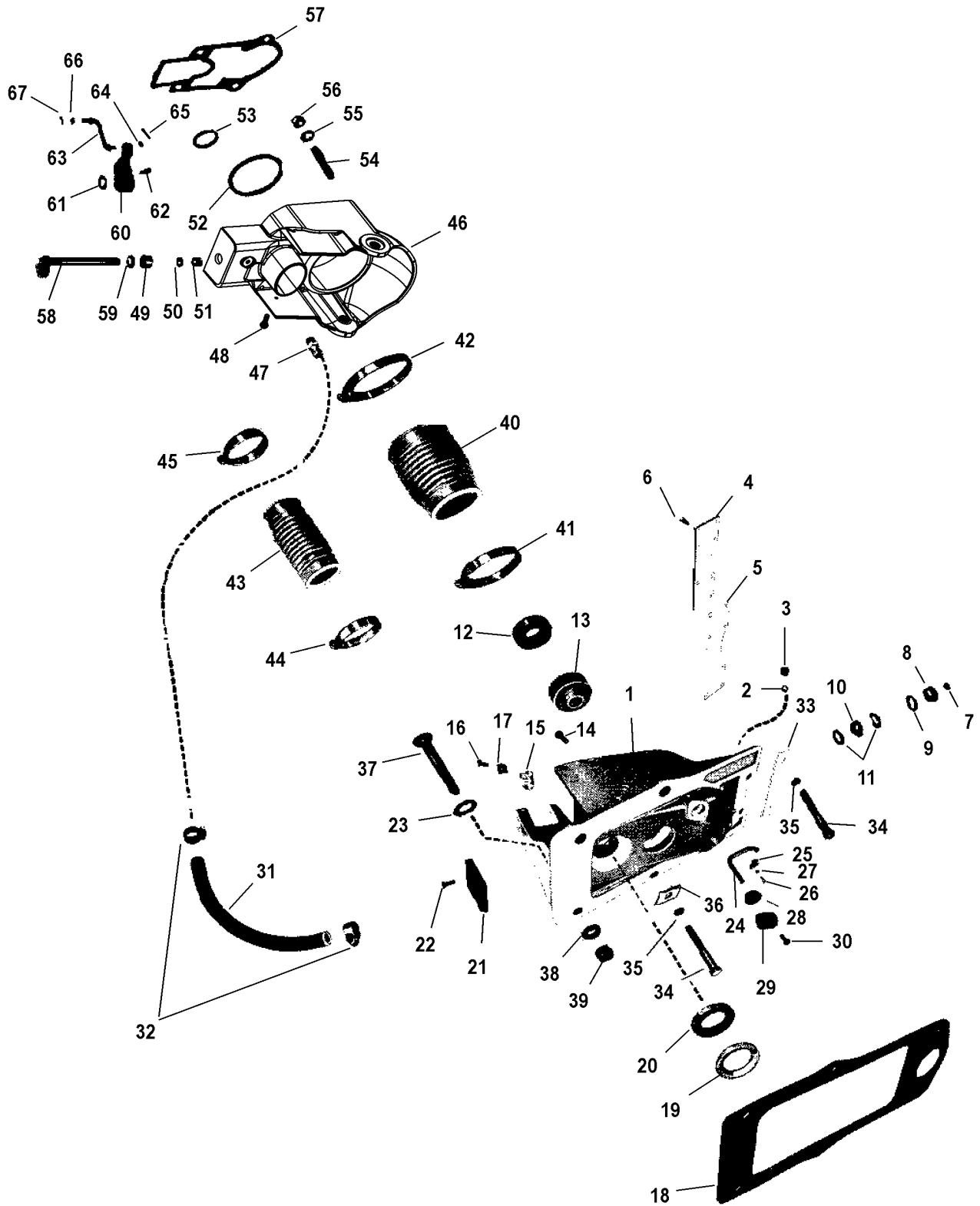
2512



# TRANSOM PLATE ASSEMBLY

REF. NO.	PART NO.	SYM.	QTY.	DESCRIPTION
1	55883A2		1	TRANSOM PLATE ASSEMBLY
2	26-46970		1	OIL SEAL, Transom plate - Water Tube
3	38371		1	SEAL, Exhaust - Transom plate
4	25-31144		1	ORING - Exhaust cover
4A	26-45577		3	SEAL - Quad ring ( <b>Serial # 3225968 and up</b> )
5	55884		1	COVER, Exhaust- Transom plate
6	10-38870		15	SCREW, Exhaust cover to transom plate (7/8")
7	11-34688		14	Nut, Exhaust cover screw
8	28-38234		1	NAME PLATE, Transom plate
9	10-22290		2	SCREW, Drive - Name plate to transom plate
10	22-58355		1	COUPLING, Transom plate - Water inlet hose
11	10-38245		1	SCREW, Flywheel hosing to transom plate (3 3/4")
12	12-38246		2	WASHER, Fiber - Flywheel housing screw
13	23-38247		1	SLEEVE, Flywheel housing screw
14	11-38248		1	NUT, Flywheel housing screw
15	10-22659		1	SCREW, Sender housing to transom plate (1 5/8")
16	23-31866		1	SPACER, Sender housing screw
17	12-39143		2	WASHER, Sender housing screw
18	11-20361		1	NUT, Sender housing screw
19	16-20353		1	STUD, Shift cable to transom plate (1 3/4")
20	23-31866		1	SPACER, Shift cable stud
21	12-39143		2	WASHER, Shift cable stud
22	11-20361		1	NUT, Shift cable stud
23	32-38186		1	TUBE, Steering cable guide
24	12-38239		2	WASHER, Fiber - Steering cable guide tube
25	23-38684		1	SLEEVE, Steering cable tube - transom plate
26	11-37984		2	NUT, Steering guide cable tube
27	49704A1		1	LEVER ASSEMBLY, Shift cable - Transom plate
28	16-20789		1	STUD, Shift cable to lever (1 3/8")
29	12-39143		1	WASHER, Shift lever stud
30	11-20361		1	NUT, Shift lever stud
31	16-32698		1	STUD, Shift lever cable to transom plate
32	23-31758		1	SPACER, Shift cable lever stud
33	12-26825		2	WASHER, Shift cable lever stud
34	11-35814		1	NUT, Shift cable lever stud
35	16-34069		1	STUD, Sender housing to shift cable lever
36	23-31866		1	SPACER, Sender housing stud
37	12-39143		2	WASHER, Sender housing stud
38	11-20361		2	NUT, Sender housing stud

# GIMBAL/BELL HOUSING ASSEMBLY



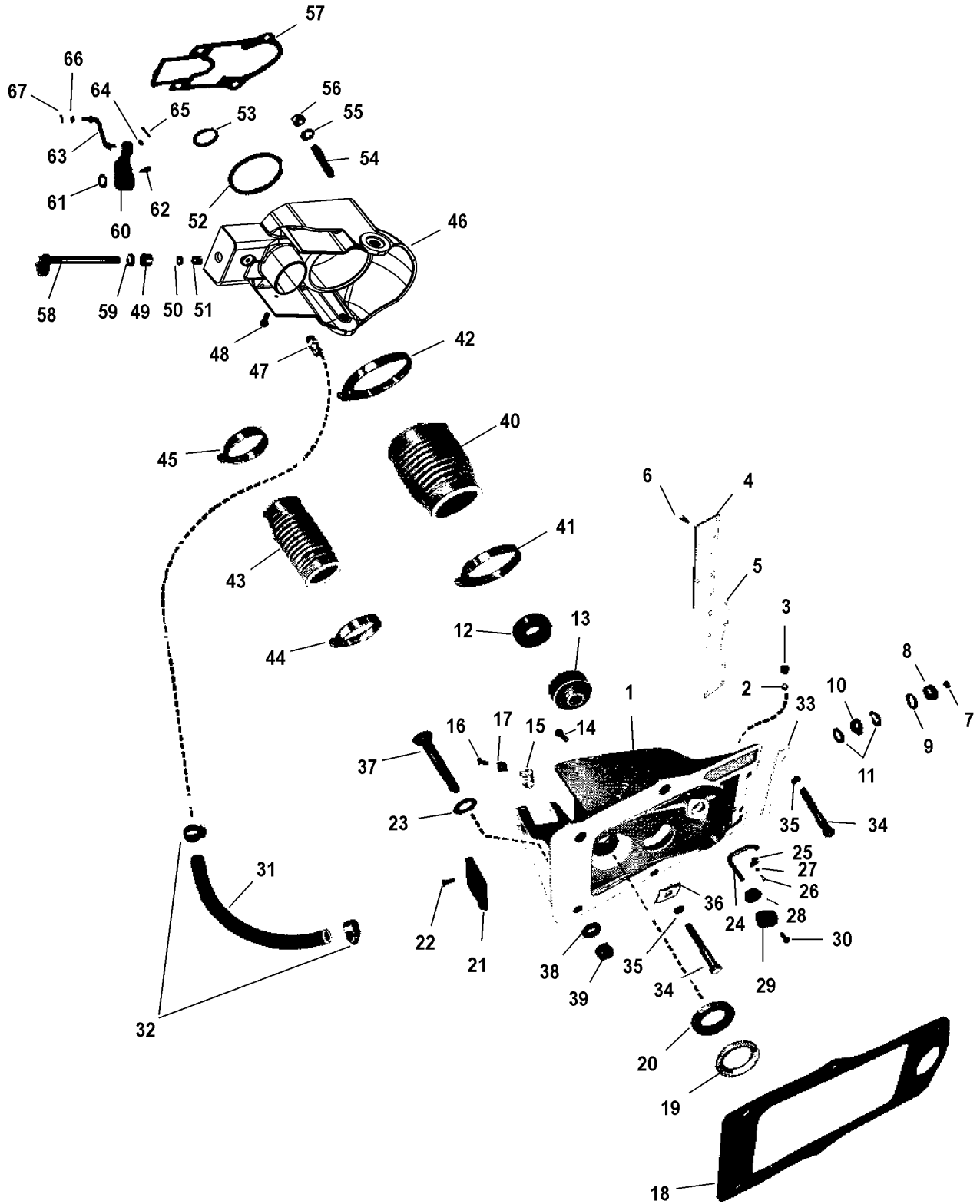
2513

# GIMBAL/BELL HOUSING ASSEMBLY

REF. NO.	PART NO.	SYM.	QTY.	DESCRIPTION
1	55647A1		1	GIMBAL HOUSING ASSEMBLY
2	22-31345		1	FITTING, Grease - Gimbal Housing
3	29359		1	LUBRICAP, Gimbal Housing Grease Fitting
4	55880		1	COVER, Exhaust - Gimbal Housing
5	27-55881		1	GASKET, Exhaust Cover to Gimbal Housing
6	10-32228		8	SCREW, Exhuast Cover to Gimbal Housing
7	19-38860		1	WELCH PLUG, Gimbal Housing (Top)
8	23-38634		1	BUSHING, Synthane - Gimbal Housing (Upper)
9	26-32540		1	OIL SEAL, Upper Gimbal Housing Bushing
10	23-38196		1	BUSHING, Synthane - Gimbal Housing (Lower)
11	26-32911		2	OIL SEAL, Lower Gimbal Housing Bushing
12	30-31561		1	BALL BEARING- Gimbal Housing
13	38188		1	MOUNT, Rubber - Gimbal Housing Ball Bearing
14	10-35046		8	DRIVE SCREW- Gimbal Housing (Exhaust flange)
15	54-22875		2	CLAMP, Water Tube to Gimbal Housing
16	10-37572		2	SCREW, Water Tube Clamp to Gimbal Housing
17	22789		2	"D" WASHER, Water Tube Clamp
18	27-55877		1	GASKET, Gimbal Housing to Transom
19	55879		1	PILOT RING, Gimbal Housing
20	26-55878		1	SEAL, Water - Gimbal Housing
21	34762A1		1	PLATE ASSEMBLY, Inhibitor - Gimbal Housing
22	10-34763		2	SCREW, Inhibitor Plate to Gimbal Housing (3/4")
23	12-49199		2	WASHER, Rubber - Gimbal Housing Bolt
24	32-38841		1	WATER TUBE- Gimbal Housing
25	54-38840		1	CLAMP, Water Tube to Gimbal Housing
26	10-38862		1	SCREW, Water Tube Clamp to Gimbal Housing (5/8")
27	13-26992		1	LOCKWASHER, Water Tube Clamp Screw
28	23-38265		1	BUSHING, Seal - Water Tube
29	38209		1	COVER, Water Tube
30	10-34290		2	SCREW, Water Tube Cover to Gimbal Housing (5/8")
31	32-46716A1		1	HOSE-Water-Gimbal Housing to Bell Housing (10-1/4 IN.)
NS	56038		1	EMBLEM-Gimbal Housing
32	54-35830		2	CLAMP-Water Tube to Gimbal Housing and Bell Housing
33	38584		1	PLATE-Supporting-Transom Screw (Top)
34	10-38197		4	SCREW-Transom to Gimbal Housing (3-1/2 IN.)
35	13-30381		4	LOCKWASHER-Transom Screw
36	12-38585		2	WASHER-Square-Transom Screw
37	10-48565		4	BOLT-Gimbal Housing to Transom Plate (4-1/2 IN.)
38	12-36041		4	WASHER-Gimbal Housing Bolt
	12-21900		4	WASHER-Gimbal Housing Bolt
39	11-34087		4	NUT-Gimbal Housing Bolt
40	38176A1		1	BELLOWS ASSEMBLY-Universal Joint
41	54-32739		1	CLAMP-Universal Joint Bellows to Gimbal Housing

CONTINUED ON NEXT PAGE ➡

# GIMBAL/BELL HOUSING ASSEMBLY

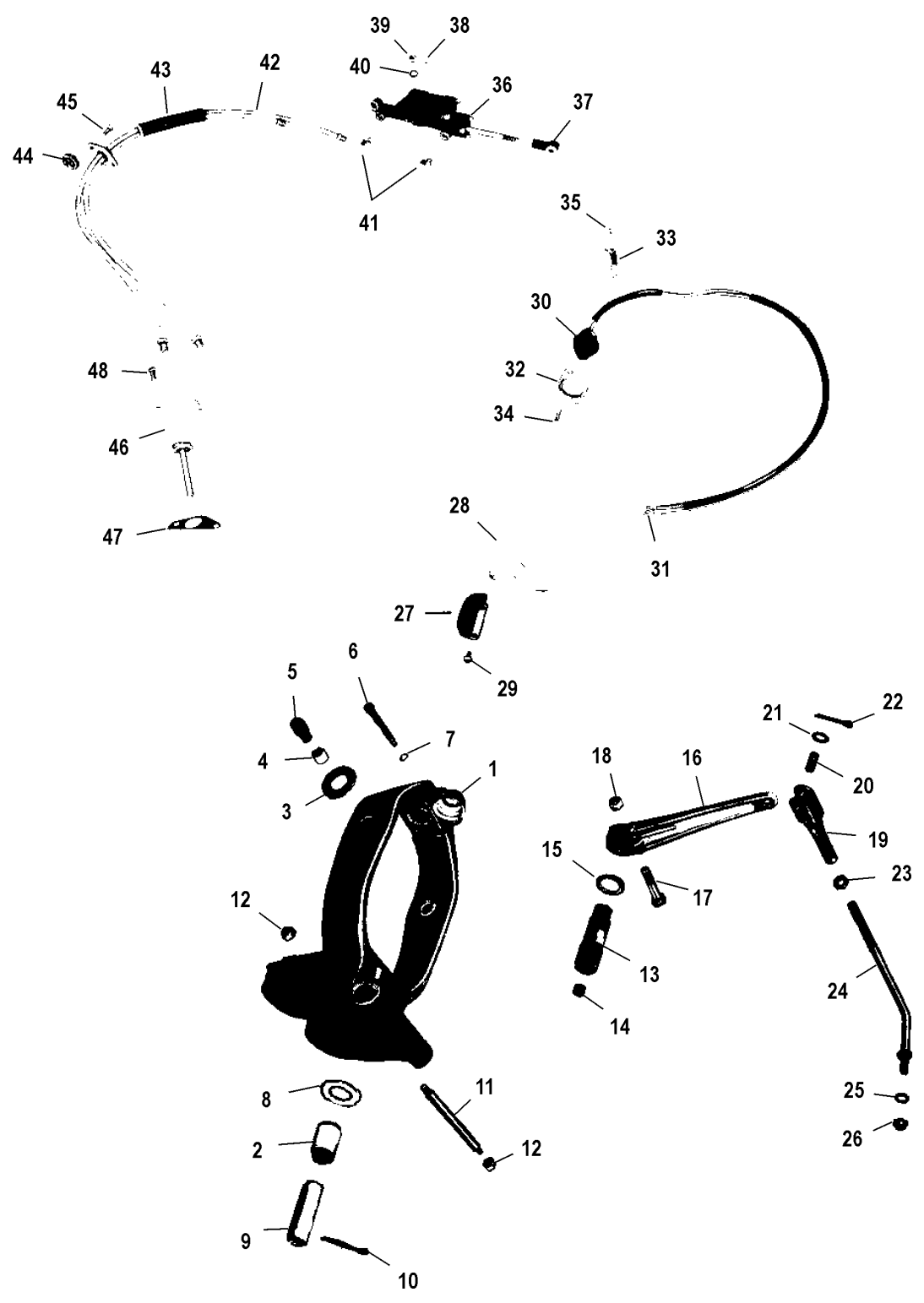


2513

## GIMBAL/BELL HOUSING ASSEMBLY

REF. NO.	PART NO.	SYM.	QTY.	DESCRIPTION
42	54-38889		1	CLAMP-Universal Joint Bellows to Bell Housing
43	38177		1	EXHAUST BELLOWS
44	54-38888		1	CLAMP-Exhaust Bellows to Gimbal Housing
45	54-38888		1	CLAMP-Exhaust Bellows to Bell Housing
46	38162A3		1	BELL HOUSING ASSEMBLY
47	22-38939		1	COUPLING-Water Hose to Bell Housing
48	10-35046		8	DRIVE SCREW-Bell Housing Flange
49	23-35088		1	BUSHING-Upper Shift Shaft-Bell Housing (5/8 IN.)
50	26-45587		1	OIL SEAL-Bell Housing
51	23-45588		1	BUSHING-Upper Shift Shaft-Bell Housing (5/16 IN.)
52	25-31305		1	O RING (LARGE)
53	25-22762		1	O RING (SMALL)
54	16-35937		4	STUD-Bell Housing to Drive Shaft Housing (2-7/8 IN.)
55	12-35935		4	WASHER-Bell Housing Stud
56	11-34933		4	NUT-Bell Housing Stud
57	27-45749A1		1	GASKET-Bell Housing to Drive Shaft Housing
58	45696A1		1	UPPER SHIFT SHAFT ASSEMBLY
59	12-29330		1	WASHER-Upper Shift Shaft (13/16 IN. O.D.)
60	45697		1	UPPER SHIFT SHAFT LEVER
61	12-39116		1	WASHER-Upper Shift Lever (1 IN. O.D.)
62	10-45590		1	SCREW-Shift Lever to Shift Shaft
63	38262A1		1	LINK ROD ASSEMBLY
64	12-30164		1	WASHER-Link Rod (3/8 IN. O.D.)
65	18-21071		1	COTTER PIN- Link Rod to Upper Shift Shaft Lever
66	12-30164		1	WASHER-Link Rod (3/8 IN. O.D.)
67	18-21071		1	COTTER PIN-Link Rod to Receiver Housing
NS	37-39395		1	DECAL-Serial Number

# GIMBAL RING ASSEMBLY, SENDER/RECIIEVER HOUSING



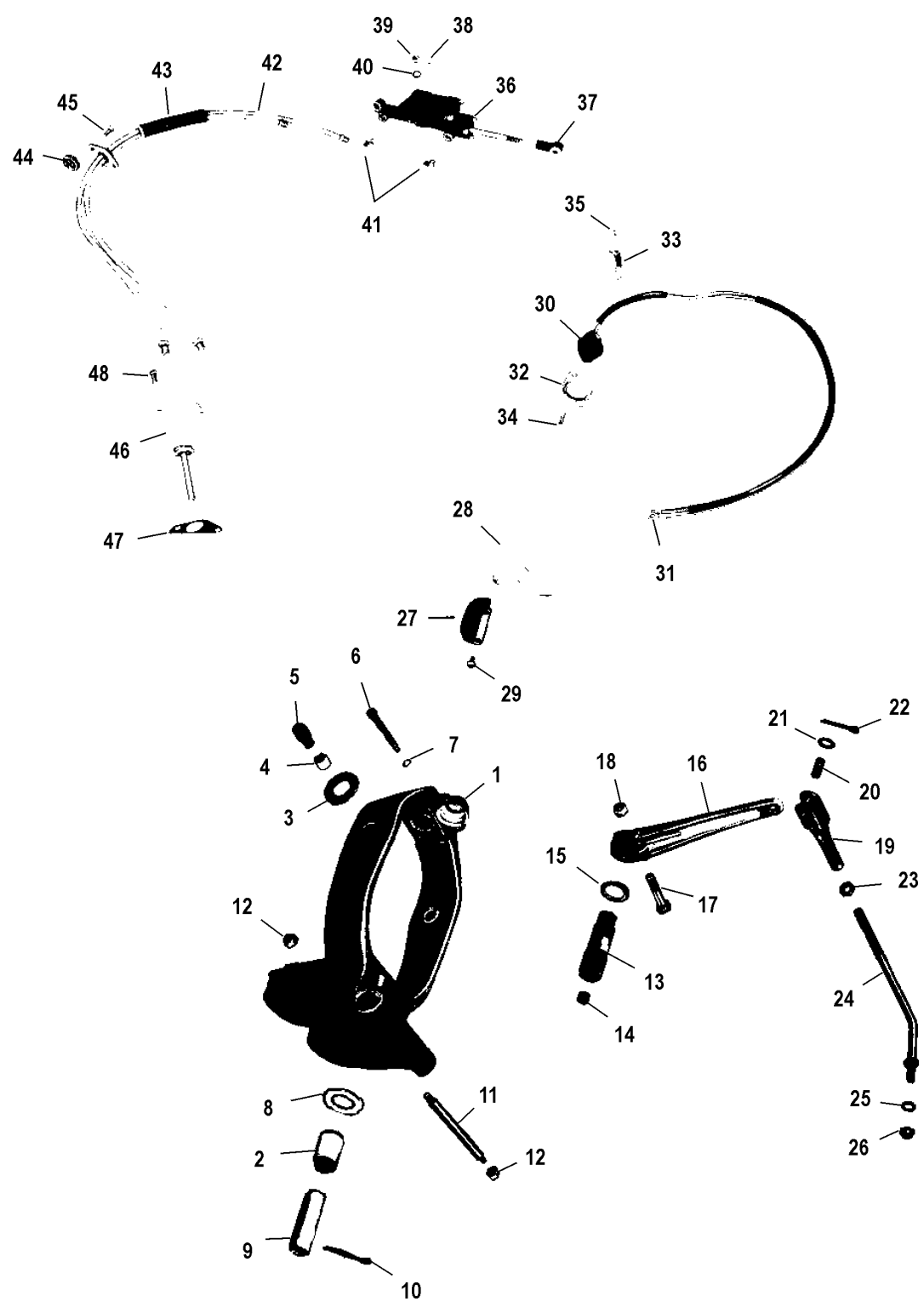
2508

# GIMBAL RING ASSEMBLY, SENDER/RECIEVER HOUSING

REF. NO.	PART NO.	SYM.	QTY.	DESCRIPTION
1	38161A2		1	GIMBAL RING ASSEMBLY
2	23-38198		1	BUSHING (Lower)
3	12-38268		2	WASHER
4	23-38267		2	BUSHING-Hinge Pin
5	17-55803		2	HINGE PIN- Gimbal Ring to Bell Housing
6	10-33022		1	SCREW-Upper Swivel Shaft Retaining-Gimbal Ring
7	12-20546		1	WASHER-Upper Swivel Shaft Retaining Screw
8	12-32518		1	WASHER-Gimbal Housing to Gimbal Ring (Lower)
9	17-38199		1	SWIVEL PIN-Gimbal Housing to Gimbal Ring (Lower)
10	18-34159		1	COTTER PIN-Retaining-Lower Swivel Pin
11	17-38269		1	TILT PIN-Gimbal Ring
12	11-35814		2	NUT-Gimbal Ring Tilt Pin
13	32582		1	UPPER SWIVEL SHAFT-Gimbal Ring to Gimbal Housing
14	22-32561		1	PIPE PLUG-Upper Swivel Shaft
15	12-32996		AR	WASHER-Upper Swivel Shaft <b>(.015)</b>
	12-32997		AR	WASHER-Upper Swivel Shaft <b>(.063)</b>
16	38174		1	STEERING LEVER-Upper Swivel Shaft
17	10-32995		1	SCREW-Steering Lever to Upper Swivel Shaft (2 IN.)
18	11-20696		1	NUT-Steering Lever Screw
19	38192		1	YOKE-Steering Link Rod
20	17-38864A1		1	SWIVEL PIN ASSEMBLY-Yoke to Steering Lever
21	12-29629		1	WASHER
22	18-29623		1	COTTER PIN
23	11-20101		1	JAM NUT-Steering Link Rod
24	38187A1		1	STEERING LINK ROD ASSEMBLY
25	12-20086		1	WASHER-Steering Link Rod
26	11-20509		1	NUT-Steering Link Rod to Steering Cable
27	38886		1	BUMPER-Gimbal Ring
28	49343		1	LEVER-Tilt Stop Switch Actuating-Gimbal Ring
29	10-31903		2	SCREW-Actuating Lever and Bumper to Gimbal Ring (3/8 IN.)
30	45036A1		1	TILT STOP SWITCH ASSEMBLY-Gimbal Ring
31	NSS		1	TERMINAL-Stop Switch
32	31899		1	RETAING PLATE-Tilt Stop Switch to Gimbal Ring
33	32637		1	STRAP-Tilt Stop Switch Retaining
34	10-22387		2	SCREW-Retaining Plate & Strap to Gimbal Ring (1 IN.)
35	11-20110		2	NUT-Retaining Plate & Strap Screw
36	38179A4		1	SENDER HOUSING ASSEMBLY
37	38211		1	ROD END-Sender Housing Piston
38	10-38257		1	VENT SCREW-Sender Housing
39	10-28634		1	FILLER SCREW-Sender Housing
40	12-20260		1	WASHER-Filler Screw
41	22-38214		1	ELBOW-Sender Housing <b>(90 Degree)</b>
	22-56827		1	ELBOW-Sender Housing <b>(45 Degree)</b>

CONTINUED ON NEXT PAGE ➡

# GIMBAL RING ASSEMBLY, SENDER/RECIEVER HOUSING



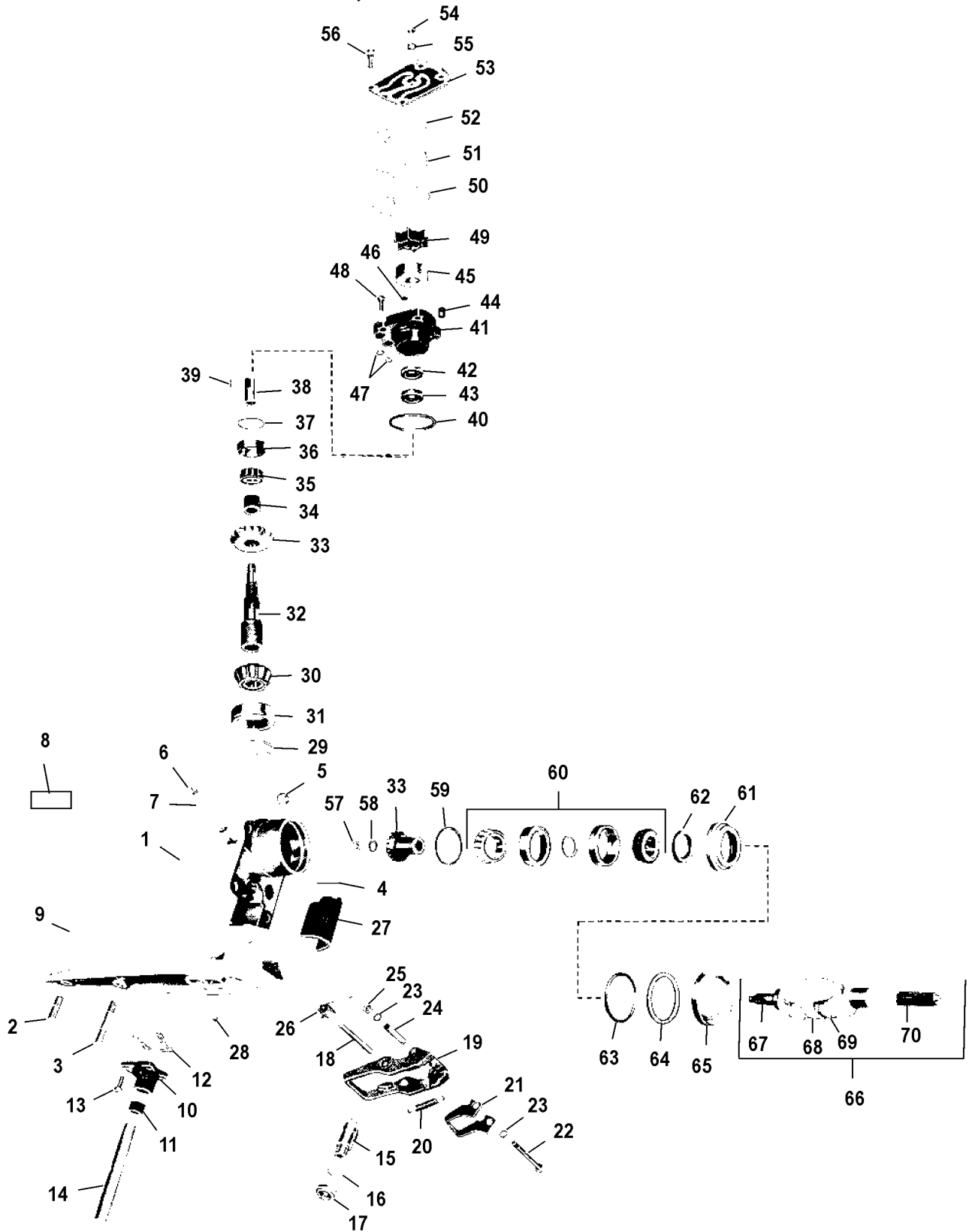
2508



# GIMBAL RING ASSEMBLY, SENDER/RECIEVER HOUSING

REF. NO.	PART NO.	SYM.	QTY.	DESCRIPTION
42	32-38300A4		1	HYDRAULIC TUBING ASSEMBLY-Sender Housing to Receiver Housing
43	23-38203		1	SLEEVE-Hydraulic Tubing
44	23-38201		1	BUSHING-Seal-Hydraulic Tubing Cover
45	10-39965		2	SCREW-Hydraulic Tubing Cover to Gimgal Housing (3/4 IN.)
46	38175A2		1	RECEIVER HOUSING ASSEMBLY
47	27-38263		1	GASKET-Receiver Housing
48	10-21722		2	SCREW-Receiver Housing to Bell Housing (5/8 IN.)

# DRIVE SHAFT HOUSING, WATER PUMP AND GEAR ASSEMBLY



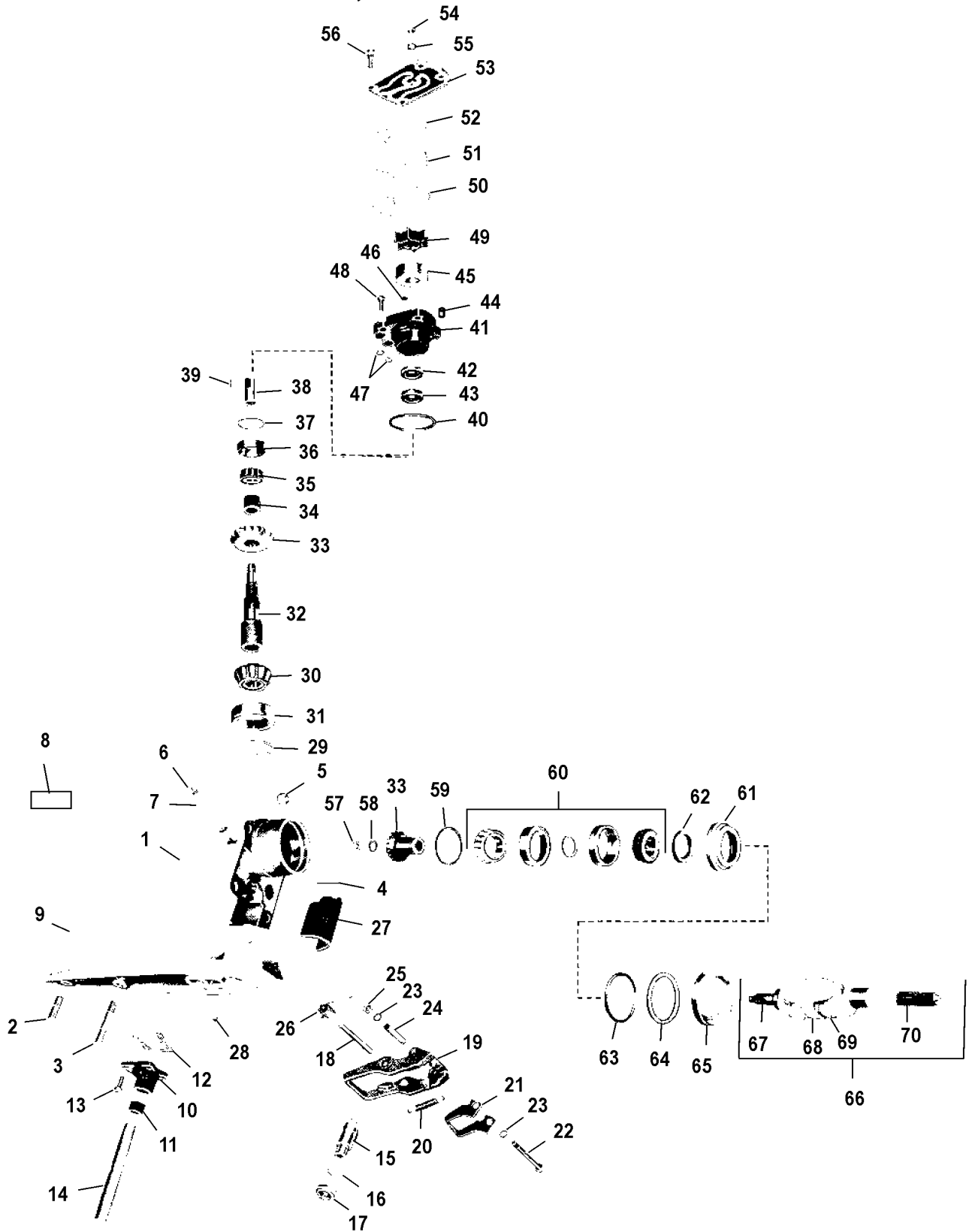
2509

# DRIVE SHAFT HOUSING, WATER PUMP AND GEAR ASSEMBLY

REF. NO.	PART NO.	SYM.	QTY.	DESCRIPTION
-	<b>1555-2538A20</b>		1	<b>DRIVE SHAFT HOUSING ASSEMBLY-COMplete (Includes Gears, Universal Joint, etc.)</b>
1	1555-2538A1		1	DRIVE SHAFT HOUSING ASSEMBLY
2	16-46914		1	STUD-Drive Shaft Housing to Gear Housing (1/3/4 IN.)
3	16-46913		1	STUD-Drive Shaft Housing to Gear Housing (3 IN.)
4	32-45005		1	DRAIN TUBE-Drive Shaft Housing (1-5/8 IN.)
5	22-31704		1	PIPE PLUG-Drive Shaft Housing
6	10-28634		2	SCREW-Filling & Vent-Drive Shaft Housing
7	12-20260		2	WASHER-Filling & Vent Screw
8	37-55671A1		1	DECAL ASSEMBLY-Drive Shaft Housing
9	19-32298		1	PLUG-Drive Shaft Housing-Trim Tab Hole
10	38119A1		1	COVER ASSEMBLY-Water Pocket
11	26-38970		1	SEAL-Rubber-Water Pocket Cover
12	27-38110		1	GASKET-Water Pocket Cover
13	10-38111		4	SCREW-Water Pocket Cover to Drive Shaft Housing (3/4 IN.)
14	32-45694		1	WATER TUBE-Water Pocket Cover
15	45011A2		1	SHIFT SHAFT-Intermediate
16	12-26617		1	WASHER-Intermediate Shift Shaft
17	11-22339		1	NUT-Intermediate Shift Shaft
18	17-38112		1	PIVOT PIN-Reverse Hook Arm to Drive Shaft Housing
-	<b>39508A1</b>		1	<b>REVERSE HOOK ASSEMBLY</b>
19	39511		1	REVERSE HOOK ARM
20	24-48036		2	SPRING-Reverse Hook to Arm
21	39508		1	HOOK-Reverse Arm
22	10-39510		1	SCREW-Reverse Hook to Arm (2-5/8 IN.)
23	12-35950		2	WASHER-Reverse Hook Screw
24	23-39655		1	SLEEVE-Anti-Galling-Reverse Hook Screw
25	11-33825		1	NUT-Reverse Hook Screw
26	24-39507		1	SPRING-Reverse Hook Pivot Pin
27	38581		1	WATER SHUTTER-Rubber-Drive Shaft Housing
28	11-34933		2	NUT-Gear Housing to Drive Shaft Housing Stud
29	15-38093A1		AR	SHIM SET-Lower Tapered Roller Bearing
30	31-38135A1		1	TAPERED ROLLER BEARING-Lower
31	NSS		1	CUP
32	45-38121		1	UPPER DRIVE SHAFT
33	43-55427A1		1	GEAR ASSEMBLY-Complete
34	23-38089		1	SPACER-Upper Tapered Roller Bearing
35	31-38137A1		1	TAPERED ROLLER BEARING-Upper
36	NSS		1	CUP
37	15-38095A1		AR	SHIM SET-Upper Tapered Roller Bearing
38	45743		1	SHAFT-Impeller Drive
39	17-38102		1	PIN-Impeller Drive
40	25-38099		1	O RING-Water Pump Housing

CONTINUED ON NEXT PAGE ➡

# DRIVE SHAFT HOUSING, WATER PUMP AND GEAR ASSEMBLY

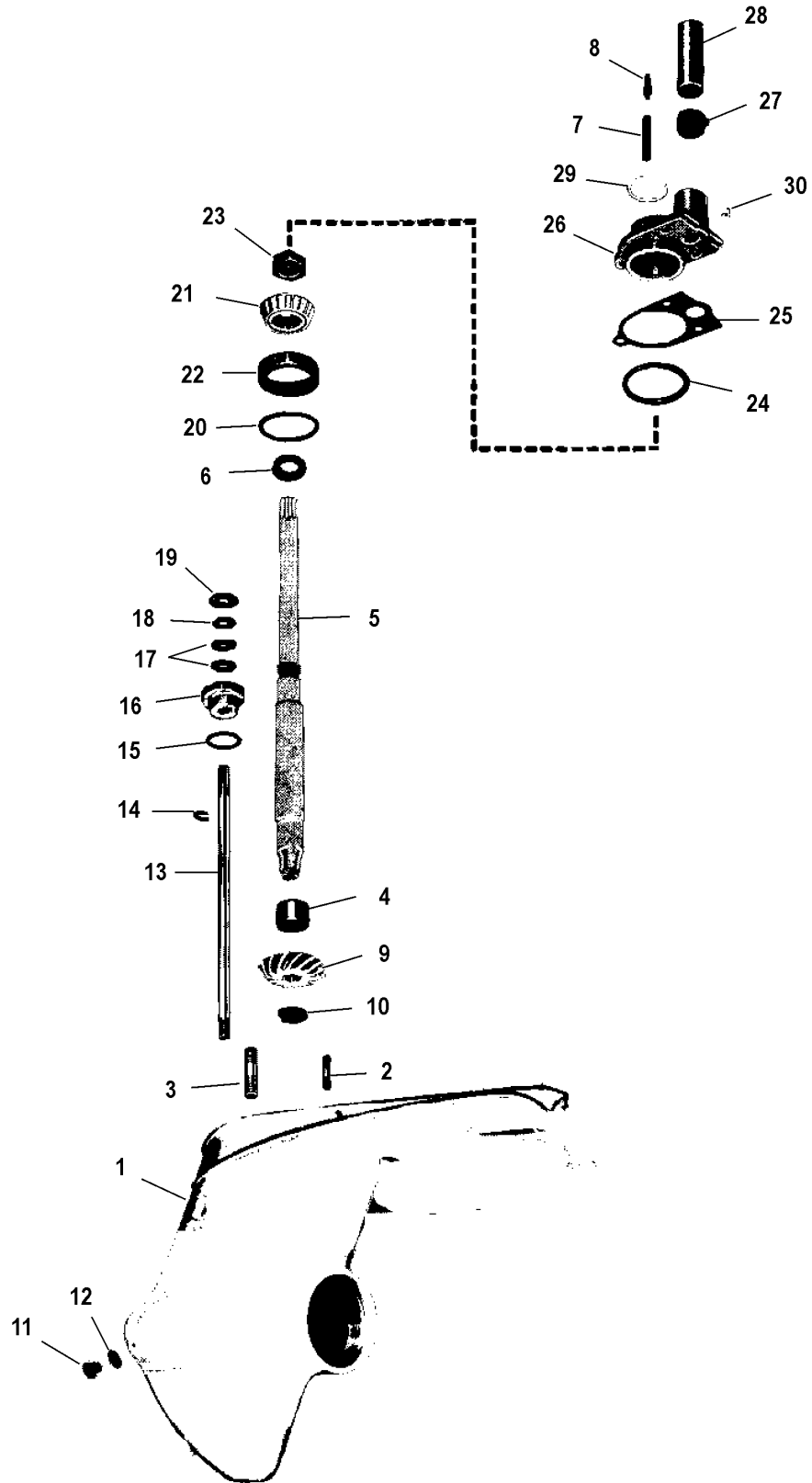


2509

# DRIVE SHAFT HOUSING, WATER PUMP AND GEAR ASSEMBLY

REF. NO.	PART NO.	SYM.	QTY.	DESCRIPTION
41	46-45609A1		1	WATER PUMP HOUSING ASSEMBLY
42	26-26782		1	OIL SEAL-Upper
	26-23300		1	OIL SEAL-Lower
44	17-20032		2	DOWEL PIN
45	29104		1	INSERT
46	27-38957		1	GASKET
47	25-38101		2	O RING-Drive Shaft Housing
48	10-32565		4	SCREW-Water Pump Housing to Drive Shaft Housing (1 IN.)
49	47-30041		1	IMPELLER
50	27-45605		1	GASKET-Water Pump Housing to Face Plate
51	45606		1	FACE PLATE
52	27-45604		1	GASKET-Face Plate to Top Cover
53	45608		1	COVER-Top-Drive Shaft Housing
54	10-28634		1	SCREW-Flushing-Top Cover
55	12-20260		1	WASHER-Sealing-Flushing Screw
56	10-32565		4	SCREW-Top Cover to Drive Shaft Housing (1 IN.)
57	11-20220		1	NUT-Drive Gear to Universal Joint
58	12-38108		1	WASHER-Drive Gear to Universal Joint Nut
59	15-20928A1		AR	SHIM SET-Drive Gear Roller Bearing
60	31-38142A2		1	TAPERED ROLLER BEARING ASSEMBLY-Drive Gear
61	38117A1		1	CARRIER ASSEMBLY-Oil Seal
62	26-38105		1	OIL SEAL
63	25-38106		1	O RING-Oil Seal Carrier
64	12-38107		1	WASHER-Roller Bearing Retainer to Oil Seal Carrier
65	38118		1	RETAINER-Tapered Roller Bearing-Drive Shaft Housing
66	38124		1	UNIVERSAL JOINT-Drive Gear
67	39413		1	YOKE-Universal Joint-Gear End (Short)
68	39409		1	SOCKET-Center-Universal Joint
69	36311		2	CROSS & BEARING ASSEMBLY-Universal Joint ( <b>Stamped "Detroit"</b> )
	60812		1	CROSS & BEARING ASSEMBLY-Universal Joint ( <b>Stamped "B" or "B-W"</b> )
70	39412		1	YOKE-Universal Joint-Coupling End (Long)

# GEAR HOUSING ASSEMBLY - DRIVE

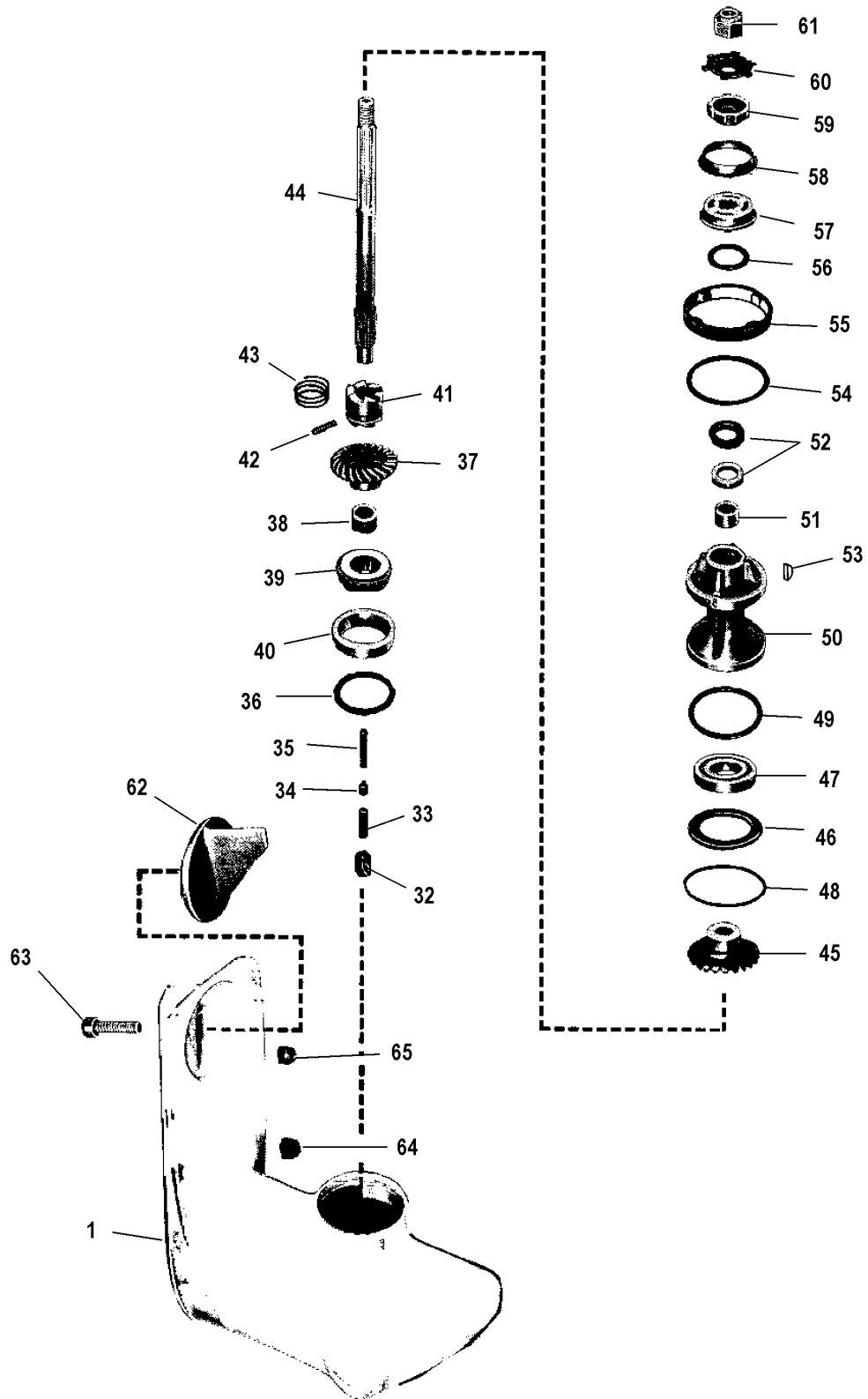


2510

## GEAR HOUSING ASSEMBLY - DRIVE

REF. NO.	PART NO.	SYM.	QTY.	DESCRIPTION
0	1634-2766A5		1	GEAR HOUSING-COMplete
1	1634-2766A1		1	GEAR HOUSING (BASIC)
2	16-36196		3	STUD-Gear Housing to Water & Oil Adaptor (1-5/16 IN.)
3	16-56298		2	STUD-Gear Housing to Drive Shaft Housing (1-31/32 IN.)
4	31-32898		1	ROLLER BEARING-Drive Shaft
5	45-45695A2		1	DRIVE SHAFT ASSEMBLY
6	12-45698		1	WASHER-Drive Shaft
7	24-20254		1	SPRING-Drive Shaft
8	17-30545		1	PIN-Drive Shaft
9	43-55425		1	PINION GEAR
10	11-30932		1	NUT-Pinion Gear to Drive Shaft
11	10-28634		1	SCREW-Gear Housing Grease Filler & Vent Hole
12	12-20260		1	WASHER-Rubber-Grease Filler & Vent Hole Screw
13	45686		1	SHIFT SHAFT-Lower
14	18-20233		1	COTTER PIN-Shift Shaft
15	25-25439		1	O RING-Shift Shaft Bushing
16	23-46284A1		1	BUSHING ASSEMBLY-Shift Shaft
17	26-46021		2	OIL SEAL-Shift Shaft Bushing
18	12-31266		1	WASHER-Shift Shaft Bushing
19	12-29395		1	WASHER-Shift Shaft
20	15-45691A1		AR	SHIM SET-Drive Shaft Bearing Cup to Gear Housing
21	31-45692A1		1	TAPERED ROLLER BEARING ASSEMBLY
22	NSS		1	CUP
23	11-45690		1	NUT-Roller Bearing to Drive Shaft
24	25-26855		1	O RING-Water and Oil Adaptor (Large)
25	27-45689		1	GASKET-Water and Oil Adaptor
26	45685A1		1	ADAPTOR ASSEMBLY-Water and Oil
27	26-38970		1	SEAL-Rubber-Water Inlet Tube
28	23-52928		1	SLEEVE-Guide-Water Inlet Tube
29	25-23145		1	O RING-Water and Oil Adaptor (SMALL)
30	11-30506		3	NUT-Water & Oil Adaptor to Gear Housing Stud

# GEAR HOUSING ASSEMBLY - PROP



2511

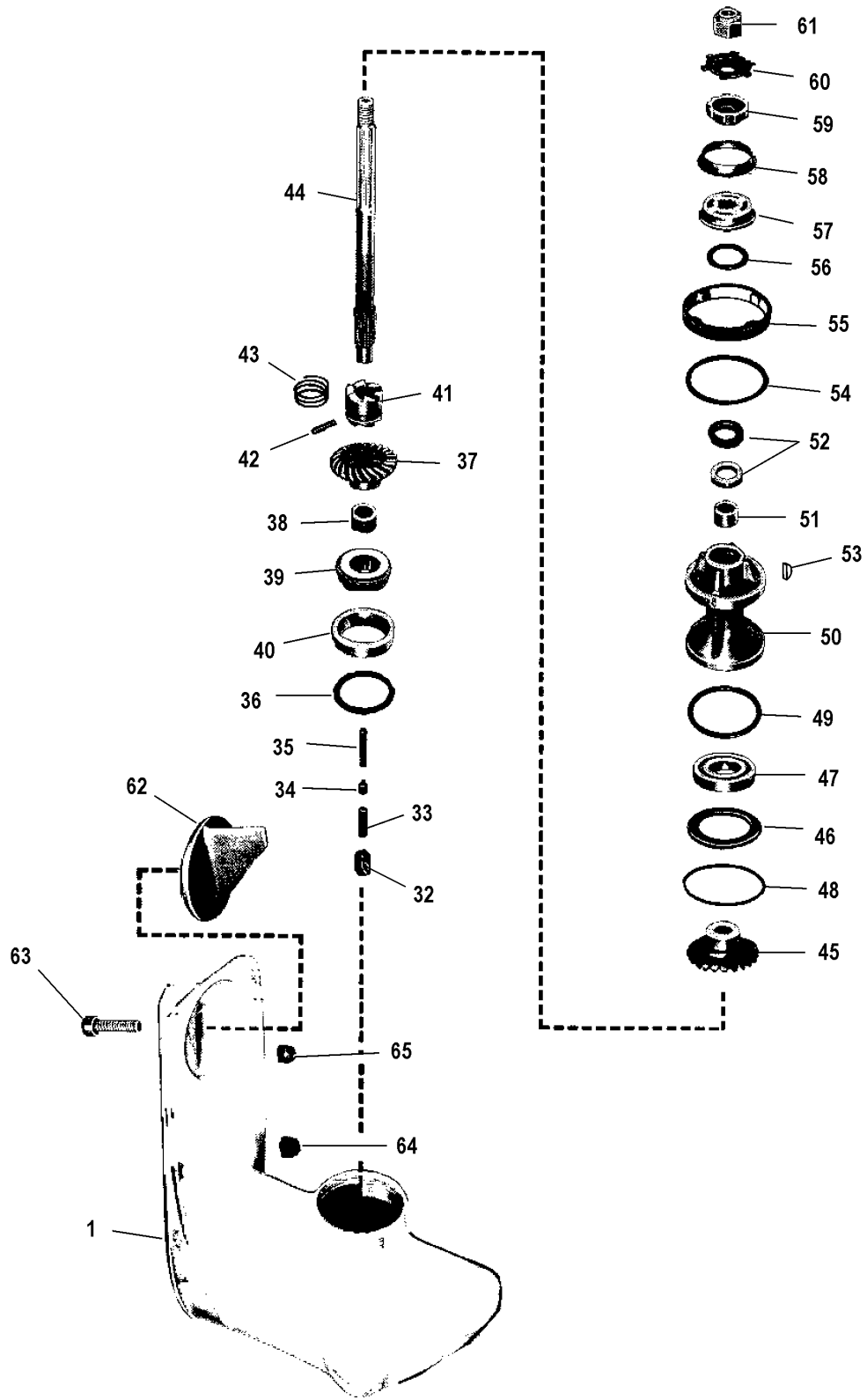


# GEAR HOUSING ASSEMBLY - PROP

REF. NO.	PART NO.	SYM.	QTY.	DESCRIPTION
0	1634-2766A5		1	GEAR HOUSING-COMPLETE
1	1634-2766A1		1	GEAR HOUSING (BASIC)
32	36288		1	SHIFT CAM
33	30625		1	CAM FOLLOWER
34	30624		1	SLIDE-Cross Pin
35	24-30622		1	SPRING-Cam Follower
36	15-30923A1		AR	SHIM SET-Bearing Cup to Gear Housing
37	43-55424		1	FORWARD GEAR
38	31-30895		1	ROLLER BEARING-Forward Gear
39	31-30894A1		1	TAPERED ROLLER BEARING ASSEMBLY
40	NSS		1	CUP
41	52-34239		1	CLUTCH
42	17-30632		1	CROSS PIN-Clutch to Prop Shaft
43	24-30893		1	SPRING-Cross Pin
44	44-45683		1	PROP SHAFT
45	43-55428		1	REVERSE GEAR
46	12-30633		1	THRUST WASHER-Bearing Carrier to Gear Housing
47	30-31265		1	BALL BEARING-Reverse Gear
48	15-29955A1		AR	SHIM SET-Thrust Washer to Gear Housing
49	25-29976		1	O RING-Bearing Carrier
50	45607A1		1	BEARING CARRIER ASSEMBLY
51	31-30956		1	ROLLER BEARING
52	26-30550		2	OIL SEAL
53	28-30281		1	KEY-Bearing Carrier
54	12-29957		1	WASHER-Gear Housing Cover
55	31037		1	COVER-Gear Housing
56	12-31013		1	THRUST WASHER-Bearing Carrier
57	30581A1		1	THRUST HUB AND WASHER ASSEMBLY
58	12-29590		1	CUPPED WASHER
59	12-31211		1	SPLINED WASHER-Prop Shaft
60	14-31210		1	TAB WASHER-Prop Shaft
61	11-29594		1	PROP NUT
62	45684A1		1	TRIM TAB
63	10-32470		1	SCREW-Trim Tab to Gear Housing (1-3/4 IN.)
64	11-34933		1	NUT-Drive Shaft Housing to Gear Housing Stud (7/16 IN.)
65	11-34932		1	NUT-Drive Shaft Housing to Gear Housing Stud (3/8 IN.)
0	48-33242A3		1	PROPELLER ASSEMBLY (9-1/2 IN. PITCH)
	48-35936A3		1	PROPELLER ASSEMBLY (11 IN. PITCH)
	48-32392A3		1	PROPELLER ASSEMBLY (13 IN. PITCH)
	48-32390A3		1	PROPELLER ASSEMBLY (15 IN. PITCH)

CONTINUED ON NEXT PAGE ➡

# GEAR HOUSING ASSEMBLY - PROP

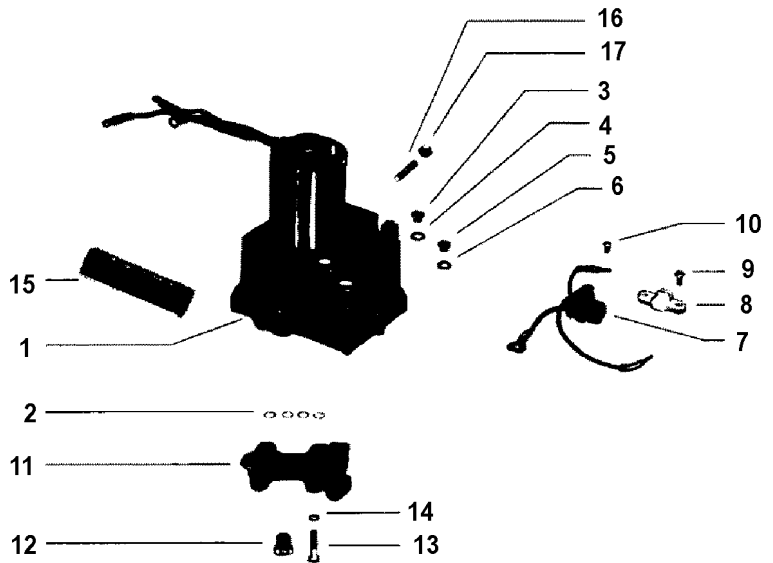
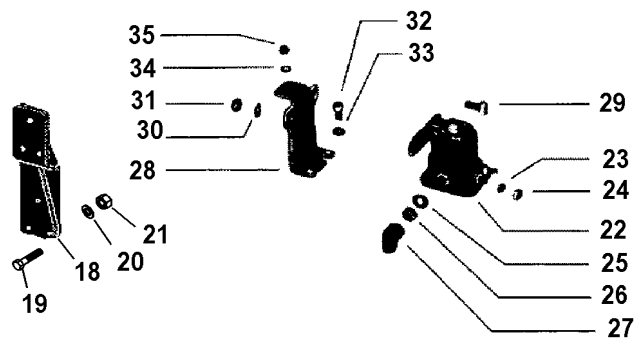
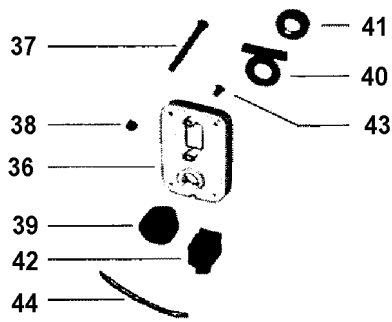


2511

## GEAR HOUSING ASSEMBLY - PROP

<b>REF. NO.</b>	<b>PART NO.</b>	<b>SYM.</b>	<b>QTY.</b>	<b>DESCRIPTION</b>
0	48-32264A3		1	PROPELLER ASSEMBLY (17 IN. PITCH)
	48-32750A3		1	PROPELLER ASSEMBLY (19 IN. PITCH)
	48-32746A3		1	PROPELLER ASSEMBLY (21 IN. PITCH)
	48-52008A3		1	PROPELLER ASSEMBLY (23 IN. PITCH)
	48-52012A3		1	PROPELLER ASSEMBLY (25 IN. PITCH)

# HYDRAULIC PUMP AND CONTROL PANEL



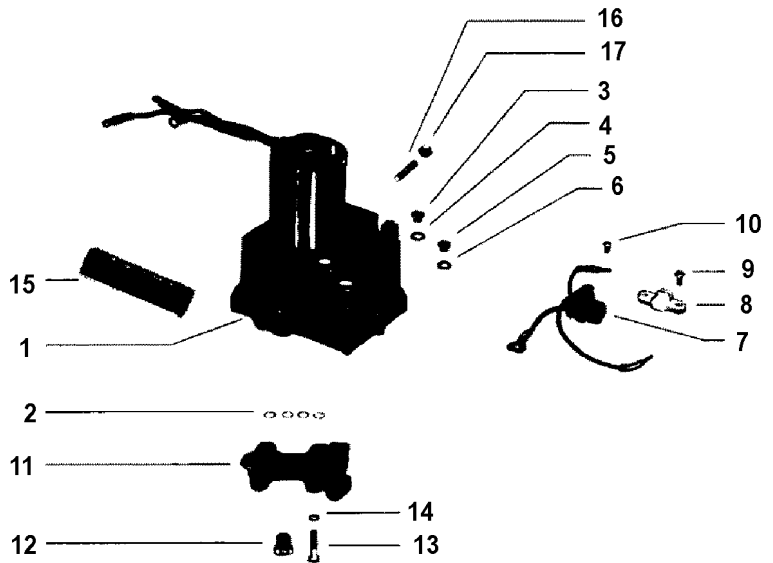
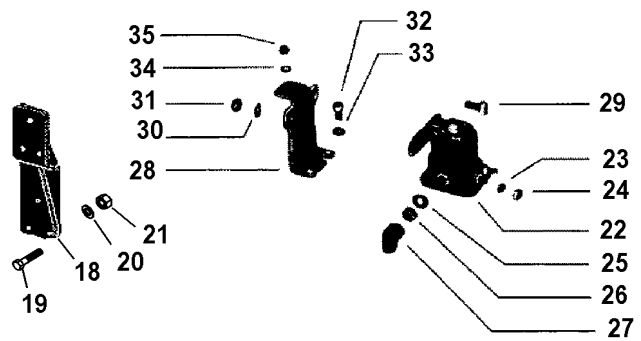
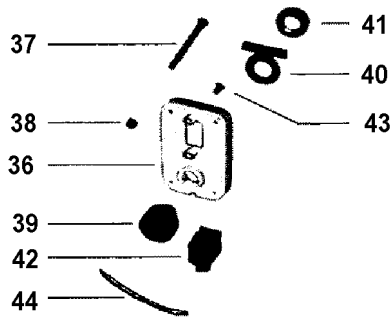
2514

# HYDRAULIC PUMP AND CONTROL PANEL

REF. NO.	PART NO.	SYM.	QTY.	DESCRIPTION
1	45060A7		1	HYDRAULIC PUMP ASSEMBLY
2	25-21720		4	O RING-Pump to Control Valve
3	10-46918		1	VENT SCREW
4	13-46917		1	LOCKWASHER-Vent Screw
5	10-28634		1	FILLER SCREW
6	12-20260		1	WASHER-Sealing-Filler Screw
7	45325		1	CONNECTOR AND HARNESS
8	45559		1	TERMINAL BLOCK-Hydraulic Pump
9	10-35519		2	SCREW- Terminal Block to Hydraulic Pump (1/2 IN.)
10	10-30663		2	SCREW-Harness Leads to Terminal Block (3/8 IN.)
11	45382A1		1	CONTROL VALVE ASSEMBLY
NS	25-21720		4	O RING- Hydraulic Pump to Control Valve
12	22-38609		1	PLUG-Control Valve (3/8-24 IN.)
13	10-21091		4	SCREW-Control Valve to Hydraulic Pump (1-1/8 IN.)
14	13-26992		4	LOCKWASHER-Control Valve Screw
15	38-55823		1	DECAL-Oil Instructions-Hydraulic Pump
16	16-21831		3	STUD-Hydraulic Pump to Mounting Bracket
17	11-35814		3	NUT-Hydraulic Pump Stud
18	46306		1	BRACKET-Mounting-Hydraulic Pump
19	10-26066		3	SCREW-Hydraulic Pump Mounting Bracket to Transom
20	12-20546		3	WASHER-Hydraulic Pump Mounting Bracket Screw
21	11-35814		3	NUT-Hydraulic Pump Mounting Bracket Screw
22	25661		1	STARTER SOLENOID
23	13-26996		2	LOCKWASHER-Starter Solenoid Terminal (#10)
24	1173-20645		2	NUT-Starter Solenoid Terminal (#10)
25	13-26993		2	LOCKWASHER-Starter Solenoid Terminal (5/16 IN.)
26	11-20083		2	NUT-Starter Solenoid Terminal (5/16 IN.)
27	46265		2	BOOT-Rubber-Starter Solenoid Terminal
28	45321		1	BRACKET-Mounting-Starter Solenoid
29	10-34290		2	SCREW-Starter Solenoid to Mounting Bracket (5/8 IN.)
30	13-26992		2	LOCKWASHER-Starter Solenoid Screw
31	11-21825		2	NUT-Starter Solenoid Screw
32	10-21140		2	SCREW-Mounting Bracket to Hydraulic Pump (1/2 IN.)
33	13-26992		2	LOCKWASHER-Mounting Bracket Screw
34	13-27660		1	LOCKWASHER-Hydraulic Pump Thru Bolt
35	11-20645		1	NUT-Mounting Bracket to Hydraulic Pump Thru Bolt
-	<b>55900A2</b>		<b>1</b>	<b>CONTROL PANEL ASSEMBLY</b>
36	55900		1	CONTROL PANEL
37	10-32866		4	SCREW-Control Panel to Dashboard (2 IN.)
38	11-20190		4	NUT-Control Panel Screw
39	54211		1	IGNITION SWITCH-Control Panel
NS	30431		1	KEY
40	38-38706		1	INSERT-Ignition Switch Bezel

CONTINUED ON NEXT PAGE ➡

# HYDRAULIC PUMP AND CONTROL PANEL

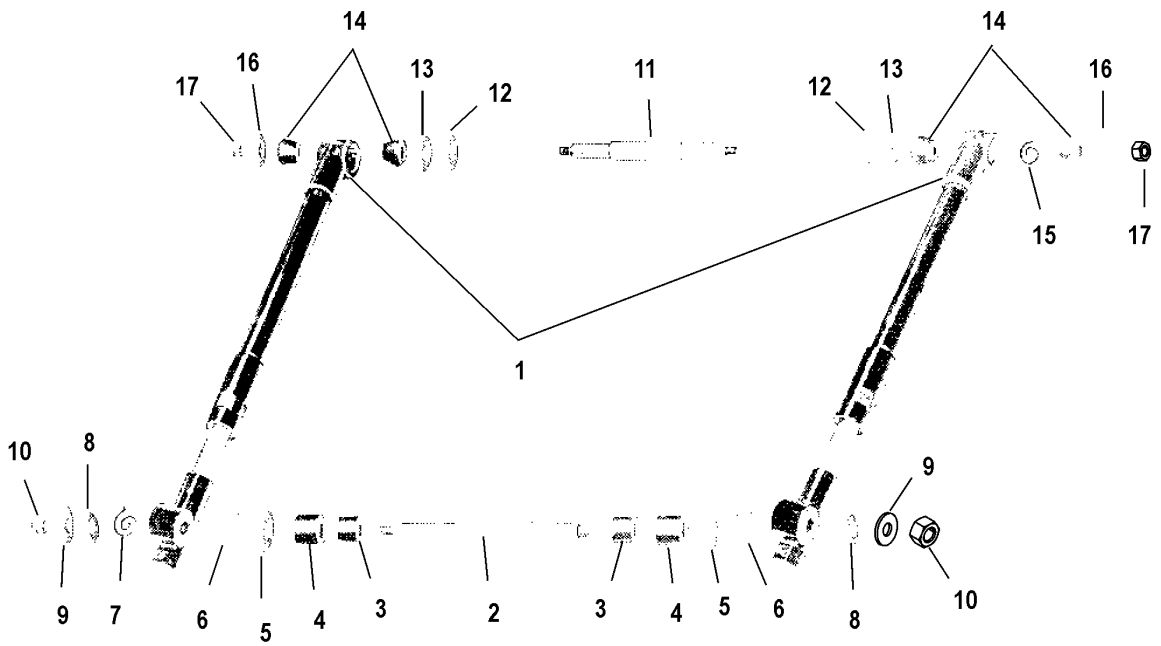
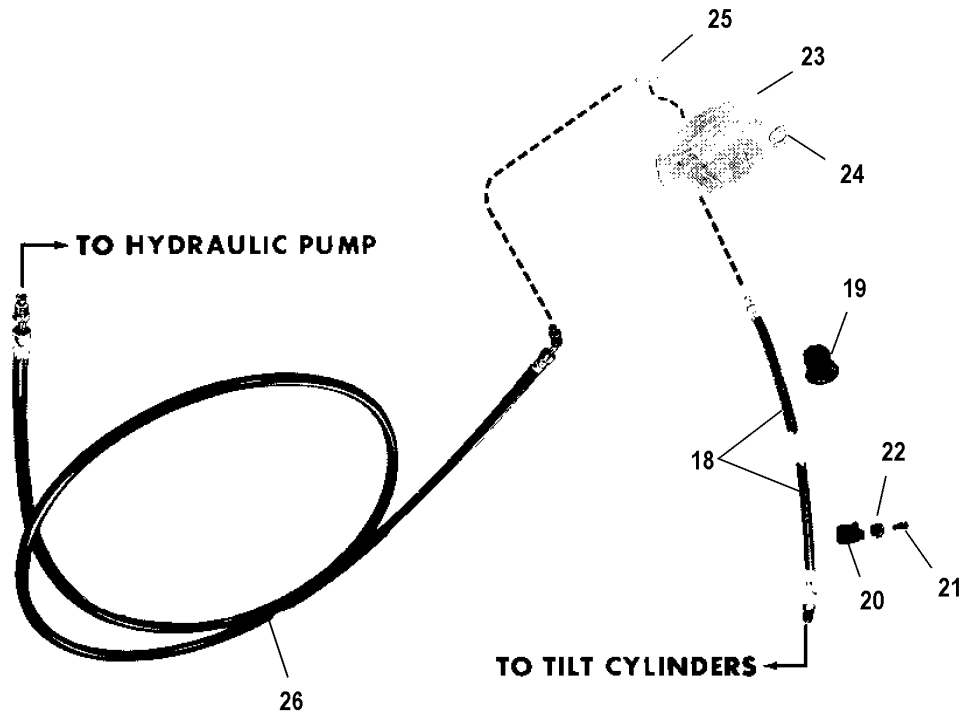


2514

## HYDRAULIC PUMP AND CONTROL PANEL

REF. NO.	PART NO.	SYM.	QTY.	DESCRIPTION
41	32861		1	BEZEL-Ignition Switch to Control Panel
42	45002		1	ROCKER SWITCH-Control Panel
43	10-38792		2	SCREW-Rocker Switch toControl Panel
44	45340		1	JUMPER WIRE-Ignition Switch to Rocker Switch (Red-2-1/2 IN.)
45	45448		1	CONTROL HARNESS
46	54-46770		1	CLAMP-Wiring Harness
47	10-29227		1	SCREW-Wiring Harness Clamp
48	11-34388		1	NUT-Wiring Harness Clamp Screw
49	56675		1	BATTERY CABLE (Positive)
50	56676		1	BATTERY CABLE (Negative)

# TILT CYLINDERS AND HYDRAULIC HOSES



2515



## TILT CYLINDERS AND HYDRAULIC HOSES

REF. NO.	PART NO.	SYM.	QTY.	DESCRIPTION
1	45375A1		2	TILT CYLINDER ASSEMBLY
2	17-39641		1	ANCHOR PIN-Tilt Cylinder to Drive Shaft Housing
3	23-39639		2	SLEEVE-Drive Shaft Housing Anchor Pin
4	23-39638		2	SLEEVE-Rubber-Drive Shaft Housing Anchor Pin
5	12-39637		2	WASHER-Drive Shaft Housing Anchor Pin
6	13-37642		2	WAVE WASHER-Drive Shaft Housing Anchor Pin
7	24-46312		2	SPRING-Drive Shaft Housing Anchor Pin
8	12-39782		2	WASHER-Rubber-Drive Shaft Housing Anchor Pin
9	12-29395		2	WASHER-Drive Shaft Housing Anchor Pin
10	11-34932		2	NUT-Drive Shaft Housing Anchor Pin
11	17-39640		1	ANCHOR PIN-Tilt Cylinder to Gimbal Ring
12	12-39636		2	WASHER-Gimbal Ring Anchor Pin
13	12-36041		2	WASHER-Gimbal Ring Anchor Pin
14	23-35278		4	BUSHING-Tapered-Gimbal Ring Anchor Pin
15	24-46312		2	SPRING-Gimbal Ring Anchor Pin
16	12-36042		2	WASHER-Gimbal Ring Anchor Pin
17	11-35814		2	NUT-Gimbal Ring Anchor Pin
18	32-38755		2	HYDRAULIC HOSE-Elbow to Tilt Cylinders (25-3/4 IN.)
19	23-35977		2	GROMMET-Hydraulic Hose
20	54-22875		3	CLIP-Hydraulic Hose ( <b>NYLON</b> )
	54-28700		1	CLIP-Hydraulic Hose to Transom Plate ( <b>Steel</b> )
21	10-35401		2	SCREW-Hydraulic Hose Clip ( <b>1 IN.</b> )
	10-20776		1	SCREW-Hydraulic Hose Clip to Transom Plate ( <b>1/2 IN.</b> )
	10-57143		1	SCREW-Hydraulic Hose Clip ( <b>3/4 IN.</b> )
22	22789		3	D-WASHER-Hydraulic Hose Clip Screw
	13-26992		1	LOCKWASHER-Hydraulic Hose Clip Screw
23	49200A2		1	COVER ASSEMBLY-Inlet
24	12-49199		2	WASHER-Inlet Cover
25	22-38752		1	ELBOW-Connecting Hose to Tilt Cylinders
26	32-57114		1	HYDRAULIC HOSE-Elbow to Hydraulic Pump (25 IN.)

# PARTS INDEX

Part Number	Description	Pg.	Ref. No.	Part Number	Description	Pg.	Ref. No.
1546554	SHIM, SPACER - MAIN BEARING (2.95MM)	29	28	37125	ADAPTOR, OIL FILTER TO CYLINDER BLOCK	25	28
22789	"D" WASHES, WIRING HARNESS CLIP SCREW	3	16	38117A1	CARRIER ASSEMBLY-Oil Seal	51	61
22789	"D" WASHER, BATTERY CABLE CLAMP SCREW	3	38	38118	RETAINER-Tapered Roller Bearing-Drive Shaft Housing	51	65
22789	"D" WASHER, FUEL LINE CLIP SCREW	35	54	38119A1	COVER ASSEMBLY-Water Pocket	49	10
22789	"D" WASHER, STATOR LEADS CLIP SCREW	31	46	38124	UNIVERSAL JOINT-Drive Gear	51	66
22789	"D" WASHER, WIRING HARNESS CLIP SCREW	3	27	38161A2	GIMBAL RING ASSEMBLY	45	1
22789	"D" WASHER, Water Tube Clamp	41	17	38162A3	BELL HOUSING ASSEMBLY	43	46
22789	D-WASHER-Hydraulic Hose Clip Screw	63	22	38174	STEERING LEVER-Upper Swivel Shaft	45	16
25661	STARTER SOLENOID	5	55	38175A2	RECEIVER HOUSING ASSEMBLY	47	46
25661	STARTER SOLENOID	59	22	38176A1	BELLOWS ASSEMBLY-Universal Joint	41	40
26079	PLATE, WIRING HARNESS TO MOUNTING BRACKET	3	2	38177	EXHAUST BELLOWS	43	43
26551	BRACKET, THROTTLE RETURN SPRING	15	56	38179A4	SENDER HOUSING ASSEMBLY	45	36
27947	SWIVEL, LINK ROD TO THROTTLE LEVER	15	49	38187A1	STEERING LINK ROD ASSEMBLY	45	24
29104	INSERT	51	45	38188	MOUNT, Rubber - Gimbal Housing Ball Bearing	41	13
29359	LUBRICAP, Gimbal Housing Grease Fitting	41	3	38192	YOKE-Steering Link Rod	45	19
30431	KEY	59	NS	38209	COVER, Water Tube	41	29
30581A1	THRUST HUB AND WASHER ASSEMBLY	55	57	38211	ROD END-Sender Housing Piston	45	37
30624	SLIDE-Cross Pin	55	34	38262A1	LINK ROD ASSEMBLY	43	63
30625	CAM FOLLOWER	55	33	38371	SEAL, Exhaust - Transom plate	39	3
31037	COVER-Gear Housing	55	55	38539	BATTERY CABLE, NEGATIVE (BLACK)	3	33
31899	RETAING PLATE-Tilt Stop Switch to Gimbal Ring	45	32	38540	BATTERY CABLE, POSITIVE (RED)	3	32
32177A1	RECTIFIER ASSEMBLY	5	66	38547	COIL ASSEMBLY, IGNITION	9	22
32582	UPPER SWIVEL SHAFT-Gimbal Ring to Gimbal Housing	45	13	38557	ADAPTOR, OIL PRESSURE SENDER TO CYLINDER BLOCK	5	45
32637	STRAP-Tilt Stop Switch Retaining	45	33	38559	OIL PRESSURE SENDER ASSEMBLY, CYLINDER BLOCK	5	42
32861	BEZEL-Ignition Switch to Control Panel	61	41	38581	WATER SHUTTER-Rubber-Drive Shaft Housing	49	27
33321	BRACKET, COIL	9	26	38584	PLATE-Supporting-Transom Screw (Top)	41	33
33393	SLEEVE, ADJUSTING - LINK ROD	15	51	38886	BUMPER-Gimbal Ring	45	27
33394	LINK ROD, CARBURETOR SWIVEL TO ADJUSTING SLEEVE (UPPER)	15	53	38983	SWIVEL, LINK ROD TO CARBURETOR	15	54
34762A1	PLATE ASSEMBLY, Inhibitor - Gimbal Housing	41	21	39409	SOCKET-Center-Universal Joint	51	68
35626	LINK ROD, THROTTLE LEVER SWIVEL TO ADJUSTING SLEEVE (LOWER)	15	50	39412	YOKE-Universal Joint-Coupling End (Long)	51	70
36288	SHIFT CAM	55	32	39413	YOKE-Universal Joint-Gear End (Short)	51	67
36311	CROSS & BEARING ASSEMBLY-Universal Joint	51	69	39508	HOOK-Reverse Arm	49	21
37036	CLAMP, DISTRIBUTOR TO CYLINDER HEAD	9	34	39508A1	REVERSE HOOK ASSEMBLY	49	-
				39511	REVERSE HOOK ARM	49	19

# PARTS INDEX

Part Number	Description	Pg.	Ref. No.	Part Number	Description	Pg.	Ref. No.
45002	ROCKER SWITCH-Control Panel	61	42	46596	PLATE, THRUST - CAMSHAFT	29	3
45011A2	SHIFT SHAFT-Intermediate	49	15	46597	FILTER, TENSIONER BLOCK	29	14
45036A1	TILT STOP SWITCH ASSEMBLY-Gimbal Ring	45	30	46598	TENSIONER BLOCK ASSEMBLY, TIMING CHAIN	29	11
45060A7	HYDRAULIC PUMP ASSEMBLY	59	1	46611	CAP, OIL PRESSURE RELEASE VALVE SPRING	27	55
45321	BRACKET-Mounting-Starter Solenoid	59	28	46625	RETAINER KIT, DISTRIBUTOR CAP	9	18
45325	CONNECTOR AND HARNESS	59	7	46626	CONDENSER	9	14
45340	JUMPER WIRE-Ignition Switch to Rocker Switch (Red-2-1/2 IN.)	61	44	46630	CAP ASSEMBLY,DISTRIBUTOR	9	2
45375A1	TILT CYLINDER ASSEMBLY	63	1	46631	BALL AND SPRING ASSEMBLY, DISTRIBUTOR CAP	9	3
45382A1	CONTROL VALVE ASSEMBLY	59	11	46632	ROTOR, DISTRIBUTOR	9	4
45448	CONTROL HARNESS	61	45	46635	BREAKER ASSEMBLY, DISTRIBUTOR	9	7
45559	TERMINAL BLOCK-Hydraulic Pump	59	8	46658	BAND, STARTER MOTOR	7	23
45606	FACE PLATE	51	51	46969	SHIELD, BREAKER ASSEMBLY	9	6
45607A1	BEARING CARRIER ASSEMBLY	55	50	47166	SHAFT, OIL PUMP BODY TO PINION SHAFT	27	42
45608	COVER-Top-Drive Shaft Housing	51	53	47594	THERMOSTAT	33	26
45619	HOUSING, REAR MOUNT	37	19	48097	PLATE, GUIDE - TIMING CHAIN	29	8
45621A1	ENGINE COUPLING ASSEMBLY	31	38	48952	WATER TEMPERATURE SENDER ASSEMBLY, FRONT MOUNT HOUSING	5	39
45625	COVER, FLYWHEEL HOUSING	37	5	49200A2	COVER ASSEMBLY-Inlet	63	23
45658	HOUSING, FLYWHEEL	37	1	49342	BUMPER, STARTER SOLENOID - MOUNTING BRACKET	5	51
45684A1	TRIM TAB	55	62	49343	LEVER-Tilt Stop Switch Actuating-Gimbal Ring	45	28
45685A1	ADAPTOR ASSEMBLY-Water and Oil	53	26	49704A1	LEVER ASSEMBLY, Shift cable - Transom plate	39	27
45686	SHIFT SHAFT-Lower	53	13	52734	BALL, MOUNTING - FLAME ARRESTOR	13	30
45696A1	UPPER SHIFT SHAFT ASSEMBLY	43	58	54211	IGNITION SWITCH-Control Panel	59	39
45697	UPPER SHIFT SHAFT LEVER	43	60	55513A3	EXHAUST ELBOW ASSEMBLY	33	15
45743	SHAFT-Impeller Drive	49	38	55514	END CAP, EXHAUST MANIFOLD - REAR	33	10
46011A1	VOLTAGE REGULATOR ASSEMBLY	5	62	55516	COVER, THERMOSTAT HOUSING	33	27
46117	CARRIER, RUBBER MOUNT	37	16	55517	END CAP, EXHASUT MANIFOLD - FRONT	33	11
46265	BOOT-Rubber-Starter Solenoid Terminal	59	27	55612	HOUSING, FRONT MOUNT	37	12
46306	BRACKET-Mounting-Hydraulic Pump	59	18	55612	HOUSING, THERMOSTAT AND MOUNT	33	23
46511	COVER, INSPECTION - CYLINDER BLOCK	25	22	55613A1	EXHAUST MANIFOLD ASSEMBLY	33	1
46529	OIL PAN	25	31	55613A3	EXHAUST MANIFOLD ASSEMBLY	33	1
46537	COVER, CAMSHAFT HOLE - CYLINDER BLCOK	25	14	55647A1	GIMBAL HOUSING ASSEMBLY	41	1
46556	CAP, OIL FILLER	21	5				
46560	VALVE GUIDE (13.25MM)	21	29				
46561	VALVE GUIDE (13.10MM)	21	29				
46573	CHAIN, TIMING - CAMSHAFT AND CRANKSHAFT TIMING GEARS	29	7				
46593	LIFTER, PUSH ROD (12MM)	21	12				
46594	LIFTER, PUSH ROD (12.2MM)	21	12				

# PARTS INDEX

Part Number	Description	Pg.	Ref. No.	Part Number	Description	Pg.	Ref. No.
55832A3	INTAKE MANIFOLD ASSEMBLY	35	42	58130	MOUNT, RUBBER - REAR MOUNT HOUSING AND MOUNT CARRIER	37	20
55879	PILOT RING, Gimbal Housing	41	19	58133	BRACKET, THROTTLE RETURN SPRING (CARBURETOR)	15	60
55880	COVER, Exhaust - Gimbal Housing	41	4	58285	SHAFT, PINION - OIL PUMP SHAFT TO DISTRIBUTOR	27	41
55883A2	TRANSOM PLATE ASSEMBLY	39	1	58514	FUEL PUMP ASSEMBLY	13	2
55884	COVER, Exhaust- Transom plate	39	5	58520	COVER, TIMING	25	37
55900	CONTROL PANEL	59	36	58526	COVER, TOP	21	1
55900A2	CONTROL PANEL ASSEMBLY	59	-	58528	SEAL, SPARK PLUG TUBE TO COVER	21	34
55942	LEVER, THROTTLE	15	42	58529	RETAINER, SPARK PLUG TUBE SEAL	23	35
56038	EMBLEM-Gimbal Housing	41	NS	58542	REPAIR KIT, FUEL PUMP	13	3
56040	BELLOWS, EXHAUST ELBOW TO TRANSOM PLATE	33	21	58543	SUPPORT, ROCKER SHAFT (INTERMEDIATE)	21	7
56202	GAUGE, OIL LEVEL (DIP STICK)	25	19	58545	SUPPORT, ROCKER SHAFT (FRONT, CENTER AND REAR)	21	7
56205	BRACKET, MOUNTING - STARTER SOLENOID, RETIFIER AND VOLTAGE R	5	47	58546	CAP, VALVE SPRING (UPPER)	21	20
56207	BRACKET, COIL MOUNTING - LIFTING EYE	9	31	58551	ROD, PUSH - INLET	21	13
56511	COVER, CHOKE PIPE	13	19	58552	ROD, PUSH - EXHAUST	21	13
56620	BRACKET, MOUNTING - HARNESS LEAD CLAMP	3	8	58553	VALVE, INLET (LARGE HEAD)	21	26
56675	BATTERY CABLE (Positive)	61	49	58556	SHAFT, ROCKER	21	9
56676	BATTERY CABLE (Negative)	61	50	58558	ARM, ROCKER - EXHAUST	21	14
56731	BRACKET MOUNTING - WIRING HARNESS (NOT AS SHOWN)	3	3	58559	VALVE, EXHAUST (SMALL HEAD)	21	25
56732	FLAME ARRESTOR, CARBURETOR	13	34	58562	BODY, OIL PUMP	27	43
56823	WIRING HARNESS, EXTERNAL	3	1	58566	PLATE, RETAINER - PICK-UP TUBE	27	47
57017	LEAD ASSEMBLY, COIL TO DISTRIBUTOR (8 1/2")	9	21	58568	TUBE, PICK-UP	27	45
57018--9	LEAD ASSEMBLY, HIGH TENSION - DISTRIBUTOR (9")	9	41	58569	OIL FILTER	25	27
57018-12	LEAD ASSEMBLY, HIGH TENSION - DISTRIBUTOR (12")	11	41	58570	PLATE, OIL FILTER ADAPTOR	25	29
58060	STARTER SOLENOID, STARTER HOUSING	7	3	58572	CONNECTOR, SPARK PLUG TO HIGH TENSION LEAD	11	46
58061	ARM, STARTER SOLENOID	7	6	58576	ARM, ROCKER - INLET	21	14
58064	INSERT, STARTER SOLENOID ARM	7	7	58577	DISTRIBUTOR ASSEMBLY, COMPLETE	9	1
58065	BUMPER, SOLENOID TO STARTER HOUSING	7	10	58579	DRIVE KIT, DISTRIBUTOR	9	20
58067	HOUSING, STARTER	7	1	58583	WIPER KIT, DISTRIBUTOR ROTOR	9	11
58069	DRIVE ASSEMBLY, CLUTCH	7	12	58584	PLATE, MOUNTING - BREAKER ASSEMBLY	9	10
58075	ARMATURE	7	17	58585	CAP, FUEL PUMP FILTER	13	5
58075	FIELD COIL ASSEMBLY	7	20	58590	SPACER, FUEL PUMP	13	10
58076	BRUCH KIT, STARTER (POSITIVE AND NEGATIVE)	7	21	58592	ROD, FUEL PUMP ACTUATING	13	8
				58593	SEAL, HIGH TENSION LEAD	11	43
				58594	PROTECTOR, HIGH TENSION LEAD	11	42
				60812	CROSS & BEARING ASSEMBLY-Universal Joint	51	69
				61314	FLAME ARRESTOR, CARBURETOR	15	34

# PARTS INDEX

Part Number	Description	Pg.	Ref. No.	Part Number	Description	Pg.	Ref. No.
10-20055	SCREW, BRACKET TO FLYWHEEL HOUSING . . .	3	9	10-26065	SCREW, RECTIFIER TO MOUNTING BRACKET (1")	5	70
10-20776	SCREW, FLYWHEEL COVER TO FLYWHEEL HOUSING (1/2") . . . . .	37	6	10-26066	SCREW-Hydraulic Pump Mounting Bracket to Transom . . . . .	59	19
10-20776	SCREW, RUBBER MOUNT TO REAR MOUNTHOUSING (1/2") . .	37	22	10-27165	SCREW, COIL BRACKET TO MOUNTING BRACKET (3/4") . . . . .	9	27
10-20776	SCREW, STATOR AND WIRING HARNESS CLIP ATTACHING (1/2") . . . . .	31	42	10-28634	FILLER SCREW . . . . .	59	5
10-20776	SCREW-Hydraulic Hose Clip to Transom Plate . . . . .	63	21	10-28634	FILLER SCREW-Sender Housing . . . . .	45	39
10-20784	SCREW, FLAME ARRESTOR TO CARBURETOR (1 1/2")	13	29	10-28634	SCREW-Filling & Vent-Drive Shaft Housing . . . . .	49	6
10-21091	SCREW-Control Valve to Hydraulic Pump (1-1/8 IN.)	59	13	10-28634	SCREW-Flushing-Top Cover .	51	54
10-21140	SCREW-Mounting Bracket to Hydraulic Pump (1/2 IN.) . .	59	32	10-28634	SCREW-Gear Housing Grease Filler & Vent Hole . . . . .	53	11
10-21548	SCREW, STARTER SOLENOID TO MOUNTING BRACKET (3/4") . . . . .	5	60	10-29096	SCREW, ENGINE COUPLING TO FLYWHEEL (2 1/2") . .	29	33
10-21722	SCREW, MOUNTING FLYWHEEL HOUDING AND TRANSOM PLATE (5/8") . . . . .	37	3	10-29227	SCREW, WIRING HARNESS CLAMP . . . . .	3	19
10-21722	SCREW-Receiver Housing to Bell Housing (5/8 IN.) . . . .	47	48	10-29227	SCREW-Wiring Harness Clamp . . . . .	61	47
10-22290	SCREW, Drive - Name plate to transom plate . . . . .	39	9	10-29852	SCREW, HARNESS LEAD TO RECTIFIER (3/8") . . . . .	5	67
10-22387	SCREW, CLAMP TO MOUNTING BRACKET (1")	3	12	10-30663	SCREW-Harness Leads to Terminal Block (3/8 IN.) . . .	59	10
10-22387	SCREW-Retaining Plate & Strap to Gimbal Ring (1 IN.)	45	34	10-31903	SCREW, STATOR LEADS TO CLIP ATTACHING (3/8") . .	31	45
10-22659	SCREW, Sender housing to transom plate (1 5/8") . . . .	39	15	10-31903	SCREW-Actuating Lever and Bumper to Gimbal Ring (3/8 IN.) . . . . .	45	29
10-22793	SCREW, BATTERY CABLE CLAMP TO BOAT (7/8") . .	3	37	10-32228	SCREW, Exhaust Cover to Gimbal Housing . . . . .	41	6
10-22960	SCREW, RUBBER MOUNT TO MOUNT CARRIER (1 3/8") . . . . .	37	21	10-32470	SCREW-Trim Tab to Gear Housing (1-3/4 IN.) . . . . .	55	63
10-24231	SCREW, WIRING HARNESS LEAD ATTACHING (1/4") .	3	21	10-32565	SCREW-Top Cover to Drive Shaft Housing (1 IN.) . . . .	51	56
10-24644	SCREW, FLAME ARRESTOR TO CARBURETOR (1 3/8")	13	29	10-32565	SCREW-Water Pump Housing to Drive Shaft Housing (1 IN.) . . . . .	51	48
10-25038	SCREW, END CAP TO EXHAUST MANIFOLD (7/8") . . . . .	33	14	10-32695	SCREW, FLYWHEEL HOUSING TO CYLINDER BLOCK (2 1/4") . . . . .	37	9
10-25299	SCREW, MOUNTING BRACKET TO EXHAUST MANIFOLD (3/4") . . . . .	5	52	10-32866	SCREW-Control Panel to Dashboard (2 IN.) . . . . .	59	37
10-25764	SCREW, FUEL LINE CLIP TO MANIFOLD . . . . .	35	53	10-32995	SCREW-Steering Lever to Upper Swivel Shaft (2 IN.) .	45	17
10-25764	SCREW, VOLTAGE REGULATOR TO MOUNTING BRACKET (1/2") . . . . .	5	63	10-33008	SCREW, REAR MOUNT HOUSING TO FRONT MOUNT HOUSING (3 1/2")	37	26
10-25764	SCREW, WIRING HARNESS CLIP (1/2") . . . . .	3	15	10-33022	SCREW-Upper Swivel Shaft Retaining-Gimbal Ring . . .	45	6
				10-33033	SCREW, VENTURI CLUSTER TO FLOAT BOWL (OUTER)	17	22
				10-33034	SCREW, VENTURI CLUSTER TO FLOAT BOWL (CENTER) . . . . .	17	20
				10-33042	SCREW, FAST IDLE CAM TO FLOAT BOWL . . . . .	19	50

# PARTS INDEX

Part Number	Description	Pg.	Ref. No.	Part Number	Description	Pg.	Ref. No.
10-33045	SCREW, CHOKE VALVE TO CHOKE SHAFT . . . . .	19	55	10-38870	SCREW, Exhaust cover to transom plate (7/8") . . . . .	39	6
10-33047	SCREW, STAT COVER AND COIL TO CHOKE HOUSING . . . . .	19	68	10-39510	SCREW-Reverse Hook to Arm (2-5/8 IN.) . . . . .	49	22
10-33047	SCREW, AIR HORN PUMP LEVER . . . . .	17	32	10-39965	SCREW-Hydraulic Tubing Cover to Gimbal Housing (3/4 IN.) . . . . .	47	45
10-33048	SCREW, AIR HORN TO FLOAT BOWL (LONG) . . .	17	5	10-45590	SCREW-Shift Lever to Shift Shaft . . . . .	43	62
10-33052	SCREW, THROTTLE BODY TO FLOAT BOWL . . . . .	19	47	10-45628	SCREW, MOUNTING BRACKET TO CYLINDER BLOCK . . . . .	9	32
10-33053	SCREW, CHOKE HOUSING TO AIR HORN . . . . .	19	58	10-46197	SCREW, FLYWHEEL HOUSING TO CYLINDER BLOCK (3 1/2") . . . . .	37	9
10-33056	SCREW, CHOKE PISTON LEVER TO CHOKE HOUSING . . . . .	19	60	10-46197	SCREW, STARTER MOTOR AND FLYWHEEL HOUSING TO CYLDR BLK 3 1/2 . . . . .	3	30
10-33311	SCREW, COIL ATTACHING BRACKET . . . . .	9	30	10-46504	BOLT, MAIN BEARING CAP TO CYLINDER BLOCK (67.5MM) . . . . .	25	5
10-34290	SCREW, Water Tube Cover to Gimbal Housing (5/8") . . . .	41	30	10-46506	PLUG, CYLINDER BLOCK . . . . .	25	6
10-34290	SCREW-Starter Solenoid to Mounting Bracket (5/8 IN.) . .	59	29	10-46593	SCREW, ADJUSTING - PUSH ROD . . . . .	21	15
10-34763	SCREW, Inhibitor Plate to Gimbal Housing (3/4") . . . .	41	22	10-46615	SCREW, OIL PUMP BODY TO CYLINDER BODY . . . . .	27	50
10-35046	DRIVE SCREW- Gimbal Housing (Exhaust flange) . . . . .	41	14	10-46622	SCREW, PRIMARY TERMINAL . . . . .	9	19
10-35046	DRIVE SCREW-Bell Housing Flange . . . . .	43	48	10-46629	SCREW, CONDENSER TO DISTRIBUTOR . . . . .	9	15
10-35401	SCREW-Hydraulic Hose Clip . .	63	21	10-46629	SCREW, FUEL PUMP CLAMPING . . . . .	13	4
10-35519	SCREW- Terminal Block to Hydraulic Pump (1/2 IN.) . . .	59	9	10-46636	SCREW, BREAKER ASSEMBLY TO DISTRIBUTOR . . . . .	9	9
10-37388	SCREW, FLYWHEEL HOUSING TO CYLINDER BLOCK (2 3/4") . . . . .	37	9	10-46653	SCREW, STARTER FIELD COIL . . . . .	7	16
10-37388	SCREW, STARTER MOTOR AND FLYWHEEL HOUSING TO CYLDR BLK 2 3/4 . . . . .	3	30	10-46718	SCREW, WIRING HARNESS PLATE TO MOUNTING BRACKET (3/4") . . . . .	3	4
10-37572	SCREW, Water Tube Clamp to Gimbal Housing . . . . .	41	16	10-46918	VENT SCREW . . . . .	59	3
10-38111	SCREW-Water Pocket Cover to Drive Shaft Housing (3/4 IN.) . . . . .	49	13	10-46964	SCREW, FLYWHEEL HOUSING TO FLYWHEEL CYLINDER BLOCK (4 1/4") . . . . .	37	9
10-38197	SCREW-Transom to Gimbal Housing (3-1/2 IN.) . . . . .	41	34	10-48565	BOLT-Gimbal Housing to Transom Plate (4-1/2 IN.) . . . . .	41	37
10-38245	SCREW, Flywheel housing to transom plate (3 3/4") . . . .	39	11	10-49309	SCREW, CHOKE PIPE CLIP TO EXHAUST MANIFOLD (3/8") . . . . .	13	22
10-38257	VENT SCREW-Sender Housing . . . . .	45	38	10-53016	SCREW, LIFTING EYE AND END CAP TO EXHAUST MANIFOLD (1 1/2") . . . . .	33	14
10-38507	SCREW, THROTTLE LEVER TO INTAKE MANIFOLD . . . . .	15	43	10-53512	SCREW, THERMOSTAT COVER TO HOUSING . . . . .	33	28
10-38524	SCREW, POSITIVE BATTERY CABLE TO CYLINDER BLOCK . . . . .	3	34	10-53576	SCREW, END CAP TO EXHAUST MANIFOLD (1 1/8") . . . . .	33	14
10-38563	SCREW, MOUNTING BRACKET TO CYLINDER TO BLOCK . . . . .	5	48				
10-38792	SCREW-Rocker Switch to Control Panel . . . . .	61	43				

# PARTS INDEX

Part Number	Description	Pg.	Ref. No.	Part Number	Description	Pg.	Ref. No.
10-57143	SCREW-Hydraulic Hose Clip .	63	21	11-20361	NUT, Sender housing stud . .	39	38
10-58077	BOLT, THRU - STARTER HOUSING . . . . .	7	13	11-20361	NUT, Shift cable stud . . . . .	39	22
10-58414	SCREW, REAR MOUNT HOUSING TO HOUSING FRONT MOUNT HOUSING (2 . . . . .)	37	24	11-20361	NUT, Shift lever stud . . . . .	39	30
10-58510	SCREW, CAMSHAFT HOLE COVER TO CYLINDER BLOCK (20MM) . . . . .	25	16	11-20509	NUT-Steering Link Rod to Steering Cable . . . . .	45	26
10-58510	SCREW, INSPECTION COVER TO CYLINDER BLOCK (20MM) . . . . .	25	24	11-20586	NUT, FLAME ARRESTOR SCREW . . . . .	15	36
10-58510	SCREW, MOUNTING BRACKET TO CYLINDER BLOCK . . . . .	3	6	11-20586	NUT, THROTTLE CABLE DTUD . . . . .	35	56
10-58518	SCREW, OIL PAN TO CYLINDER BLOCK . . . . .	25	33	11-20586	NUT, THROTTLE CABLE STUD . . . . .	15	48
10-58519	SCREW, TIMING COVER TO CYLINDER BLOCK . . . . .	25	39	11-20645	NUT, COIL TERMINAL . . . . .	9	25
10-58521	SCREW, OIL PAN TO CYLINDER BLOCK . . . . .	25	33	11-20645	NUT, OIL PRESSURE SENDER TERMINAL (10-32) . . . . .	5	44
10-58522	SCREW CONNECTING ROD CAP (55MM) . . . . .	29	19	11-20645	NUT, RECTIFIER TERMINAL	5	69
10-58525	SCREW, TIMING GEAR TO CRANKSHAFT . . . . .	29	26	11-20645	NUT, STARTER SOLENOID TERMINAL (10-32) . . . . .	5	59
10-58538	BOLT, CYLINDER HEAD TO CYLINDER BLOCK (215MM) . . . . .	23	37	11-20645	NUT, WATER TEMPERATURE SENDER TERMINAL (10-32) . . . . .	5	41
10-58539	BOLT, CYLINDER HEAD TO CYLINDER BLOCK (195MM) . . . . .	23	37	11-20645	NUT-Mounting Bracket to Hydraulic Pump Thru Bolt . .	59	35
10-58554	SCREW, THRUST PLATE TO CYLINDER BLOCK . . . . .	29	4	11-20696	NUT-Steering Lever Screw . .	45	18
10-58560	SCREW, GUIDE PLATE TO CYLINDER BLOCK . . . . .	29	9	11-21310	NUT, COMPRESSION - CHOKE PIPE . . . . .	13	20
10-58561	SCREW, TENSIONER BLOCK TO CYLINDER BLOCK . . .	29	12	11-21825	NUT-Starter Solenoid Screw .	59	31
10-58563	SCREW, OIL PUMP BODY TO CYLINDER BLOCK . . .	27	49	11-22339	NUT-Intermediate Shift Shaft .	49	17
10-58563	SCREW, PICK-UP TUBE TO OIL PUMP BODY . . . . .	27	48	11-23161	NUT, ENGINE COUPLING SCREW . . . . .	31	40
10-58567	SCREW, FILTER CAP ATTACHING . . . . .	13	6	11-23161	NUT, EXHASUT ELBOW STUD . . . . .	33	20
10-58750	SCREW, TATOR TO FLYWHEEL HOUSING (1")	29	37	11-25168	NUT, JAM - ADJUSTING SLEEVE TO LOWER LINK ROD . . . . .	15	52
11-20083	NUT, STARTER SOLENOID TERMINAL (5/16") . . . . .	5	57	11-25594	NUT, INTAKE MANIFOLD STUD . . . . .	35	51A
11-20083	NUT-Starter Solenoid Terminal (5/16 IN.) . . . . .	59	26	11-28941	NUT, JAM - FLAME ARRESTOR SCREW . . . . .	13	33
11-20101	JAM NUT-Steering Link Rod .	45	23	11-29594	PROP NUT . . . . .	55	61
11-20110	NUT, LINK ROD SWIVEL . . .	15	58	11-30506	NUT-Water & Oil Adaptor to Gear Housing Stud . . . . .	53	30
11-20110	NUT-Retaining Plate & Strap Screw . . . . .	45	35	11-30932	NUT-Pinion Gear to Drive Shaft . . . . .	53	10
11-20190	NUT-Control Panel Screw . . .	59	38	11-33825	NUT-Reverse Hook Screw . .	49	25
11-20220	NUT-Drive Gear to Universal Joint . . . . .	51	57	11-34087	NUT-Gimbal Housing Bolt . . .	41	39
11-20361	NUT, STARTER SOLENOID SCREW . . . . .	5	61	11-34388	NUT, WIRING HARNESS CLAMP SCREW . . . . .	3	20
11-20361	NUT, Sender housing screw .	39	18	11-34388	NUT-Wiring Harness Clamp Screw . . . . .	61	48
				11-34688	Nut, Exhaust cover screw . . .	39	7
				11-34932	NUT-Drive Shaft Housing Anchor Pin . . . . .	63	10
				11-34932	NUT-Drive Shaft Housing to Gear Housing Stud (3/8 IN.)	55	65
				11-34933	NUT, FLYWHEEL HOUSING SCREW . . . . .	37	11
				11-34933	NUT, STARTER MOTOR AND FLYWHEEL HOUSING SCREW . . . . .	3	31

# PARTS INDEX

Part Number	Description	Pg.	Ref. No.	Part Number	Description	Pg.	Ref. No.
11-34933	NUT-Bell Housing Stud . . . . .	43	56	11-58536	NUT, TOP COVER		
11-34933	NUT-Drive Shaft Housing to Gear Housing Stud (7/16 IN.) . . . . .	55	64	11-58586	FASTENING . . . . .	21	4
11-34933	NUT-Gear Housing to Drive Shaft Housing Stud . . . . .	49	28	12-20086	NUT, FUEL PUMP STUD . . .	13	15
11-35814	NUT, FRONT AND REAR MOUNT HOUSING STUD . . .	37	15	12-20260	WASHER-Steering Link Rod .	45	25
11-35814	NUT, REAR MOUNT HOUSING SCREW . . . . .	37	27	12-20260	WASHER-Filler Screw . . . . .	45	40
11-35814	NUT, RECTIFIER SCREW . . .	5	71	12-20260	WASHER-Filling & Vent Screw	49	7
11-35814	NUT, Shift cable lever stud . .	39	34	12-20260	WASHER-Rubber-Grease Filler & Vent Hole Screw . .	53	12
11-35814	NUT-Gimbal Ring Anchor Pin . .	63	17	12-20260	WASHER-Sealing-Filler Screw	59	6
11-35814	NUT-Gimbal Ring Tilt Pin . . .	45	12	12-20260	WASHER-Sealing-Flushing Screw . . . . .	51	55
11-35814	NUT-Hydraulic Pump Mounting Bracket Screw . . .	59	21	12-20331	WASHER, MOUNTING BRACET SCREW . . . . .	5	54
11-35814	NUT-Hydraulic Pump Stud . . .	59	17	12-20533	WASHER, FLAME ARRESTOR SCREW (BOTTOM) . . . . .	13	32
11-37177	NUT, DISTRIBUTOR CLAMP STUD . . . . .	9	37	12-20546	WASHER-Hydraulic Pump Mounting Bracket Screw . . .	59	20
11-37984	NUT, Steering guide cable tube . . . . .	39	26	12-20546	WASHER-Upper Swivel Shaft Retaining Screw . . . . .	45	7
11-38248	NUT, Flywheel housing screw . .	39	14	12-20553	WASHER, COIL BRACKET SCREW . . . . .	9	28
11-38270	NUT, FLYWHEEL TO CRANKSHAFT STUD . . . . .	29	35	12-20553	WASHER, EXHAUST ELBOW STUD . . . . .	33	19
11-38824	NUT, GROUND WIRE TO DISTRIBUTOR . . . . .	9	40	12-20553	WASHER, MOUNTING BRACKET SCREW . . . . .	5	50
11-45690	NUT-Roller Bearing to Drive Shaft . . . . .	53	23	12-20553	WASHER, THROTTLE LEVER SCREW (1/16" THICK) . . .	15	44
11-46438	NUT, VOLTAGE REGULATOR SCREW . . . . .	5	65	12-20878	WASHER, OIL PRESSURE SENDER TERMINAL (#10)	5	43
11-46438	NUT, WIRING HARNESS CLIP SCREW . . . . .	3	17	12-21900	WASHER-Gimbal Housing Bolt . . . . .	41	38
11-46438	NUT, WIRING HARNESS CLIP SCREW . . . . .	3	28	12-22937	WASHER, FLAME ARRESTOR SCREW (TOP)	15	35
11-46438	NUT, WIRING HARNESS LEAD SCREW . . . . .	3	22	12-24664	WASHER, THROTTLE CABLE STUD . . . . .	15	47
11-46547	NUT, CONNCTING RIOD CAP SCREW . . . . .	29	20	12-24664	WASHER, THROTTLE CABLE STUD . . . . .	35	55
11-46585	NUT, LOCK - PUSH ROD ADJUSTING SCREW . . . . .	21	16	12-26617	WASHER-Intermediate Shift Shaft . . . . .	49	16
11-46659	NUT, STARTER MOTOR BAND SCREW . . . . .	7	24	12-26825	WASHER, EXHAUST MANIFOLD STUD . . . . .	33	7
11-46793	NUT, CARBURETOR MOUNTING STUD . . . . .	15	41	12-26825	WASHER, Shift cable lever stud . . . . .	39	33
11-46793	NUT, EXHAUST MANIFOLD STUD . . . . .	33	8	12-28426	WASHER, RUBBER MOUNT SCREW . . . . .	37	23
11-46793	NUT, INTAKE MANIFOLD STUD . . . . .	35	51	12-29330	WASHER-Upper Shift Shaft (13/16 IN. O.D.) . . . . .	43	59
11-52412	NUT, COIL BRACKET SCREW . . . . .	9	29	12-29395	WASHER-Drive Shaft Housing Anchor Pin . . . . .	63	9
11-53153	NUT, CLAMP SCREW . . . . .	3	13	12-29395	WASHER-Shift Shaft . . . . .	53	19
11-56407	NUT, FLYWHEEL HOUSING SCREW . . . . .	37	11	12-29590	CUPPED WASHER . . . . .	55	58
11-58063	NUT KIT, STARTER SOLENOID TO STARTER HOUSING . . . . .	7	4	12-29629	WASHER . . . . .	45	21
11-58071	NUT AND TERMINAL KIT, STARTER SOLENOID . . . . .	7	5	12-29957	WASHER-Gear Housing Cover . . . . .	55	54
11-58074	NUT, STARTER HOUSING THRU BOLT . . . . .	7	15	12-30164	WASHER, LINK ROD SWIVEL	15	55
				12-30164	WASHER-Link Rod (3/8 IN. O.D.) . . . . .	43	64
				12-30164	WASHER-Link Rod (3/8 IN. O.D.) . . . . .	43	66



# PARTS INDEX

Part Number	Description	Pg.	Ref. No.	Part Number	Description	Pg.	Ref. No.
12-30283	WASHER, REAR MOUNT HOUSING SCREW . . . . .	37	25	12-46507	WASHER, CYLINDER BLOCK PLUG . . . . .	25	9
12-30633	THRUST WASHER-Bearing Carrier to Gear Housing . .	55	46	12-46513	WASHER, CYLINDER BLOCK REAR PLUG . . . . .	25	12
12-31013	THRUST WASHER-Bearing Carrier . . . . .	55	56	12-46531	WASHER, OIL PAN SCREW	25	34
12-31211	SPLINED WASHER-Prop Shaft . . . . .	55	59	12-46540	WASHER, TIMING COVER SCREW . . . . .	25	40
12-31266	WASHER-Shift Shaft Bushing	53	18	12-46543	WASHER THRUST - TIMING GEAR SCREW . . . . .	29	27
12-32518	WASHER-Gimbal Housing to Gimbal Ring (Lower) . . . . .	45	8	12-46610	WASHER, GUIDE PLATE SCREW . . . . .	29	10
12-32648	WASHER, FLYWHEEL HOUSING SCREW . . . . .	37	10	12-46643	WASHER, FILTER CAP SCREW . . . . .	13	7
12-32996	WASHER-Upper Swivel Shaft	45	15	12-46646	WASHER, OIL PUMP BODY SCREW . . . . .	27	51
12-32997	WASHER-Upper Swivel Shaft	45	15	12-46967	WASHER, FELT - DISTRIBUTOR ROTOR . .	9	5
12-35935	WASHER-Bell Housing Stud .	43	55	12-49199	WASHER, Rubber - Gimbal Housing Bolt . . . . .	41	23
12-35950	WASHER, LINK ROD SWIVEL	15	57	12-49199	WASHER-Inlet Cover . . . . .	63	24
12-35950	WASHER-Reverse Hook Screw . . . . .	49	23	12-57792	WASHER, THROTTLE LEVER SCREW (1/8" THICK) . . . . .	15	45
12-36041	WASHER-Gimbal Housing Bolt . . . . .	41	38	12-58072	WASHER KIT, ARMATURE .	7	19
12-36041	WASHER-Gimbal Ring Anchor Pin . . . . .	63	13	12-58537	WASHER, TOP COVER FASTENING NUT . . . . .	21	3
12-36042	WASHER-Gimbal Ring Anchor Pin . . . . .	63	16	12-58541	WASHER, CYLINDER HEAD BOLT . . . . .	23	38
12-37175	WASHER, DISTRIBUTOR CLAMP STUD . . . . .	9	36	12-58549	WASHER, VALVE SPRING (LOWER - SMALL) . . . . .	21	23
12-37175	WASHER, THRUST PLATE SCREW . . . . .	29	5	12-58550	WASHER, VALVE SPRING (LOWER - LARGE) . . . . .	21	24
12-38107	WASHER-Roller Bearing Retainer to Oil Seal Carrier	51	64	12-58575	LOCKWASHER, TENSIONER BLOCK SCREW . . . . .	29	13
12-38108	WASHER-Drive Gear to Universal Joint Nut . . . . .	51	58	12-58587	WASHER, FUEL PUMP STUD	13	14
12-38239	WASHER, Fiber - Steering cable guide tube . . . . .	39	24	12-58588	WASHER, FUEL PUMP STUD	13	13
12-38246	WASHER, Fiber - Flywheel housing screw . . . . .	39	12	13-20202	LOCKWASHER, MOUNTING BRACKET SCREW . . . . .	5	53
12-38268	WASHER . . . . .	45	3	13-20202	LOCKWASHER, STARTER SOLENOID TERMINAL( 5/16") . . . . .	5	56
12-38585	WASHER-Square-Transom Screw . . . . .	41	36	13-20758	LOCKWASHER, MOUNTING BRACKET SCREW . . . . .	5	49
12-39116	WASHER-Upper Shift Lever (1 IN. O.D.) . . . . .	43	61	13-21547	LOCKWASHER THROTTLE BODY SCREW . . . . .	19	48
12-39143	WASHER, Sender housing screw . . . . .	39	17	13-26992	"D" WASHER, STATOR AND WIRING HARNESS CLIP SCREW . . . . .	31	43
12-39143	WASHER, Sender housing stud . . . . .	39	37	13-26992	LOCKWASHER, CHOKE PIPE CLIP SCREW . . . . .	13	26
12-39143	WASHER, Shift cable stud . .	39	21	13-26992	LOCKWASHER, FLYWHEEL COVER SCREW . . . . .	37	7
12-39143	WASHER, Shift lever stud . . .	39	29	13-26992	LOCKWASHER, MOUNT SCREW . . . . .	37	4
12-39636	WASHER-Gimbal Ring Anchor Pin . . . . .	63	12	13-26992	LOCKWASHER, MOUNTING BRACKET SCREW . . . . .	9	33
12-39637	WASHER-Drive Shaft Housing Anchor Pin . . . . .	63	5	13-26992	LOCKWASHER, Water Tube Clamp Screw . . . . .	41	27
12-39782	WASHER-Rubber-Drive Shaft Housing Anchor Pin . . . . .	63	8	13-26992	LOCKWASHER-Control Valve Screw . . . . .	59	14
12-45075	WASHER, SQUARE - COIL TERMINAL . . . . .	9	23				
12-45698	WASHER-Drive Shaft . . . . .	53	6				
12-46132	WASHER, ENGINE COUPLING SCREW . . . . .	31	39				

# PARTS INDEX

Part Number	Description	Pg.	Ref. No.	Part Number	Description	Pg.	Ref. No.
13-26992	LOCKWASHER-Hydraulic Hose Clip Screw . . . . .	63	22	13-58073	LOCKWASHER,, THRU BOLT	7	14
13-26992	LOCKWASHER-Mounting Bracket Screw . . . . .	59	33	13-58582	LOCKWASHER, CONDENSER SCREW (STAR) . . . . .	9	17
13-26992	LOCKWASHER-Starter Solenoid Screw . . . . .	59	30	14-31210	TAB WASHER-Prop Shaft . . .	55	60
13-26993	LOCKWASHER-Starter Solenoid Terminal (5/16 IN.)	59	25	15-20928A1	SHIM SET-Drive Gear Roller Bearing . . . . .	51	59
13-26995	LOCKWASHER, GROUND WIRE NUT . . . . .	9	39	15-29955A1	SHIM SET-Thrust Washer to Gear Housing . . . . .	55	48
13-26995	LOCKWASHER, VENTURI CLUSTER SCREW (OUTER) . . . . .	17	23	15-30923A1	SHIM SET-Bearing Cup to Gear Housing . . . . .	55	36
13-26995	LOCKWASHER, WIRING HARNESS PLATE SCREW	3	5	15-38093A1	SHIM SET-Lower Tapered Roller Bearing . . . . .	49	29
13-26996	LOCKWASHER, AIR HORN SCREW . . . . .	17	6	15-38095A1	SHIM SET-Upper Tapered Roller Bearing . . . . .	49	37
13-26996	LOCKWASHER, BRACKET SCREW . . . . .	3	10	15-45691A1	SHIM SET-Drive Shaft Bearing Cup to Gear Housing . . . .	53	20
13-26996	LOCKWASHER, CHOKE PIPE CLIP SCREW . . . . .	13	23	15-46552	SHIM, SPACER - MAIN BEARING (2.80MM) . . . . .	29	28
13-26996	LOCKWASHER, COIL TERMINAL . . . . .	9	24	15-46553	SHIM, SPACER - MAIN BEARING (2.90MM) . . . . .	29	28
13-26996	LOCKWASHER, CONDENSER SCREW . . .	9	16	16-20353	STUD, Shift cable to transom plate (1 3/4") . . . . .	39	19
13-26996	LOCKWASHER, RECTIFIER TERMINAL . . . . .	5	68	16-20525	STUD, INTAKE MANIFOLD TO CYLINDER HEAD . . . .	35	46
13-26996	LOCKWASHER, STARTER SOLENOID TERMINAL (#10) . . . . .	5	58	16-20581	STUD, THROTTLE CABLE TO INTAKE MANIFOLD . .	35	48
13-26996	LOCKWASHER, VOLTAGE REGULATOR SCREW . . .	5	64	16-20789	STUD, Shift cable to lever (1 3/8") . . . . .	39	28
13-26996	LOCKWASHER, VOLTAGE REGULATOR SCREW . . .	5	64	16-21831	STUD-Hydraulic Pump to Mounting Bracket . . . . .	59	16
13-26996	LOCKWASHER, WATER TEMPERATURE SENDER TERMINAL (#10) . . . . .	5	40	16-32698	STUD, Shift lever cable to transom plate . . . . .	39	31
13-26996	LOCKWASHER, WIRING HARNESS CLIP SCREW . .	3	26	16-33111	STUD, CARBURETOR MOUNTING . . . . .	15	40
13-26996	LOCKWASHER-Starter Solenoid Terminal (#10) . .	59	23	16-33111	STUD, CARBURETOR TO INTAKE MANIFOLD . . . . .	35	47
13-27660	LOCKWASHER-Hydraulic Pump Thru Bolt . . . . .	59	34	16-34069	STUD, Sender housing to shift cable lever . . . . .	39	35
13-30381	LOCKWASHER-Transom Screw . . . . .	41	35	16-35937	STUD-Bell Housing to Drive Shaft Housing (2-7/8 IN.) . .	43	54
13-37141	LOCKWASHER, CAMSHAFT HOLE COVER SCREW . . .	25	17	16-36196	STUD-Gear Housing to Water & Oil Adaptor (1-5/16 IN.) .	53	2
13-37141	WASHER, INSPECTION COVER SCREW . . . . .	25	25	16-37176	STUD, DISTRIBUTOR CLAMP TO CYLINDER HEAD . . . .	9	35
13-37642	WAVE WASHER-Drive Shaft Housing Anchor Pln . . . . .	63	6	16-38525	STUD, THROTTLE CABLE ATTACHING . . . . .	15	46
13-39107	LOCKWASHER, BATTERY CABLE SCREW . . . . .	3	35	16-45641	STUD, FRONT/REAR MOUNT HOUSING TO CYLINDER HEAD (2 1/4") . . . . .	37	14
13-39107	LOCKWASHER, MOUNTING BRACKET SCREW . . . . .	9	33	16-45642	STUD, FRONT/REAR MOUNT HOUSING TO CYLINDER HEAD (1 3/8") . . . . .	37	13
13-46523	LOCKWASHER, MOUNTING BRACKET SCREW . . . . .	3	7	16-46522	STUD, INTAKE MANIFOLD TO CYLINDER HEAD (1 3/8") . . . . .	35	50
13-46628	LOCKWASHER, SPARK PLUG TERMINAL . . . . .	11	45	16-46536	STUD, FUEL PUMP TO CYLINDER HEAED . . . . .	13	12
13-46917	LOCKWASHER-Vent Screw . .	59	4		STUD, FLYWHEEL TO CRANKSHAFT . . . . .	29	31

# PARTS INDEX

Part Number	Description	Pg.	Ref. No.	Part Number	Description	Pg.	Ref. No.
16-46913	STUD-Drive Shaft Housing to Gear Housing (3 IN.) . . . . .	49	3	19-33041	WELCH PLUG, CHOKE HOUSING . . . . .	19	64
16-46914	STUD-Drive Shaft Housing to Gear Housing (1/3/4 IN.) . .	49	2	19-38860	WELCH PLUG, Gimbal Housing (Top) . . . . .	41	7
16-49545	STUD, EXHAUST MANIFOLD TO EXHAUST ELBOW (1 3/4") . . . . .	33	3	19-46503	PLUG, EXPANSION - CYLINDER BLOCK (FRONT) . . . . .	25	4
16-56298	STUD-Gear Housing to Drive Shaft Housing (1-31/32 IN.)	53	3	19-46509	PLUG, EXPANSION - CYLINDER BLOCK (SIDE)	25	10
16-56509	STUD, EXHAUST MANIFOLD TO CYLINDER HEAD (51/2") . . . . .	33	6	19-46515	PLUG, EXPANSION - CYLINDER BLOCK (TOP) .	25	3
16-58555	STUD, MOUNTING - TOP COVER . . . . .	21	8	19-46516	PLUG, EXPANSION - CYLINDER BLOCK (TOP) .	25	2
17-20032	DOWEL PIN . . . . .	51	44	19-46563	PLUG EXPANSION - CYLINDER HEAD . . . . .	21	28
17-29967	PIN, TIMING - FLYWHEEL HOUSING . . . . .	37	8	19-46577	WELCH PLUG, ROCKER SHAFT . . . . .	21	11
17-30545	PIN-Drive Shaft . . . . .	53	8	19-58066	PLUG, STARTER HOUSING	7	9
17-30632	CROSS PIN-Clutch to Prop Shaft . . . . .	55	42	19-58512	PLUG, CYLINDER BLOCK - REAR . . . . .	25	11
17-33037	PIN, HINGE - FLOAT TO AIR HORN . . . . .	17	13	19-58532	PLUG, EXPANSION - CYLINDER HEAD . . . . .	21	30
17-33049	PIN, CHOKE PISTON TO CHOKE PISTON LEVER . .	19	62	19-58540	PLUG, EXPANSION - CYLINDER HEAD . . . . .	21	30
17-38102	PIN-Impeller Drive . . . . .	49	39	19-58573	PLUG, CYLINDER BLOCK . .	25	8
17-38112	PIVOT PIN-Reverse Hook Arm to Drive Shaft Housing . . .	49	18	21-57790A2	CHECK VALVE, WATER DISTRIBUTION . . . . .	33	34
17-38199	SWIVEL PIN-Gimbal Housing to Gimbal Ring (Lower) . . .	45	9	22-31345	FITTING, Grease - Gimbal Housing . . . . .	41	2
17-38269	TILT PIN-Gimbal Ring . . . . .	45	11	22-31704	PIPE PLUG-Drive Shaft Housing . . . . .	49	5
17-38864A1	SWIVEL PIN ASSEMBLY- Yoke to Steering Lever . . .	45	20	22-32561	PIPE PLUG-Upper Swivel Shaft . . . . .	45	14
17-39640	ANCHOR PIN-Tilt Cylinder to Gimbal Ring . . . . .	63	11	22-32802	PLUG, PIPE - EXHAUST ELBOW . . . . .	33	16
17-39641	ANCHOR PIN-Tilt Cylinder to Drive Shaft Housing . . . . .	63	2	22-32802	PLUG, PIPE - INTAKE MANIFOLD (TOP) . . . . .	35	45
17-46613	PIN, GUIDE - OIL PREASURE RELEASE VALVE . . . . .	27	53	22-38214	ELBOW, FUEL PUMP OUTLET . . . . .	13	16
17-55803	HINGE PIN- Gimbal Ring to Bell Housing . . . . .	45	5	22-38214	ELBOW-Sender Housing . . . .	45	41
17-58062	PIN ASSEMBLY, SOLENOID ARM TO STARTER HOUSING . . . . .	7	8	22-38609	PLUG-Control Valve (3/8-24 IN.) . . . . .	59	12
17-58544	PIN, ROCKER SHAFT TO SUPPORT . . . . .	21	10	22-38752	ELBOW-Connecting Hose to Tilt Cylinders . . . . .	63	25
18-20233	COTTER PIN-Shift Shaft . . . .	53	14	22-38939	COUPLING-Water Hose to Bell Housing . . . . .	43	47
18-21071	COTTER PIN- Link Rod to Upper Shift Shaft Lever . . .	43	65	22-46131	ELBOW, EXHAUST MANIFOLD . . . . .	33	4
18-21071	COTTER PIN-Link Rod to Receiver Housing . . . . .	43	67	22-46131	ELBOW, WATER INLET - INTAKE MANIFOLD . . . . .	35	43
18-29623	COTTER PIN . . . . .	45	22	22-46534	PLUG, DRIAN - OIL PAN . . . .	25	35
18-34159	COTTER PIN-Retaining-Lower Swivel Pin . . . . .	45	10	22-47841	FITTING, THERMOSTAT HOUSING . . . . .	33	31
18-46605	COTTER PIN, OIL PRESSURE RELEASE VALVE CAP . . . . .	27	56	22-54107	FITTING, CHECK VALVE TO CYLINDER BLOCK . . . . .	33	35
18-46633	PIN (HAIR), RETAINING - BREAKER ASSEMBLY . . . .	9	8	22-56308	PLUG, PIPE - EXHAUST ELBOW . . . . .	33	16
19-32298	PLUG-Drive Shaft Housing- Trim Tab Hole . . . . .	49	9	22-56308	PLUG, PIPE - EXHAUST MANIFOLD . . . . .	33	2

# PARTS INDEX

Part Number	Description	Pg.	Ref. No.	Part Number	Description	Pg.	Ref. No.
22-56827	ELBOW-Sender Housing . . . .	45	41	23-46544	SLEEVE, CRANKSHAFT		
22-58153	FITTING, CARBURETOR				TIMING GEAR . . . . .	29	25
	FUEL INLET . . . . .	13	27	23-46614	SLEEVE, OIL PREASURE		
22-58355	COUPLING, Transom plate -				RELEASE VALVE . . . . .	27	52
	Water inlet hose . . . . .	39	10	23-46689	SPACER, ALIGNMENT -		
22-58533	,PLUG, CYLINDER HEAD . . .	21	31		CYLINDER BLOCK TO		
22-58564	PLUG, OIL PUMP BODY . . .	27	44		FLYWHEEL HOUSING . . .	25	21
23-31758	SPACER, Shift cable lever			23-52928	SLEEVE-Guide-Water Inlet		
	stud . . . . .	39	32		Tube . . . . .	53	28
23-31866	SPACER, Sender housing			23-58068	BUSHING ASSEMBLY,		
	screw . . . . .	39	16		CLUTCH DRIVE		
23-31866	SPACER, Sender housing				RETAINING . . . . .	7	11
	stud . . . . .	39	36	23-58070	BUSHING, ARMATURE		
23-31866	SPACER, Shift cable stud . . .	39	20		SHAFT . . . . .	7	18
23-32914	SLEEVE, WIRING HARNESS			23-58506	BEARING SET (4 PAIRS),		
	LEAD SCREW . . . . .	3	23		CONNECTING ROD		
23-35088	BUSHING-Upper Shift Shaft-				(48MM) . . . . .	29	21
	Bell Housing (5/8 IN.) . . . .	43	49	23-58507	BEARING SET (4PAIRS),		
23-35278	BUSHING-Tapered-Gimbal				CONNECTING ROD		
	Ring Anchor Pin . . . . .	63	14		47.75MM) . . . . .	29	21
23-35555	SPACER, FLAME			23-58509	BEARING SET (5 PAIRS),		
	ARRESTOR SCREW . . . .	13	31		CRANKSHAFT (54.90MM)	29	29
23-35977	GROMMET-Hydraulic Hose .	63	19	23-58530	BUSHING, OIL PORT . . . . .	21	33
23-37127	BUSHING, OIL PUMP SHAFT			23-61343	SPACER, FLAME		
	- CYLINDER BLOCK . . . . .	25	18		ARRESTOR SCREW . . . .	13	31
23-37154	BUCHING, END COVER . . .	7	25	24-20254	SPRING-Drive Shaft . . . . .	53	7
23-37154	BUSHING, STARTER			24-30622	SPRING-Cam Follower . . . . .	55	35
	HOUSING . . . . .	7	2	24-30893	SPRING-Cross Pin . . . . .	55	43
23-38089	SPACER-Upper Tapered			24-33050	SPRING, IDLE ADJUSTING		
	Roller Bearing . . . . .	49	34		NEEDLE . . . . .	19	43
23-38196	BUSHING, Synthane - Gimbal			24-39507	SPRING-Reverse Hook Pivot		
	Housing (Lower) . . . . .	41	10		Pin . . . . .	49	26
23-38198	BUSHING (Lower) . . . . .	45	2	24-46312	SPRING-Drive Shaft Housing		
23-38201	BUSHING-Seal-Hydraulic				Anchor Pin . . . . .	63	7
	Tubing Cover . . . . .	47	44	24-46312	SPRING-Gimbal Ring Anchor		
23-38203	SLEEVE-Hydraulic Tubing . .	47	43		Pin . . . . .	63	15
23-38247	SLEEVE, Flywheel housing			24-46612	SPRING, TENSION - OIL		
	screw . . . . .	39	13		PREASURE RELEASE		
23-38265	BUSHING, Seal - Water Tube	41	28		VALVE . . . . .	27	54
23-38267	BUSHING-Hinge Pin . . . . .	45	4	24-46662	SPRING KIT, STARTER		
23-38307	SLEEVE, RUBBER - MOUNT				BRUSH . . . . .	7	22
	CARRIER (1 11/16") . . . .	37	17	24-48036	SPRING-Reverse Hook to Arm	49	20
23-38308	SLEVVE, RUBBER - MOUNT			24-48143	SPRING, FUEL FILTER . . . .	17	9
	CARRIER (13/16") . . . . .	37	18	24-57863	SPRING THROTTLE		
23-38634	BUSHING, Synthane - Gimbal				RETURN . . . . .	15	59
	Housing (Upper) . . . . .	41	8	24-58547	SPRING, VALVE (INNER) . . .	21	21
23-38684	SLEEVE, Steering cable tube -			24-58548	SPRING, VALVE (OUTER) . .	21	22
	transom plate . . . . .	39	25	24-58557	SPRING, ROCKER SHAFT . .	21	17
23-39638	SLEEVE-Rubber-Drive Shaft			24-58580	SPRING, CAM BREAKER		
	Housing Anchor Pin . . . . .	63	4		ADVANCE WEIGHT (LIGHT		
23-39639	SLEEVE-Drive Shaft Housing				COIL) . . . . .	9	12
	Anchor Pin . . . . .	63	3	24-58581	SPRING, CAM BREAKER		
23-39655	SLEEVE-Anti-Galling-Reverse				ADVANCE WEIGHT		
	Hook Screw . . . . .	49	24		(HEAVY COIL) . . . . .	9	13
23-45588	BUSHING-Upper Shift Shaft-			25-21720	O RING- Hydraulic Pump to		
	Bell Housing (5/16 IN.) . . .	43	51		Control Valve . . . . .	59	NS
23-46284A1	BUSHING ASSEMBY-Shift			25-21720	O RING-Pump to Control		
	Shaft . . . . .	53	16		Valve . . . . .	59	2
23-46527A1	SPACER ASSEMBLY, MAIN			25-22762	O RING (SMALL) . . . . .	43	53
	BEARING CAP . . . . .	25	26				

# PARTS INDEX

Part Number	Description	Pg.	Ref. No.	Part Number	Description	Pg.	Ref. No.
25-25439	O RING-Shift Shaft Bushing	53	15	27-48043	GASKET, END CAP TO MANIFOLD	33	12
25-26855	O RING-Water and Oil Adaptor (Large)	53	24	27-52076	GASKET, EXHAUST ELBOW	33	18
25-29976	O RING-Bearing Carrier	55	49	27-55877	GASKET, Gimbal Housing to Transom	41	18
25-31144	ORING - Exhaust cover	39	4	27-55881	GASKET, Exhaust Cover to Gimbal Housing	41	5
25-31305	O RING (LARGE)	43	52	27-56203	GASKET, THERMOSTAT HOUSING TO CYLINDER HEAD	33	24
25-38099	O RING-Water Pump Housing	49	40	27-56204	GASKET, EXHAUST MANIFOLD TO CYLINDER HEAD	33	5
25-38101	O RING-Drive Shaft Housing	51	47	27-56507A1	GASKET SET, INTAKE MANIFOLD TO CYLINDER HEAD	35	49
25-38106	O RING-Oil Seal Carrier	51	63	27-58384	GASKET, FUEL FILTER	17	7
25-58508	BEARING SET (5 PAIRS), CRANKSHAFT 954.55MM)	29	29	27-58511	GASKET, WIRING HARNESS BRACKET TO CYLINDER BLOCK	25	13
25-58571	"O" RING, OIL FILTER ADAPTOR PLATE	25	30	27-58515A1	GASKET ASSEMBLY, CYLINDER SLEEVE	29	17
26-23300	OIL SEAL-Lower	51	42	27-58527	GASKET, TOP COVER	21	2
26-26782	OIL SEAL-Upper	51	42	27-58534	GASKET, CYLINDER HEAD PLUG	21	32
26-30550	OIL SEAL	55	52	27-58535	GASKET, OIL FILLER CAP	21	6
26-32540	OIL SEAL, Upper Gimbal Housing Bushing	41	9	27-58565	GASKET, PICK-UP TUBE	27	46
26-32911	OIL SEAL, Lower Gimbal Housing Bushing	41	11	27-58589	GASKET, FUEL PUMP TO CYLINDER HEAD	13	11
26-38105	OIL SEAL	51	62	27-60848A1	GASKET KIT, CYLINDER HEAD	23	36
26-38970	SEAL-Rubber-Water Inlet Tube	53	27	28-30281	KEY-Bearing Carrier	55	53
26-38970	SEAL-Rubber-Water Pocket Cover	49	11	28-37047	KEY, CAMSHAFT	29	2
26-45577	SEAL - Quad ring	39	4A	28-37116	KEY, CRANKSHAFT	29	23
26-45587	OIL SEAL-Bell Housing	43	50	28-38234	NAME PLATE, Transom plate	39	8
26-46021	OIL SEAL-Shift Shaft Bushing	53	17	28-46579	KEY, INLET VALVE (SINGLE GROOVE)	21	19
26-46541	SEAL, REAR MAIN - CRANKSHAFT	29	30	28-46580	KEY, EXHAUST VALVE (DOUBLE GROOVE)	21	18
26-46970	OIL SEAL, Transom plate - Water Tube	39	2	30-31265	BALL BEARING-Reverse Gear	55	47
26-55878	SEAL, Water - Gimbal Housing	41	20	30-31561	BALL BEARING- Gimbal Housing	41	12
27-32910	GASKET, CARBURETOR TO INTAKE MANIFOLD	15	39	31-30894A1	TAPERED ROLLER BEARING ASSEMBLY	55	39
27-37058	GASKET, DISTRIBUTOR	9	38	31-30895	ROLLER BEARING-Forward Gear	55	38
27-37105	GASKET, OIL PAN DRAIN PLUG	25	36	31-30956	ROLLER BEARING	55	51
27-38110	GASKET-Water Pocket Cover	49	12	31-32898	ROLLER BEARING-Drive Shaft	53	4
27-38263	GASKET-Receiver Housing	47	47	31-38135A1	TAPERED ROLLER BEARING-Lower	49	30
27-38558	GASKET, OIL PRESSURE SENDER ADAPTOR	5	46	31-38137A1	TAPERED ROLLER BEARING-Upper	49	35
27-38957	GASKET	51	46	31-38142A2	TAPERED ROLLER BEARING ASSEMBLY-Drive Gear	51	60
27-45604	GASKET-Face Plate to Top Cover	51	52	31-45692A1	TAPERED ROLLER BEARING ASSEMBLY	53	21
27-45605	GASKET-Water Pump Housing to Face Plate	51	50	32-38186	TUBE, Steering cable guide	39	23
27-45689	GASKET-Water and Oil Adaptor	53	25				
27-45749A1	GASKET-Bell Housing to Drive Shaft Housing	43	57				
27-46510	GASKET, INSPECTION COVER	25	23				
27-46524	GASKET, CAMSHAFT HOLE COVER	25	15				
27-46530	GASKET, OIL PAN	25	32				
27-46536	GASKET, TIMING COVER	25	38				
27-47590	GASKET, THERMOSTAT COVER	33	25				

# PARTS INDEX

Part Number	Description	Pg.	Ref. No.	Part Number	Description	Pg.	Ref. No.
32-38755	HYDRAULIC HOSE-Elbow to Tilt Cylinders (25-3/4 IN.)	63	18	45-45695A2	DRIVE SHAFT ASSEMBLY	53	5
32-38841	WATER TUBE- Gimbal Housing	41	24	46-45609A1	WATER PUMP HOUSING ASSEMBLY	51	41
32-45005	DRAIN TUBE-Drive Shaft Housing (1-5/8 IN.)	49	4	47-30041	IMPELLER	51	49
32-45694	WATER TUBE-Water Pocket Cover	49	14	48-32264A3	PROPELLER ASSEMBLY	57	0
32-46716A1	HOSE, CHECK VALVE TO FLYWHEEL HOUSING (8")	33	36	48-32390A3	PROPELLER ASSEMBLY	55	0
32-46716A1	HOSE, CHECK VALVE TO INTAKE MANIFOLD (9")	35	40	48-32392A3	PROPELLER ASSEMBLY	55	0
32-46716A1	HOSE-Water-Gimbal Housing to Bell Housing (10-1/4 IN.)	41	31	48-32746A3	PROPELLER ASSEMBLY	57	0
32-56219	PIPE, CHOKE - CARBURETOR TO INTAKE MANIFOLD	13	18	48-32750A3	PROPELLER ASSEMBLY	57	0
32-56505	HOSE, THERMOSTAT COVER TO END CAP	33	29	48-33242A3	PROPELLER ASSEMBLY	55	0
32-56506	HOSE, VENT - FLAME ARRESTOR TO TOP COVER	15	37	48-35936A3	PROPELLER ASSEMBLY	55	0
32-56729	FUEL LINE, FUEL PUMP TO CARBURETOR	13	17	48-52008A3	PROPELLER ASSEMBLY	57	0
32-56730	HOSE, THERMOSTAT TO CHECK VALVE	33	32	48-52012A3	PROPELLER ASSEMBLY	57	0
32-56737	HOSE, CHECK VALVE TO EXHAUST MANIFOLD	33	38	50-58059	STARTER MOTOR ASSEMBLY (SEE D12 FOR PARTS BREAKDOWN)	3	29
32-57020	FUEL LINE, INLET - FUEL TANK TO FUEL PUMP	13	1	50-58059	STARTER MOTOR ASSEMBLY, COMPLETE	7	-
32-57114	HYDRAULIC HOSE-Elbow to Hydraulic Pump (25 IN.)	63	26	52-34239	CLUTCH	55	41
32-58513	TUBE, OIL LEVEL GAUGE - CYLINDER BLOCK	25	20	53-58591	SNAP RING, PUMP ROD	13	9
32-58616A1	TUBE ASSEMBLY, EXHASUT ELBOW	33	17	54-22627	CLAMP, BATTERY CABLE TO BOAT	3	36
32-61108	HOSE, VENT - FLAME ARRESTOR TO TOP COVER	15	37	54-22627	CLIP, FUEL LINE TO INTAKE MANIFOLD	35	52
33-57955	SPARK PLUG (ACR-42XL)	11	44	54-22690	CLIP, WIRING HARNESS ATTACHING	3	24
35-53336	FILTER, FUEL INLET	17	8	54-22875	CLAMP, Water Tube to Gimbal Housing	41	15
37-39395	DECAL-Serial Number	43	NS	54-22875	CLIP-Hydraulic Hose	63	20
37-55671A1	DECAL ASSEMBLY-Drive Shaft Housing	49	8	54-28700	CLIP, STATOR AND WIRING HARNESS LEADS TO FLYWHEEL HOUSING	31	41
37-57471	DECAL, EXHAUST MANIFOLD (90 H.P.)	33	9	54-28700	CLIP-Hydraulic Hose to Transom Plate	63	20
38-38706	INSERT-Ignition Switch Bezel	59	40	54-32739	CLAMP-Universal Joint Bellows to Gimbal Housing	41	41
38-55823	DECAL-Oil Instructions-Hydraulic Pump	59	15	54-33036	RETAINER, STAT COVER AND COIL TO CHOKE HOUSING SCREW	19	69
39-58523A1	PISTON RING ASSEMBLY	29	16	54-33683	CLAMP, BELLOW TO ELBOW AND TRANSOM PLATE	33	22
43-46545	GEAR, TIMING - CRANKSHAFT	29	24	54-34764	LIFTING EYE	33	13
43-46576	GEAR, TIMING - CAMSHAFT	29	6	54-35830	CLAMP-Water Tube to Gimbal Housing and Bell Housing	41	32
43-46576	GEAR, TIMING - CAMSHAFT	29	6	54-38426	CLAMP, HOSE TO THERMOSTAT COVER AND END CAP	33	30
43-55424	FORWARD GEAR	55	37	54-38819	CLAMP, HOSE THERMOSTAT HOUSING AND CHECK VALVE	33	33
43-55425	PINION GEAR	53	9	54-38819	CLAMP, HOSE TO CHECK VALVE AND EXHAUST MANIFOLD	35	39
43-55427A1	GEAR ASSEMBLY-Complete	49	33	54-38819	CLAMP, HOSE TO CHECK VALVE AND FLYWHEEL HOUSING	33	37
43-55428	REVERSE GEAR	55	45	54-38819	CLAMP, HOSE TO CHECK VALVE AND INTAKE MANIFOLD	35	41
44-45683	PROP SHAFT	55	44				
45-38121	UPPER DRIVE SHAFT	49	32				

# PARTS INDEX

Part Number	Description	Pg.	Ref. No.	Part Number	Description	Pg.	Ref. No.
54-38888	CLAMP-Exhaust Bellows to Bell Housing	43	45	1397-2634	GASKET KIT	19	--
54-38888	CLAMP-Exhaust Bellows to Gimbal Housing	43	44	1397-2636	FLOAT BOWL ASSEMBLY	17	17
54-38889	CLAMP-Universal Joint Bellows to Bell Housing	43	42	1397-2637	OVERHAUL KIT	19	--
54-39108	CLIP, IDLE STOP SCREW	19	45	1397-2638	IDLE STOP SCREW, THROTTLE BODY	19	44
54-39788	CLIP, WIRING HARNESS	3	14	1397-2639	THROTTLE BODY ASSEMBLY	17	41
54-39844	CLIP, STATOR LEADS TO FLYWHEEL HOUSING	31	44	1397-2640	VENTURI CLUSTER ASSEMBLY, FLOAT BOWL	17	18
54-46770	CLAMP, WIRING HARNESS TO VOLTAGE REGULATOR	3	18	1397-3464	POWER CARBURETOR KIT	19	--
54-46770	CLAMP-Wiring Harness	61	46	1397-3825	VALVE, CHOKE - CHOKE SHAFT	19	54
54-53101	CLAMP, VENT HOSE TO FLAME ARRESTOR AND TOP COVER	15	38	1397-4257	CHOKE LEVER AND COLLAR ASSEMBLY, CHOKE SHAFT	19	52
54-56406	CLIP, CHOKE PIPE TO INTAKE MANIFOLD	13	24	1397-4336	AIR HORN	17	1
54-56510	CLIP, CHOKE PIPE TO EXHAUST MANIFOLD	13	21	1397-4337	NUT, FUEL INLET - AIR HORN	17	11
228-4347	FLYWHEEL ASSEMBLY, CRANKSHAFT	29	32	1397-4339	CHOKE HOUSING ASSEMBLY	19	56
231-4037A1	FLYWHEEL ASSEMBLY, ALTERNATOR	29	34	1397-4340	STAT COVER AND COIL ASSEMBLY	19	67
398-2932	STATOR, ALTERNATOR	29	36	1397-4341	CHOKE PISTON, CHOKE HOUSING	19	61
434-4350	CRANKSHAFT	29	22	1555-2538A1	DRIVE SHAFT HOUSING ASSEMBLY	49	1
435-4352	CAMSHAFT	29	1	1555-2538A20	DRIVE SHAFT HOUSING ASSEMBLY-COMplete	49	-
616-4349	CONNECTING ROD ASSEMBLY (WHITE)	29	18	1634-2766A1	GEAR HOUSING (BASIC)	53	1
740-4345	PISTON AND PISTON LINER ASSEMBLY	29	15	1634-2766A1	GEAR HOUSING (BASIC)	55	1
845-4346	CYLINDER BLOCK ASSEMBLY	25	1	1634-2766A5	GEAR HOUSING-COMplete	53	0
940-4351	CYLINDER HEAD ASSEMBLY	21	27	1634-2766A5	GEAR HOUSING-COMplete	55	0
1173-20645	NUT-Starter Solenoid Terminal (#10)	59	24				
1351-4263A1	CARBURETOR ASSEMBLY	13	28				
1351-4263A1	CARBURETOR ASSEMBLY, COMPLETE	17	-				
1351-4263A2	CARBURETOR ASSEMBLY	13	28				
1351-4263A2	CARBURETOR ASSEMBLY, COMPLETE	17	-				
1397-2050	PLUG, BALL - CHOKE HOUSING	19	63				
1397-2051	ROD, PUMP	17	34				
1397-2052	ROD, CHOKE	19	51				
1397-2054	PUMP SHAFT AND LEVER ASSEMBLY, AIR HORN	17	33				
1397-2060	FLOAT ASSEMBLY	17	12				
1397-2071	CAM, FAST IDLE - FLOAT BOWL	19	49				
1397-2110	PLATE, BAFFLE - CHOKE HOUSING	19	65				
1397-2256	POWER PISTON ASSEMBLY	17	2				
1397-2447	JET, FLOAT BOWL (STANDARD)	17	29				
1397-2629	LEVER ASSEMBLY, CHOKE PISTON	19	59				
1397-2632	CHOKE SHAFT ASSEMBLY	19	53				